

CATALOGO
APPLICAZIONI
auto
camion
trattore

2012





POWER PROFI

- / Maggiore potenza d'avviamento
- / Coperchio con degassing centralizzato
- / Indicatore dello stato di carica
- / Manutenzione azzerata grazie all'impiego della tecnologia Piombo-Calcio
- / Bassa autoscarica
- / Alta resistenza alla corrosione

PROFI

- / Gamma dedicata a circolante asiatico e vetture europee di nicchia
- / Avviamenti sicuri in ogni condizione



LKW PROFİ Heavy Duty

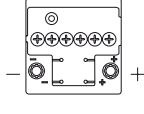
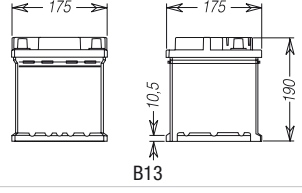
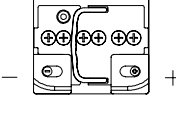
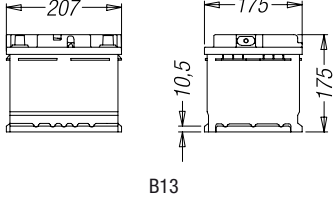
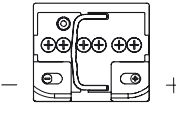
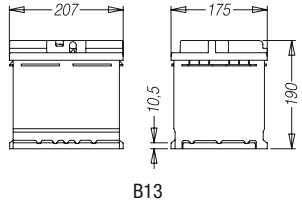
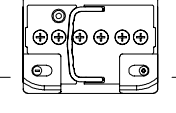
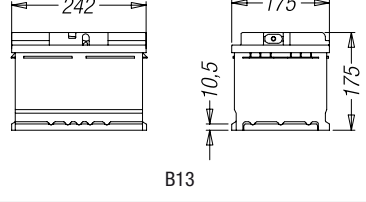
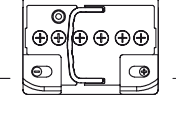
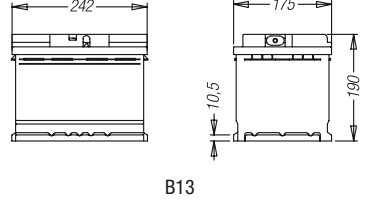
- / Ottimo equilibrio tra corrente di spunto e resistenza ai cicli di carica e scarica, per impieghi gravosi
- / Alta resistenza alle vibrazioni
- / Ridotta autoscarica
- / Consumo d'acqua molto basso

LKW PROFİ Starter

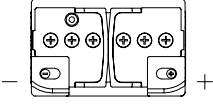
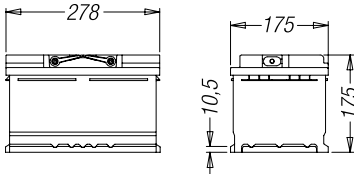
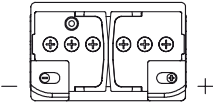
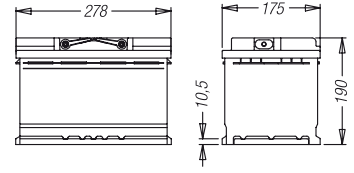
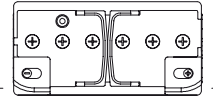
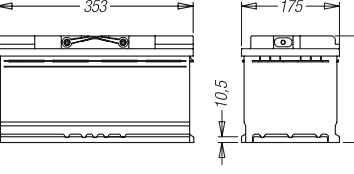
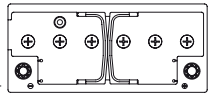
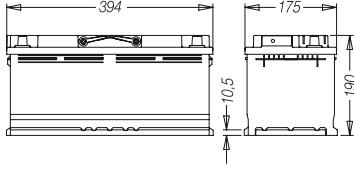
- / Avviamenti sicuri in ogni condizione
- / Resistenza alle vibrazioni



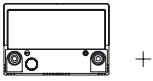
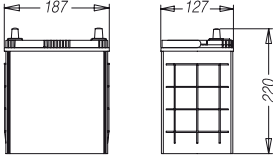
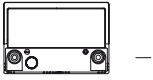
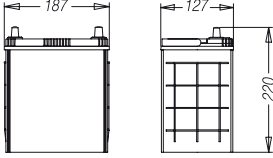
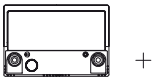
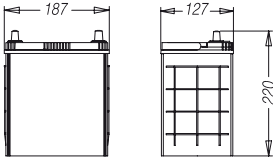
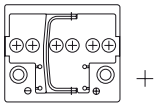
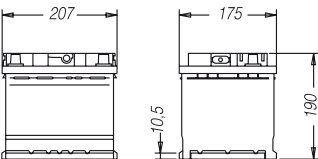
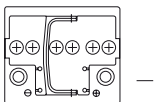
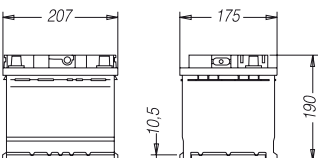
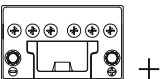
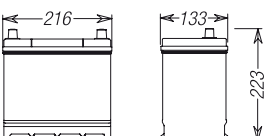
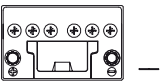
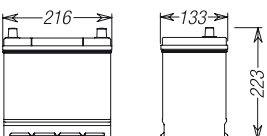
POWER PROFI

Sigla identificativa ETN	Ah	A EN	Tipo polo	Schema e Polarità	Dimensioni e Fissaggio alla base	Principali applicazioni
L0 44 +	44	390	1	 0	 B13	CITROEN: C1 1.0 FIAT: 500 1.2 - Doblo 1.2 (Cargo) - Grande Punto 1.2, 1.4, 1.4 Van(B) - Punto 1.1 Van, 1.2 (Van) - Seicento 1.1 LANCIA: Musa 1.4 Oro, Platino - Nuova Musa 1.4, 1.4 16V - Ypsilon 1.2, 1.4 (16V) PEUGEOT: 107 1.0 TOYOTA: Aygo 1.0 - Yaris 1.0 VVT-i
L1B 46 + *	46	450	1	 0	 B13	FORD: Escort VI 1.1, 1.3, 1.4, 1.6 - Fiesta 900, 1.1, 1.3, 1.4, 1.6 - Fiesta IV 1.2, 1.3, 1.4 - Fiesta V 1.2, 1.4, 1.6 - Fiesta XR, XR 2i, XR Turbo - Focus Clipper 1.4 I - Focus C-Max 1.6 (Ti) - Focus II 1.4, 1.6 (Ti) - Focus II Cabriolet 1.6 - Fusion 1.2, 1.4, 1.6 - KA 1.3i, 1.6 Sportka - Orion 1.3, 1.4, 1.6 - Streetka 1.6 - Courier 1.3 MAZDA: 2 Demio 1.2 16V, 1.4 16V - 121 1.3 NISSAN: Micra 1.0 16V, 1.2 16V, 1.4 16V - Note 1.4 - Primera New 1.6 16V, 1.8 16V OPEL: Agila 1.0 12V, 1.2 16V - Corsa A 1.0, 1.2, 1.4 GSI - Corsa B 1.0 I 12V, 1.2 I - Corsa C 1.0 I 12V, 1.2 I 16V - Speedster 2.0 Turbo SEAT: Ibiza II 1.4 16V, 2.0 16V SMART: Roadster 0.7 (Brabus) SUZUKI: Splash 1.0, 1.2 - Swift III 1.5, Sport 1.6 16V - Wagon R+ 1.3 I 16V (4x4) TOYOTA: Yaris 1.0 16V, 1.3 Verso VOLKSWAGEN: Golf II 1.3 - Maggiolino - Polo 1.0, 1.3, 1.4
L1 55 +	55	480	1	 0	 B13	ALFA ROMEO: 147 1.6 16V - 156 1.6 I, 1.8 I 16V (SW) CITROEN: C1 1.4 HDi - C2 1.4 (16V) - C3 1.4 HDi - C3 Pluriel 1.4i - C4 1.4, 1.6 16V - C4 Coupé 1.4, 1.6 DACIA: Logan (SW) 1.4, 1.6 FIAT: Bravo 1.4 T-Jet - Doblo 1.6 - Idea 1.2, 1.3 JTD, 1.4 - Idea Van 1.3 MJT, 1.4 Benzina - Multipla 1.6 - Panda 1.2 (4x4) (Van), 1.3 JTD (MJT) (4x4), 1.4 - Punto 1.3 JTD (MJT), 1.4, 1.8 - Stilo 1.4 HYUNDAI: Accent GLS 1.3, 1.5 - Elantra GLS 1.6 - Getz 1.3, 1.4, 1.6 - Matrix 1.6, 1.8 LANCIA: Y 1.3 JTD - Ypsilon 1.3 MJT MERCEDES: A 140 NISSAN: Qashqai 1.6 PEUGEOT: 1007 1.4, 1.6 - 206 1.4 (SW), 1.6 (CC) (Cabrio) (SW) - 207 1.4 (SW), 1.6 (CC) (SW) - 306 1.6 SW - 307 1.4 (SW), 1.6 (CC) (SW) - 308 1.4, 1.6 - 407 1.7, 2.2 - Ranch 1.6 RENAULT: Clio III 1.2, 1.4, 1.6 16V - Megane II 1.4 (SW), 1.6, 2.0 16V - Modus 1.4, 1.6 - Scenic Evol. 1.4 - Twingo 1.2 Turbo SKODA: Fabia 1.4 (Praktik), 1.6 TOYOTA: Yaris 1.8 VVTi VOLKSWAGEN: Golf V 1.4 16V (Plus) (Variant) (FSI) (TSI)
L2B 60 + *	60	600	1	 0	 B13	FORD: C-Max 1.8, 2.0 - Escort VI 1.8, 2.0 - Fiesta IV 1.6 I Ghia 16V - Focus II 1.8, 2.0, 2.5 ST - Galaxy 2.0 I, 2.3 I - Mondeo IV 1.6 Ti, 2.0, 2.5 - Puma - S-Max 2.0, 2.5 ST NISSAN: Almera II 1.5 dCi OPEL: Astra 05 1.4, 1.6, 1.8 - Astra H 1.6, 1.8 SW (Twin Top) - Astra H 1.6, 1.8 Turbo (GTC) - Corsa C 1.4, 1.6 16V - Meriva 1.4, 1.6, 1.8 16V - Signum 1.8 - Tigra 1.8 Twin Top - Vectra C 1.8 (Break) (GTS) - Zafira 1.6i, 1.8i 16V SEAT: Alhambra - Ibiza 1.5 TOYOTA: Avensis 1.8 16V VOLKSWAGEN: Corrado 2.0i - Golf III 1.4, 1.6, 2.0 GTI - Passat 1.8, 2.0, 2.8 VR6 - Polo 1.6 - Vento 1.8
L2 65 +	65	570	1	 0	 B13	ALFA ROMEO: 156 2.0i JTS (SW), 1.9 JTD - 159 1.9 JTDm - 159 1.9, 2.2 JTS (SW) - Brera 2.2, 3.2 JTS V - GT 1.8 16V, 2.0 (JTS), 3.2 V6 - GT 1.9 M-JET - Spider 2.2, 3.2 JTS AUDI: A3 1.8 TFSI - A3 Sportback 1.6 TFSI - A4 (Avant) 1.6, 1.8, 2.0 TFSI - A4 1.8 TURBO 20V (Avant) (Quattro) - S3 1.8 (T) (Quattro) - TT 2.0 TFSI CITROEN: C2 1.6 HDi - C4 1.6, 2.0 HDi - C4 Picasso 1.6 i HDi, 2.0 i 16V (Hdi) - C5 1.6 HDi, 1.8 16V (SW), 2.0 (SW) FIAT: Bravo 1.6 MJT, 1.9 MJT - Doblo 1.9 MJT - Grande Punto 1.9 MJT - Idea 1.9 MJT - Multipla 1.9 MJT - Sedici 1.6 16V 4x4 - Stilo 1.6, 1.8 16V JAGUAR: X-Type Estate 3.0 KIA: Carens III 2.0 CVVT LAND ROVER: Freelander 1.8 MERCEDES: A 150, 160 MINI: Cooper (Cabrio) (S) - One (Cabrio) MITSUBISHI: Colt VI 1.5 (Di-D) (CZT) NISSAN: Note 1.5 dCi - Qashqai 2.0 OPEL: Vectra B 2.2 16V, 2.5i V6 PEUGEOT: 1007 1.6 HDi - 107 1.4 HDi - 207 1.6 HDi (SW) (CC) 1.4 HDi - 307 (SW) 2.0 HDi - 308 1.6 HDi - 407 1.6, 2.0 (HDI), 3.0 V6 - 607 2.2 (HDI), 3.0 V6 - 807 2.0 (HDI), 2.2, 3.0 V6 RENAULT: Clio III 2.0 - Laguna 2.0 - Megane 2.0 SAAB: 9-3 1.8 Cabriolet (Sport Sedan), 2.0i (Cabrio) - 9-5 2.0 (SW) SEAT: Altea 1.8 TFSI, 2.0 FSI - Arosa 1.4 TDI - Cordoba 2.0 - Ibiza 1.8 T Cupra R - Leon 2.0 TFSI, 2.8 Cupra 4 - Toledo III 1.8 TFSI SKODA: Octavia 2.0 FSI - Superb 1.8 T, 2.0 SMART: Fortwo Cabrio 0.8 Cdi (Coupé) TOYOTA: Auris 1.6 VVTi - Avensis 2.0, 2.4 - Aygo 1.4 HDi - Corolla 1.6 VVTi - Yaris D-4 VOLKSWAGEN: Bora 1.6 Autom. (Variant) - Eos 1.6, 2.0 FSI - Fox 1.4 TDI - Golf IV 1.6 (Variant) - Golf V 1.6 Plus (FSI) - Jetta III 2.0 TFSI - Lupo 1.4, 1.7 SDI - New Beetle Cabriolet 1.8 T, 2.0 - Passat (Variant) 1.6 (FSI), 2.0 TFSI - Polo 1.6, 1.8 GTI - Sharan 1.8 T - Tiguan 2.0 TFSI - Touran 1.6 (FSI), 2.0 FSI VOLVO: C30 1.8, 2.0 - S40 1.8 - S60 2.4 (Optima) - V40 1.8 (Optima) - V50 1.6, 1.8

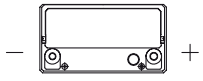
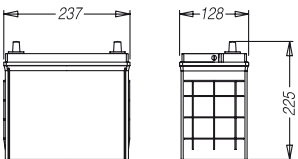

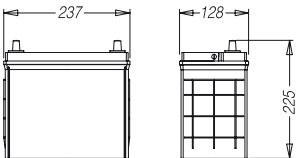

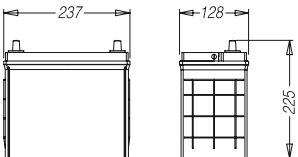
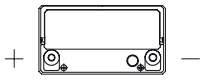
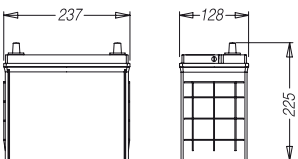
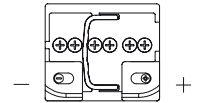
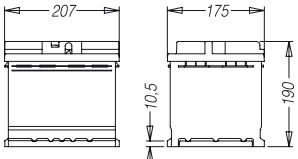
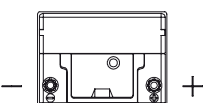
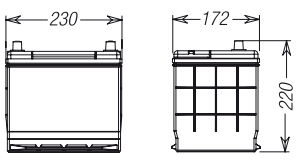
POWER PROFI

Sigla identificativa ETN	Ah	A EN	Tipo polo	Schema e Polarità	Dimensioni e Fissaggio alla base	Principali applicazioni
L3B 71 + *	71	680	1	 <p style="text-align: center;">0</p>	 <p style="text-align: center;">B13</p>	<p>FORD: C-Max 1.6 TDCi - Fiesta V 1.4, 1.6 TDCi - Focus C-Max 1.6, 1.8 - Focus II 1.6, 1.8 TDCi - Fusion 1.4, 1.6 TDCi - Mondeo III 1.8 SCi SW, 2.0 TDDi JEEP: Cherokee 2.5 TD - Grand Cherokee 2.5 TD NISSAN: Almera II 2.2 dCi OPEL: Agila 1.3, 1.7 CDTI - Astra G 2.0 16V, 2.2 DTI - Astra H 1.3, 1.7, 1.9 CDTI (16V), 2.0 Turbo - Corsa B 1.5 D (TD) - Corsa C 1.7 DI (DTI) - Frontera B 2.2 DTI - Sigum 2.0, 2.2 DTI - Vectra C 2.2 16V, 1.9, 2.2 CDTI - Zafira 2.0, 2.2 16V RENAULT: Clio II 3.0 V6 - Grand Scenic 2.0 - Laguna II 1.9, 2.2 DCI - Megane I 1.5 dCi, 1.9 DCI (DTI)(SW) - Scenic 1.5 DCi - Scenic Evol. 1.9 DCI (DTI), 2.0 SEAT: Cordoba 1.9 D (TD) - Ibiza II 1.9 D (TD) SKODA: Fabia 1.9 SDI (TD) SUZUKI: Ignis II 1.3 DDi - Splash 1.3 DDiS - Swift III 1.3 DDiS VOLKSWAGEN: Golf II 1.6 D (TD) - Jetta 1.6 D (TD)</p>
L3 80 +	80	680	1	 <p style="text-align: center;">0</p>	 <p style="text-align: center;">B13</p>	<p>ALFA ROMEO: 156 GTA Selespeed (SW) AUDI: A4 2.4, 3.2 FSI (Quattro) (Avant) - A4 Cabriolet 2.0 (TFSI) - A6 2.0 (TDI)(TFSI), 2.8 FSI (Quattro) - A6 Avant 2.0, 3.0 (Quattro) BMW (->'06): 130i - 318 Ci Cabriolet - 320i 550 Barchetta 5.5 - 599 GTB Fiorano 6.0 FIAT: Ulysse 2.0, 3.0 HYUNDAI: Trajet 2.0 CRDI JEEP: Cherokee 2.8 CRD - Commander 3.7 V6, 4.7 V8, 5.7 V8 - Grand Cherokee III 3.7 V6, 5.7 V8, 6.1 V8 LAND ROVER: Freelander-2 2.0 Td4, 3.2 MERCEDES: A 160 CDI, A 170 CDI, A 190, A 210 - B 150->200 - C 180, 200 Kompressor - C 230, 280 (4-matic) - CLK 200, 240 NISSAN: Navara 2.5 dCi (4WD) - Pathfinder 2.5 dCi 4WD OPEL: Signum 1.9 CDTI - Vectra C 1.9 CDTI PEUGEOT: 407 2.7 Hdi (SW), 3.0 V6 Coupé - 807 2.2 Hdi PORSCHE: 911 3.6 Carrera - 911 3.8 Carrera RENAULT: Espace IV 2.0 (Turbo) - Grand Scénic 1.9 dCi - Laguna III 2.0 dCi - Megane II 1.9, 2.0 dCi SAAB: 9-3 (Cabrio)(SW) 1.9 TiD, 2.0 T, 2.8 T - 9-5 3.0 V6 - 9-5 1.9 TiD (SW) SKODA: Octavia 1.9, 2.0 TDI VOLKSWAGEN: Eos 2.0 TDI - Golf V 2.0 TDI, 2.0 FSI - New Beetle 1.9 TDI - Passat (Variant) 2.0 TDI - Tiguan 2.0 TDI VOLVO: XC70 Cross Country 2.4, 2.5 - XC90 2.5</p>
L5 100 +	100	800	1	 <p style="text-align: center;">0</p>	 <p style="text-align: center;">B13</p>	<p>ALFA ROMEO: 166 3.2 V6 24V BMW (->'06): 520, 525, 530, 535 d (Touring) - 540, 545 i (Touring) - 650 i (Cabriolet) FERRARI: Scaglietti 5.7 JAGUAR: S-Type 2.5 V6, 4.2 V8 JEEP: Grand Cherokee III 3.0 CRD LAND ROVER: Defender 110 2.4 TD4 4WD - Discovery III 2.7 TD, 4.4 - Range Rover III 3.6 TD 8, 4.2 Sport MERCEDES: C 350 - C 63 AMG - CL 55 AMG, 600 - E (->'07) 200 Kompressor, 280, 350 - G 270, 320, 400 CDI - ML (->'05) 270, 400 CDI - ML (->'05) 320, 350, 500, 55 AMG - S (->'05) 320, 400 CDI - S 55 AMG, 320, 430, 500, 600 - SLK (->'04) 32 AMG, 320 PORSCHE: Cayenne 3.2, 3.6 - Cayenne Turbo S 4.5, 4.8 VOLKSWAGEN: Touareg 5.0 V10 TDI</p>
L6 110 +	110	950	1	 <p style="text-align: center;">0</p>	 <p style="text-align: center;">B13</p>	<p>AUDI: A5 2.7 TDI, 3.0 TDI, 3.2 FSI, S5 - A8 2.8 FSI, 3.0, 4.0, 4.2 TDI - A8 3.2 FSI, 3.7 quattro, 4.2 FSI quattro, S8 - Q7 3.0, 4.2 TDI quattro - Q7 3.6, 4.2 FSI quattro - R8 4.2 quattro CITROEN: Jumper 3.0 HDi FIAT: Ducato 30, 33, 35 3.0 MJT</p>

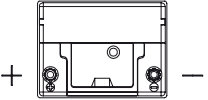
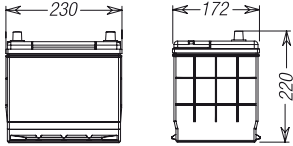
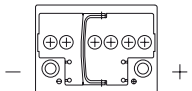
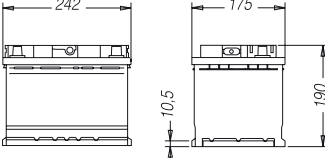
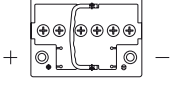
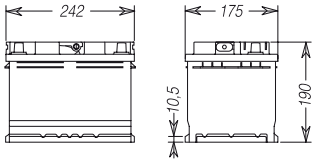
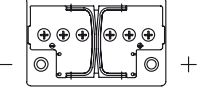
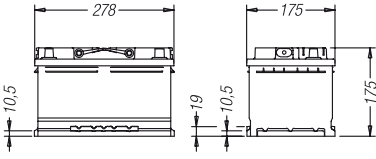
PROFI

Sigla identificativa ETN	Ah	A EN	Tipo polo	Schema e Polarità	Dimensioni e Fissaggio alla base	Principali applicazioni
B19J 35	35	300	3	 0	 B00	DAIHATSU: Charade 1.3, 1.5 Sedan, 1.6 GTI - Copen 0.7, 1.3 - Cuore 1.0 - Domino 850 - Feroza - Materia 1.3, 1.5 - Move 847 I - Sirion 1.0, 1.3 (DWT) - Terios 1.3 4WD CX, 1.5 16V 4WD (DWT) - Trevis 1.0 - YRV 1.0, 1.3 HONDA: Jazz 1.2, 1.4 HYUNDAI: Atos Prime 1.1 MITSUBISHI: Carisma 2.0 4WD SUZUKI: Ignis 1.3I - Liana 1.3, 1.6 (SW) (4WD) - Vitara 1.6 I JLXS - Wagon R
B19JX 35	35	300	3	 1	 B00	DAEWOO: Matiz 0.8, 1.0 SUZUKI: Alto 1.0 - Carry - Jimny 1.3 16V 4WD - Super Carry - Swift III 1.3 16V (4x4)
B19JAK 35	35	300	3	 0	 B01	HYUNDAI: Atos Prime 1.0, 1.1 (05-->) - i10 1.1 KIA: Picanto 1.0, 1.1
L1 44	44	330	1	 0	 B13	CITROEN: C3 1.1, 1.4, 1.6 16V FIAT: 500 1.3 MJT - DOBLÒ 1.3 MJT 16V - IDEA 1.3 MJT 16V - PALIO 1.2 - PANDA 1.1 (Van), 1.2 Van Benzina - STILO 1.2 16V HYUNDAI: GETZ 1.1 LANCIA: MUSA (Nuova Musa) 1.3 MJT (16V) - Y 1.2 I MITSUBISHI: COLT VI 1.1 12V, 1.3 16V OPEL: ASTRA 1.2 SEAT: ALTEA XL 1.6 - AROSA 1.0 I, 1.4 i 16V - CORDOBA 1.2 (12V), 1.4 16V - IBIZA IV 1.2 (12V), 1.4 16V SKODA: FABIA 1.2 (Combi)Praktik - OCTAVIA 1.4 - ROOMSTER 1.2 SMART: FORFOUR 1.1, 1.3, 1.5 (Brabus) - FORTWO 0.7 (Cabrio), 1.0 (Cabrio) (Coupè) - ROADSTER/COUPÉ 0.7 TOYOTA: YARIS 1.3 VVT-i VOLKSWAGEN: BORA 1.4 16V (SW) - CADDY III Furgonato 1.4, 1.6 - CADDY III SW 1.4, 1.6 - FOX 1.2, 1.4 - JETTA III 1.4 TSI - POLO 1.2 12V
L1X 44	44	330	1	 1	 B13	FIAT: Duna 70 - Panda 45 INNOCENTI: Elba 1.3, 1.4, 1.5, 1.6 LADA: Samara SEAT: Ibiza I - Malaga - Marbella 850, 903 - Terra
E2 45	45	330	1	 0	 B01	NISSAN: Vanette PIAGGIO: Porter 1.3 B (Fontana) - Porter 1.3 GPL/Benzina
E2X 45	45	330	1	 1	 B01	FIAT: 500 L, R INNOCENTI: Mille 1.0 IE, 1.4 IE - Mini 500, 990

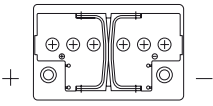
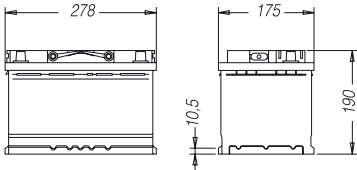
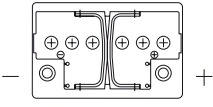
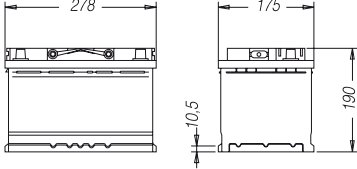
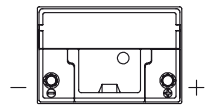
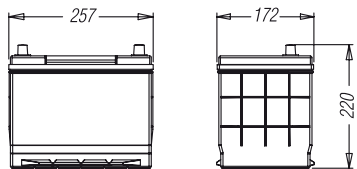
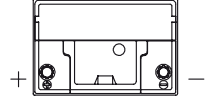
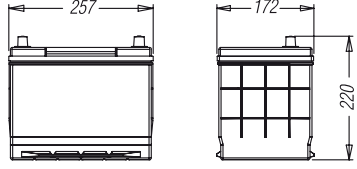
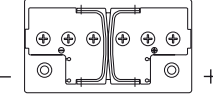
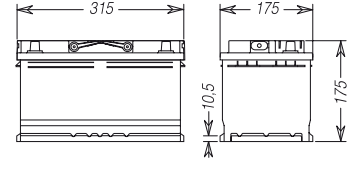
PROFI

Sigla identificativa ETN	Ah	A EN	Tipo polo	Schema e Polarità	Dimensioni e Fissaggio alla base	Principali applicazioni
B24 45	45	360	1	 1	 B00	HONDA: Accord (Tourer) 2.0, 2.4 - Civic VI 2.0 16V - CRV 2.0 (RV)(RVS)(i-VTEC) - FRV 2.0 - HRV 1.6l - Stream 2.0 KIA: Clarus - Sephia 1.6 MAZDA: 121 1.2, 1.3 - Demio 1.3, 1.5, MX-5 Miata NISSAN: Micra 1.4 TOYOTA: Corolla Escape 4WD, 1.3, 1.6, 1.6 GTI - MR 1.8, 2.0 - RAV4 1.8, 2.0l - Starlet 1.0, 1.3l
B24X 45	45	360	1	 1	 B00	HONDA: Civic 1.3, 1.4 (Hatchback), 1.6 5D, 1.8 Hatchback, 2.0l, Coupé 1.7l - FRV 1.7 - HRV 1.6l 2WD/4WD VTEC - Jazz 1.2 - Logo 1.3l - S2000 2.0 - Shuttle 2.2 - Stream 1.7 HYUNDAI: Accent 1.3, 1.5 - Coupé 1.6 - Excel - Lantra - Pony - Sonica MITSUBISHI: Lancer 1.6l SUZUKI: Vitara 2.0l V6 TOYOTA: RAV 4 2.0
B24J 45	45	360	3	 0	 B00	DAIHATSU: Applause 1.6, 1.6l - Cuore L201 - GTI Turbo - Terios - Valera 1.5 NISSAN: Micra 1.0l, 1.3l TOYOTA: Corolla 1.4 16V (SW) - Yaris 1.0l 16V/Accent 1.3, 1.5 - Coupé 1.6 - Excel - Lantra - Pony - Sonica MITSUBISHI: Lancer 1.6l SUZUKI: Vitara 2.0l V6 TOYOTA: RAV 4 2.0
B24JX 45	45	360	3	 1	 B00	HONDA: Civic 1.8 VTEC, 2.0l TD (Aerodeck) SUBARU: Justy 1.2, 1.3 SUZUKI: Baleno 1.6l - Grand Vitara 1.6l, 2.0l Wagon - Jimny 1.3l 4WD(Cabrio) - Samurai 1.3l - Vitara 1.6l Cabrio J LX DLS TOYOTA: Yaris 1.3l (Verso), 1.5l
L1 50	50	420	1	 0	 B13	ALFA ROMEO: 146 1.4, 1.7, 1.8 - 147 1.6 16V CITROEN: Berlingo 1.6, 1.8 (Multispace) - C1 1.4 HDI - C2 1.1, 1.4 (16V) - C3 1.4 HDI - C4 1.4, 1.6 16V DACIA: Logan (SW) 1.4, 1.6 FIAT: 500 1.4 16V - Bravo 1.4 T-Jet - Doblo 1.2 - Fiorino 1.3 MJT - Grande Punto (Van) 1.3 MJT - Idea 1.2, 1.3 JTD, 1.4 - Idea Van 1.3 MJT, 1.4 Benzina - MULTIPLA 1.6 - Panda 1.2 (4x4)(Van), 1.3 JTD (MJT)(4x4), 1.4 - Punto 1.3 JTD (MJT), 1.4, 1.8 - Stilo 1.4 HYUNDAI: Accent GLS 1.3, 1.5 - Elantra GLS 1.6 - Getz 1.3, 1.4, 1.6 - Matrix 1.6, 1.8 LANCIA: Y 1.3 JTD - Ypsilon 1.3 MJT NISSAN: Almera 1.5, 1.8 Qashqai 1.6 PEUGEOT: 1007 1.4, 1.6 - 206 1.4 (SW), 1.6 (SW) - 207 1.4 (SW), 1.6 (SW) - 306 1.6 SW - 307 1.4 (SW), 1.6 (SW) - 308 1.4, 1.6 - 407 1.7, 2.2 - Ranch 1.6 RENAULT: Clio III 1.2, 1.4, 1.6 16V - Megane 1.4, 1.6 16V - Modus 1.2, 1.4, 1.6 - Scenic Evol. 1.4 - Thalia 1.2 16V - Twingo 1.2 Turbo ROVER: 25 1.4, 1.6 - 45 1.4, 1.8 SKODA: Fabia 1.4 (Combi)(Praktik), 1.6 (Combi) TOYOTA: Yaris 1.8 VVTi VOLKSWAGEN: Golf V 1.4 16V (Plus)(Variant)(FSI) (TSI)
D23 60	60	540	1	 0	 B00	HONDA: NSX 3.0, Coupé, TF Matic - Prelude 2.0, 2.2 HYUNDAI: Trajet 2.0, 2.7 V6 - Tucson 2.0 16V, 2.7 4WD ISUZU: Van (83->) KIA: Sportage 2.0 16V (4WD), 2.7 V6 4WD LEXUS: IS 200 MAZDA: "2" 1.5 16V - "3" 2.2 TD - 323 1.7D, 1.8 TRSI - 626 1.8l, 2.0l - Impreza 2.0 D - MPV 2.3 - MX3 1.8l 16V - MX6 2.0l, 2.5l V6 - RX7 Biturbo NISSAN: 100 NX Coupé - 300 3.0 ZX, 3.0l V6 (Turbo) - Maxima QX 2.0 V6, 3.0l - Murano 3.5 4x4 - Primera SW - Sunny 1.4l - X Trail 2.0 SUBARU: Forester 2.0, 2.0 GPL, 2.0T - Impreza 2.0 D, 1.6, 2.0 STI Turbo, 2.0T (AWD) (SW) - Legacy 2.0, 2.5 AWD(TW) - Outback 2.5 SUZUKI: Grand Vitara 2.5l V6 (SW), 2.7 XL7 TATA: Indica 1.4D TOYOTA: Carina II - Celica 1.6 STI, 1.8l Coupé, 1.8VVT-I, 1.8VVTL-I T Sport, 2.0 GTI, 2.0l Coupé - Corolla 1.6l, 1.8l 4WD - Picnic 2.0l - Previa 2.4 16V - Supra 3.0 Turbo ABS

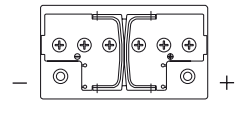
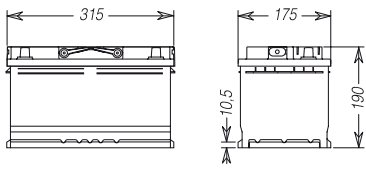
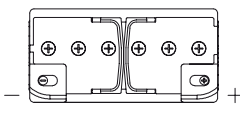
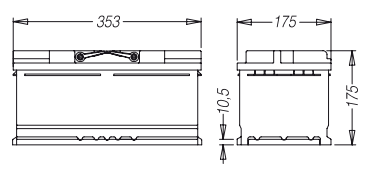
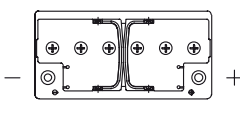
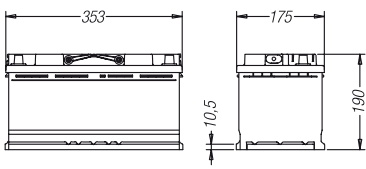
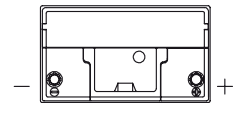
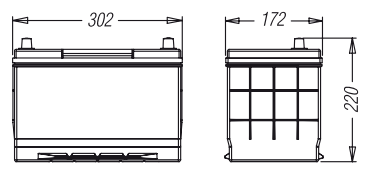
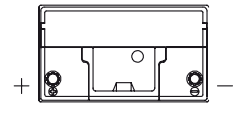
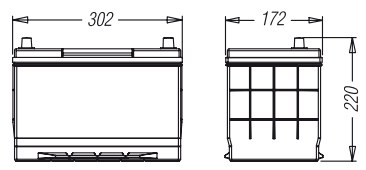
PROFI

Sigla identificativa ETN	Ah	A EN	Tipo polo	Schema e Polarità	Dimensioni e Fissaggio alla base	Principali applicazioni
D23X 60	60	540	1	 <p>0</p>	 <p>B00</p>	<p>DAEWOO: Evanda 2.0 16V - Lacetti 1.4, 1.6 HONDA: Accord 2.0, 2.2 HYUNDAI: Elantra 2.0l 16V - Tiburon 2.0l 16V ISUZU: KB 1.6, 2.0 KIA: Mentor 1.6l - Rocsta (93->) - Sportage 2.0 MITSUBISHI: 3000 GT - COLT 1.3l, 1.6 GLXi, 1.8l GT - Eclipse - Galant 1.8l GL, GLS - Lancer 2.0 GL, GLX - Sigma 3.0l - Space Wagon 2.0l GLX NISSAN: 200SX, Silvia - Terrano 3.0V6 SUBARU: SVX 3.3l SUZUKI: Vitara 1.9TD, 2.0TD TOYOTA: Yaris Verso 1.4 D-4D, 1.4 TDI D-4D</p>
L2 60	60	510	1	 <p>0</p>	 <p>B13</p>	<p>ALFA ROMEO: 147 1.9 (JTD)(MJT) - 147 2.0 - 156 1.6 (SW), 2.0l JTS (SW), 1.9 JTD - 159 1.8 (SW), 1.9 JTDm - 159 1.9, 2.2 JTS (SW) - Brera 2.2 - GT 1.8, 2.0 (JTS), 1.9 MJT - Spider 2.2 JTS AUDI: A3 1.8 TFSI - A3 Sportback 1.6 TFSI - A4 1.6, 1.8 TFSI, 2.0 TFSI - A4 1.8 T (Avant) (Quattro) - A4 Avant TFSI 1.6, 1.8, 2.0 - S3 1.8 T (Quattro) - TT 2.0 TFSI (Roadster) CITROEN: C2 1.4, 1.6 HDi (Pluriel) - C4 (Coupé) 1.6 HDi - C4 Picasso 1.6 i 16V (HDi) - C5 1.6 HDi, 1.8 (SW), 2.0 (SW) FIAT: Bravo 1.6 MJT, 1.9 MJT - Doblo 1.9 JTD (MJT) - Grande Punto 1.9 MJT - Idea Van 1.9 MJT - Multipla 1.9 MJT - Punto 1.9 JTD - Scudo 1.6 HDi - Sedici 1.6 4x4 - Stilo 1.6, 1.8 16V KIA: Carens 2.0 CVT - Cerato 1.6 MINI: Cooper (Cabrio) (S) - One (Cabrio) MITSUBISHI: Colt Vi 1.5 (DI-D)(CZT) NISSAN: Note 1.5 dCi - Qashqai 2.0 OPEL: Vectra B 2.2 16V PEUGEOT: 1007 1.4 HDi - 107 1.4 HDi - 206 1.4 (HDi), 2.0 CC - 207 1.4, 1.6 (HDi) - 307 (SW) 1.4, 1.6 HDi - 308 1.6 HDi - 406 2.0 HDi - 407 1.6 HDi - 607 2.2 (HDi) - 807 2.0 (HDi), 2.2 RENAULT: Clio 2.0 - Kangoo 1.5 DCI, 1.6 - Laguna 2.0 - Megane 2.0 SAAB: 9-3 1.8 Cabriolet (Sport Sedan) - 9-5 2.0 (SW) SEAT: Altea 1.6 FSI, 1.8 TFSI - Arosa 1.4 TDI - Cordoba 1.6 (Vario) - Ibiza 1.6 - Leon 1.6, 1.8 T - Toledo 1.6, 1.8 TFSI SKODA: Octavia 1.6 (FSI), 1.8 T (Wagon) - Roomster 1.4 (TDI), 1.6 SMART: Fortwo Cabrio 0.8 Cdi (Coupé) TOYOTA: Auris 1.4, 1.6 VTI - Avensis 1.6 VTI, 1.8 - Aygo 1.4 HDi - Corolla 1.4, 1.6 VTI (SW)(Verso), 1.8 VTLi - Yaris D-4 VOLKSWAGEN: Eos 1.6 - Fox 1.4 TDI - Golf IV 1.6 - Golf V 1.6 Plus (FSI) (Variant) - Jetta 1.6 FSI - Lupo 1.4 - New Beetle Cabriolet 1.4, 1.6, 1.8 T, 2.0 - Passat (Variant) 1.6 (FSI), 2.0 TFSI - Polo 1.4, 1.6 - Sharan 1.8 T - Tiguan 1.4 TSI, 2.0 TFSI - Touran 1.4 TSI, 1.6 (FSI), 2.0 FSI VOLVO: C30 1.6, 1.8, 2.0 - S60 2.4 (Optima) - S40 1.6, 1.8 - V40 1.6 (Optima), 1.8 (Optima) - V50 1.6, 1.8</p>
L2X 60	60	510	1	 <p>1</p>	 <p>B13</p>	<p>CHRYSLER: 300M 2.7, 3.5 (V6) DAEWOO: Lanos 1.3l, 1.5l, 1.6l - Leganza 2.0 - Nubira 1.6, 2.0 - Tacuma 1.6l FIAT: Fiorino D - Penny D JEEP: Cherokee 4.0 - Wrangler 2.5, 3.8, 4.0 KIA: Joice 2.0 LADA: Niva 1.6, 1.7l NISSAN: Terrano 2.4 - Terrano II 2.4l OPEL: Antara 2.4</p>
L3 70	70	600	1	 <p>0</p>	 <p>B13</p>	<p>ALFA ROMEO: 156 1.9 Q4, 2.5 V6 AUDI: A2 1.2 TDI CITROEN: Berlingo 2.0 HDi - Saxo 1.9 D - C25 D 2.0 FIAT: Croma 1.9 TD LANCIA: Thema 2.5 TD OPEL: Astra F 1.7 D, TD PEUGEOT: Expert 1.9 D - Ranch 1.9 D RENAULT: Kangoo 1.9 D, TD - R19 1.9 D, TD - Safrane 2.1 TD, 2.2 TD SEAT: Ibiza I 1.7 D - Inca 1.9 SDI SKODA: Fabia 1.9 SDI</p>

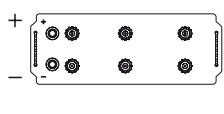
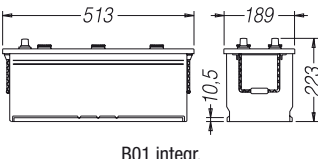
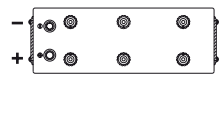
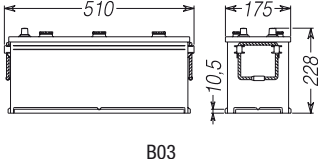
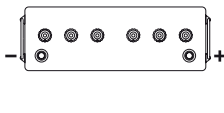
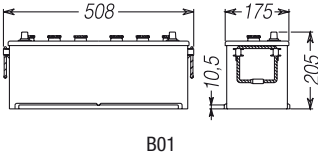
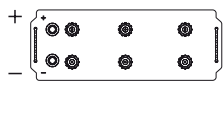
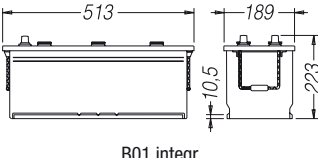
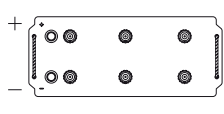
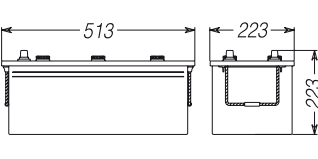
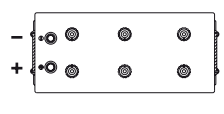
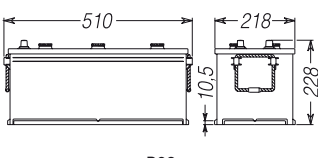
PROFI

Sigla identificativa ETN	Ah	A EN	Tipo polo	Schema e Polarità	Dimensioni e Fissaggio alla base	Principali applicazioni
L3X 70	70	600	1	 <p style="text-align: center;">1</p>	 <p style="text-align: center;">B13</p>	BENTLEY: Continental - Turbo R CHRYSLER: 300M V6 - Le Baron - Neon 2.0i (AUT.) - New Yorker 3.5V6 - Saratoga 2.5T, 3.0V6 - Stratus - Viper 8.0i V10 - Vision 3.5V6 - Voyager III 2.4 LS, 3.3 LX, 3.8V6 FIAT: Duna 1.7D HONDA: Accord 2.0TD OPEL: Antara 3.2 V6
L3 74	74	640	1	 <p style="text-align: center;">0</p>	 <p style="text-align: center;">B13</p>	AUDI: A2 1.4, 1.6 FSI - A3 Sportback 1.9, 2.0 TDI, S3 quattro - A3 Sportback 2.0 FSI (TFSI)(Quattro) - A4 1.9 TDI, 2.0 TDI (Quattro) (Avant) - TT 3.2V6 quattro (Roadster) BMW (---'06): 118 i, 120 i, 130 i - 318 Ci Cabriolet - 318 i, 320 i CITROEN: C5 (Break) 2.0, 2.2 Hdi - C-Crosser 2.2 HDi - C8 2.2 HDi DACIA: Logan 1.5 dCi (SW) HONDA: Accord 2.2 i CTDi - Civic VI 1.7 CTDi - Civic VII Hatchback 2.2 CTDi - CRV II 2.2 CTDi - FRV 2.2 i CTDi MERCEDES: A 160, 170, 180, 200 CDI - B 150, 170 - B 180, 200 CDI NISSAN: Qashqai 1.5, 2.0 dCi, 2.0 dCi 4x4 PEUGEOT: 407 2.2 Hdi (SW), 3.0 V6 Coupé - 807 2.2 Hdi RENAULT: Clio 1.5 dCi - Espace IV 2.0 (Turbo) - Grand Scénic 1.5, 1.9 dCi - Laguna III 1.5, 2.0 dCi - Megane II 1.5, 1.9, 2.0 dCi - Modus 1.5 dCi - Thalia 1.5 dCi SEAT: Altea XL 1.9, 2.0 TDI - Cordoba 1.4, 1.9 TDI - Ibiza IV 1.9 TDI Cupra R - Leon 2.0 TDI - Toledo III 1.9, 2.0 TDI SKODA: Fabia 1.4, 1.9 TDI - Octavia 1.9, 2.0 TDI - Roomster 1.9 TDI - Superb 2.8 V6 SMART: Forfour 1.5 CDI SUZUKI: SX4 1.5, 1.6 VVT (DDiS), 1.9 DDiS TOYOTA: Auris 1.4 D-4D - Corolla 1.4 D, 2.0 D-4D (Verso) VOLKSWAGEN: Eos 2.0 TDI, 2.0 TFSI, 3.2 V6 - Golf V 1.9 TDI (Plus)(Variant) - Golf V 2.0 TDI, 2.0 FSI - New Beetle 1.9 TDI, 2.3 V5, RSI 3.2 - Passat (Variant) 1.9, 2.0 TDI - POLO 1.4, 1.9 TDI - Sharan 2.8 V6 - Tiguan 2.0 TDI VOLVO: C30 1.6 D, 2.0 D, 2.4 i, T5 - C70 Cabriolet 2.4, 2.5, T5 - S40 II 2.0, 2.4 - S60 2.4 T5, 2.5 - S80 II 2.5, 3.0 T6 AWD - V50 2.0, 2.4, T5
D26 75	75	640	1	 <p style="text-align: center;">0</p>	 <p style="text-align: center;">B01</p>	HYUNDAI: Accent 1.5 CRDi GLS - Coupe 1.6, 2.0 16V, 2.7 24V - Getz 1.5 CRDi (GLS) - Grandeur 2.2 CRDi, 3.3 - i30 1.6, 2.0 CRDi - Matrix 1.5 CRDi - Santa Fe 2.7 (V6 GLS 4x4) - Sonata 2.0 VVTi GLS, 2.4, 3.3 KIA: Cee'd 1.6, 2.0 CRDi - Cerato 1.5, 1.6, 2.0 CRDi LEXUS: RX 300 - SC430 MAZDA: RX 8 Wankel 2.6 MITSUBISHI: Pajero 3.2 Di-D 4WD, 3.8 V6 NISSAN: X-Trail 2.0 dCi SUZUKI: Grand Vitara 1.9 DDiS - Jimny 1.5 DDiS 4WD TOYOTA: Camry 1.8, 2.4, 3.0 V6
D26X 75	75	640	1	 <p style="text-align: center;">1</p>	 <p style="text-align: center;">B01</p>	HYUNDAI: Elantra II 2.0 CRDi KIA: Sorento 2.4 LEXUS: GS 300, 400, 430 MITSUBISHI: Lancer 2.0 D - Pajero V6 - Space Gear 2.5 TDI - Space Runner 1.8 i 4WD, 2.0, 2.4 TOYOTA: Hiace IV 2.4, 2.4 4WD, 2.7, 2.7 4WD - 4 Runner 3.0 V6
L4B 82	82	760	1	 <p style="text-align: center;">0</p>	 <p style="text-align: center;">B13</p>	BMW: 328i Cabrio - 528i 24V OPEL: Meriva 2.5 DTI - Vectra 2.0DTI, 2.2DTI (SW), GTS 3.0 - Zafira 2.2DTI

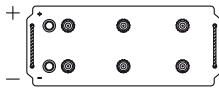
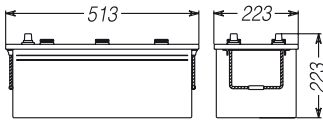
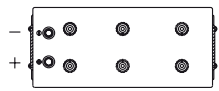
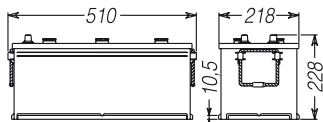
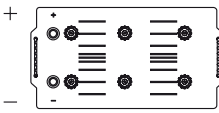
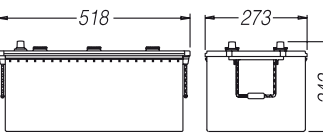
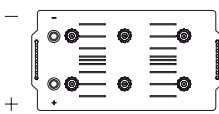
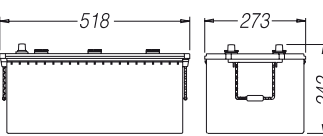
PROFI

Sigla identificativa ETN	Ah	A EN	Tipo polo	Schema e Polarità	Dimensioni e Fissaggio alla base	Principali applicazioni
L4 82	82	760	1	 <p style="text-align: center;">0</p>	 <p style="text-align: center;">B13</p>	<p>ALFA ROMEO: 159 3.2 JTS V6 AUDI: A2 1.4 16V, 1.4TDI - A4 1.9 TDI, 2.0, 2.4 V6 BMW: (-> '06) 318 TD - 320D - 325i - 330i, Ci, Xi - 520i, D - 525i, D ('07-> solo per allestimenti base): 118d - 120d - 123d - 318d - 320i, d - 330i, xi, d, xd - 520i, d - 530i, xi, d, xd - 630i - X3 2.0i, 3.0si - X3 2.0d JAGUAR: X-Type 2.5, 3.0, 2.0 D, 2.2 D LAND ROVER: Freelander-2 2.2 TD4 OPEL: Antara 2.0 CDTI RENAULT: Espace IV 1.9, 2.0, 2.2, 3.0 dCI SKODA: Superb 1.9, 2.0, 2.5 TDi TOYOTA: Auris 2.0, 2.2 D-4D - Avensis 2.0, 2.2 D-4D - Corolla Verso 2.2 D-4D VOLKSWAGEN: Passat 1.9, 2.0, 2.5 TDi - Sharan 1.9, 2.0 TDI - Touran 1.9, 2.0 TDI VOLVO: C30 D5 - C70 cabriolet D5 - S40 II 1.6 D, 2.0 D - V50 1.6 D, 2.0 D - V70 2.4 D, 2.5, 3.0 - XC70 Cross Country 3.2, 2.4 D5 AWD</p>
L5B 85	85	760	1	 <p style="text-align: center;">0</p>	 <p style="text-align: center;">B13</p>	<p>BMW: 330 CD Coupé - 525 TDS - 530i, (530 V8 (Touring) (-> '00)) - 540 V8 (Touring) - 725, 725 TDS - 728i - (730 I - 730 D - 730 LI (-> '01)) - 740 D OPEL: Omega 2.5 TD - Sigma 3.0 V6 CDTI</p>
L5 92	92	760	1	 <p style="text-align: center;">0</p>	 <p style="text-align: center;">B13</p>	<p>ALFA ROMEO: 164 D, TD AUDI: A4 3.0 V6 BMW: 325TD, TDS CITROEN: C25 D, TD 2.5 - C32 D - C35 D, TD MERCEDES: E 280, 320 (4-MATIC) - 420, 430 (4-MATIC) - E 50 AMG, E 55 AMG (4-MATIC) - 250 D (TD), 270 CDI, 290 TD, 300 D (TD), 320TDI - G 290 GD TD - G 300 TD - S 300 TD, 350 TD - 209 - 309 - SPRINTER 2-t Panel van 214, 214 NGT - 314 4x4, 314 NGT - SPRINTER 4-t Panel van 414, 414 4x4 - 208 D - 210 D - 407 D - 409 D - 507 D - SPRINTER 211 CDI, 213 CDI, 216 CDI - 210 D - 212 D - SPRINTER 308 CDI, 311 CDI, 316 CDI - SPRINTER 408 CDI 35 - 416 CDI 35, 416 CDI 46 (4x2) RENAULT: Safrane 2.5 TD VOLKSWAGEN: Sharan 1.9 TD (TDI)</p>
D31 95	95	760	1	 <p style="text-align: center;">0</p>	 <p style="text-align: center;">B01</p>	<p>HYUNDAI: Santa Fé 2.2 CRDi (4x4) - Sonata V 2.0 CRDi - Terracan 2.9 CRDi - Tucson 2.0 CRDi 4WD ISUZU: D-MAX KIA: Carens III 2.0 CRDi - Carnival III 2.9 CRDi - Magentis 2.0 CRDi - Sportage 2.0 CRDi MAZDA: "5" 2.0 CD, 1.8, 2.0 - "6" 2.0 DI, 1.8, 2.0, 2.5 (SW) MITSUBISHI: Grandis 2.0 DI-D - L 200 DI-D - Outlander 2.0, 2.2 DI-D, 2.4 Mivec - Pajero III 2.5 TDI, 3.2 DI-D NISSAN: Patrol 2.8, 3.0 DDTi PEUGEOT: 4007 2.2 HdI SUZUKI: Grand Vitara 1.9 DDiS TOYOTA: Land Cruiser 3.0 D-4D - Rav 4 III 2.2 D-4D</p>
D31X 95	95	760	1	 <p style="text-align: center;">1</p>	 <p style="text-align: center;">B01</p>	<p>FORD: Ranger 2.5 TD (4x4) ISUZU: Trooper KIA: Sorento 2.5 D (->'05) MITSUBISHI: Pajero 3.5 V6 GDI SSANGYONG: Actyon 2.0 Ddi 4x4, 2.3 4x4 - Kyrion 2.0 Xdi (4x4), 2.7 Xdi - Rexton RX 2.3 4x4, 2.8 4x4, 3.2 - Rexton 2.7 Xdi, 2.9 TD - Rodius 2.7 Xdi (4x4)</p>

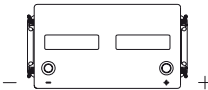
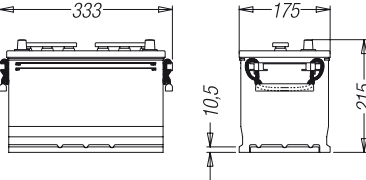
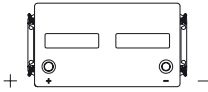
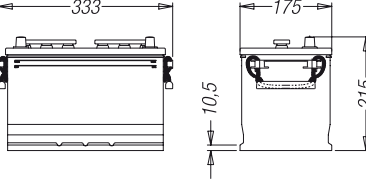
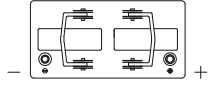
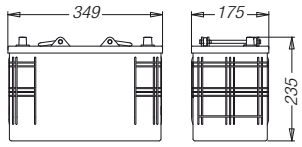
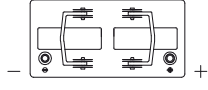
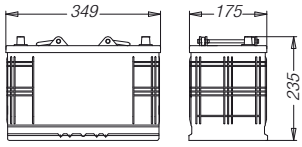
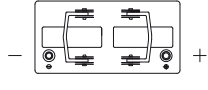
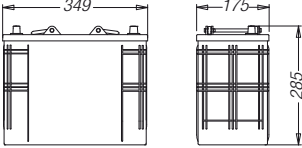
LKW PROFI HEAVY DUTY

Sigla identificativa ETN	Ah	A EN	Tipo polo	Schema e Polarità	Dimensioni e Fissaggio alla base	Principali applicazioni
A 120	120	850	1	 3	 B01 integr.	CLAAS: Classic - Commandor - Cosmos - Dominator - Jaguar - Maxi - Mercur - Senator DEUTZ-FAHR: Agroprima - Agrostar - D 25, 30, 270 - D 5006, 7006, 8006 - DX 3.70, 6.05, 6.30 - Intrac 2003, 2004 IVECO: 440 E357/P, E38/TP - Eurocargo (->'06) 80 E15 ->170 E23 MAN: M90 14.232->19.322 MERCEDES BENZ: Atego STEYR: 8060 - 8070 - 8080 - 8090 - 8110
MC12 120	120	850	1	 4	 B03	CARRARO A.: Tigrone Atlas 746 RS, 750, 750 RS, 765, 766 CIMAS: D.76 I - D.85 I - D.86 I - D.96 I - SF55 DEUTZ-FAHR: Agroplus 75, 85, 95 HURLIMANN: H356, 466, 496, 7600 - Prestige H/478 BDT - XT 85, 95 - XT 908 DT, 909 DT, 910.4 DT KOMAT'SU: PC 75, 95 - PW 75, 95 - SK09J/2 - WB70 A/1 LAMBORGHINI: Premium 850->1060 - R 6.100, 850, 904 DT, 904 DTS, 950, 955 DT, 956 - Triumph 80->100 LANDINI: DT9500 - Land Power 125->185 - Legend 120->160 - R7000 DT, 8000, 8500, 9500 SAME: Jaguar 95 Dt - Kripton 80->100 - Laser 85, 90, 100 - Leopard 85 - Minitaurus 60 - Panther 90, 95 DT - Silver 80->100 DT - Trident 130
MT 132	132	950	1	 0	 B01	AGRIFULL TOSELLI: 70 - 80 - 90 S - 100 - 110 S - 140 CARRARO SPA: 820.5 - 920.5 Turbo CASE IH: JX 70->95 - JXU 85->105 - MAXXUM 100X->140X LANDINI: Legend 105, 115, 130, 145, 165, 180 - Mythos DT 110 LAVERDA: M112, 120, 132, 152MP MC CORMICK: MTX - T 70->100 NEW HOLLAND: 110/90 - serie 66 S - TL70->100 - TLA 70->100 - T 5030->5050 - T 6010->6080 VALPADANA: 2555, 2565, 2575, 2580, 5570, 5580, 5590, 5595
A 140	140	950	1	 3	 B01 integr.	DAF: CF 75.290->75.360 MAN: M2000 15.185 -> 25.285 - TGM 12.284, 13.280, 15.284, 18.284, 18.334, 26.330 RENAULT TRUCKS: M 140 -> 250.16 - MDLUM 135.07->280.18 - PREMIUM D (->12/'06) - S 100.06 -> 180.75 SCANIA: P 82 - P 92 - P 94 - P 230 DB - P 270 DB - P 310 DB VOLVO: FE 240 - FL 240
B 160	160	1050	1	 3	 B00	ASTRA: HD7/C IVECO: 190.33 Turbostar - 190 E27-> E42/P - 190 E43P->E52/P - 220.36 ('87->) - 240 E38->E52 - 260 E27->E43 - 330.26->330.35 ('87->) - 400 E39T/P, E43T/P - Eurocargo ('07->) 120, 130, 140, 150, 160 - Eurocargo 170 E27->320 E28 JOHN DEERE: 6510, 6610, 6910, 6920 MAN: F90 - F2000 19.293->35.464 - M90 22.361->32.342 MERCEDES BENZ: Actros - Atego 1828 L - 1850 - 2044 - 2050 - 3544 RENAULT TRUCKS: R 310->420 STEYR: 9115 base - 9125, 9145 confort VOLVO: FL 7 - FL 10 - FL 12 - FM 7 - FM 9 VALTRA: 6000 - 8000 - M serie - T serie ZETOR: 6441 - 7441 - 8441
MC15 160	160	1050	1	 4	 B03	ASTRA: HD7 64.34->64.45 CARRARO SPA: 68.2 - 78.2 - 88.2 - 98.2 DEUTZ-FAHR: Agroplus 100 - Agrotron K90->K120 FAI: Pala artic. 575, 585, 590, 595 - Terne FIAT AGRI: 550 - 600 - 650 - 800 - 850 - 1000 - 1300 FIAT ALLIS: FL10 B, 14 B - FR15 HURLIMANN: H6115, 7630, 8610 - SX1200->2000 - XM 100->130 - XT 105, 115, 130 - XT 910.6->913 IVECO: (180.26 - 190.25, 30, 35 ->'86) - 220.35, 38 - (330.25, 26, 32, 35, 36 ->'86) KOMAT'SU: PC110R/1 - PW110R/1 LAMBORGHINI: Champion - Premium 1100, 1300 - R 1056 DT - R 1156 DT->R 1356 DT - R 4.120, 6.110 - R 4.105 -> R 7.200 LAVERDA: 3350 AL - 3450 - 3600 - 3700 - 3790 - 3890 - 3900 SAME: Antares - Bufalo - Drago - Iron - Laser - Silver 105->130 - Tiger

LKW PROFI HEAVY DUTY

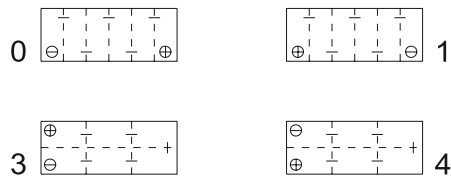
Sigla identificativa ETN	Ah	A EN	Tipo polo	Schema e Polarità	Dimensioni e Fissaggio alla base	Principali applicazioni
B 180	180	1100	1	 <p style="text-align: center;">3</p>	 <p style="text-align: center;">B00</p>	<p>CASE IH: CVX - MXM - Puma 165->210 CLAAS: Ares - Atlas - Arion 510->540, 610->640 - Axion 810->850 DAF: CF 85 DEUTZ FAR: Agrottron 200, 215, 265 - TTV 1130->1160 - X 710, 720 FENDT: Vario 712->718, 818, 820, 922->936 IVECO: 190 E42, E52 - 190.42 Turbostar - 190.48 ('87->) - 260 E42 - 440 E42->E52 - Eurotech 190 E40->440E43 - Eurotrakker - Eurostar 240E27->440E52 - Stralis JOHN DEERE: 6530->6930 - Premium 7430, 7530 LAMBORGHINI: R6 VRT 150.7, 160.7 - R7.200 - R8.230 - R8.270 MAN: F2000 41.364->41.463 - TG/A - TGS - TGX MERCEDES BENZ: Axor NEW HOLLAND: T 7030->7060 RENAULT TRUCKS: AE 380->520 - AE Magnum 390->560 - Magnum E-tech - Magnum 400.18 ->480.19 - Premium D ('06->) - Premium R - Kerax SAME: Iron 130->185 - Iron Continuo 150.7, 165.7 SCANIA: P114, 124 - R114, 124,144, 164 - T114, 124, 164 STEYR: CVT 120, 130, 150, 170 VOLVO: FE 280_18->320_26 - FH 12 - F 16 - FL 280_11.5->280_18 ('06->) - FM 9.340 - FM 9.380 - FM 10 - FM 12 - FM260->FM480 ('06->) - NH 12</p>
MC15 185	185	1200	1	 <p style="text-align: center;">4</p>	 <p style="text-align: center;">B03</p>	<p>ASTRA: HD7 66.45, 84.38, 84.45, 86.45 CASE IH: CVX 140->195 FIAT AGRI: 160.90 DT - 180.90 - 1580 DT - 1880 FIAT ALLIS: FD20 - FE20 - FL20 HURLIMANN: H6170T - H6670, 6680, 6690 - H7650 LAMBORGHINI: 1506T - Racing 150, 165, 190 LAVERDA: 3400 - 3550 MENARINI: 110 L - 370.12.35 NEW HOLLAND: 7250->7550 SAME: Galaxi 170 - Hercules 160 Dt - Laser 150 - Supertitan - Titan</p>
CX 200	200	1150	1	 <p style="text-align: center;">3</p>	 <p style="text-align: center;">B00</p>	<p>DAF: XF 95 - XF 105 DEUTZ-FAHR: D 40S, 400, 540 FIAT ALLIS: BD20 - T 360, 460 - TL 30, 40, 160, 260, 545, 546, 562, 645 - TS 160, 260 HANOMAG: 14D - 18C - K 12C, 15, 16 INBUS: S150 - U150 - U210FT - Y210 IVECO: Stralis Euro5 MENARINI: 418 AC - 419 AL MERCEDES BENZ (Bus): 0305 - 0307 - 0404 - 0405 - 0409 - Integro NEOPLAN SCANIA: Bus SETRA: Bus</p>
C200	200	1150	1	 <p style="text-align: center;">4</p>	 <p style="text-align: center;">B00</p>	<p>ALLIS CHARMERS: 745 H - HD 16 DP ATLAS COPCO: PNS 1200 CATERPILLAR: 375, 71015</p>

LKW PROFI STARTER

Sigla identificativa ETN	Ah	A EN	Tipo polo	Schema e Polarità	Dimensioni e Fissaggio alla base	Principali applicazioni
G28 100	100	720	1	 <p>0</p>	 <p>B00</p>	<p>CARRARO A.: Ergit - Supercar - Tigre - Tigrecar - Tigrone CARRARO SPA: Agri Plus - 48.2 - 58.2 - 502 - 505 - 520.5 - 604 - 605 C - 655 CL - 720.5 CASE IH: JXC 1070->1095 - JX Quantum 85 C, 95 C CLAAS: Nectis 227->267 DEUTZ-FAHR: Agrolux 57, 60, 67, 70 - Agroplus 60 FERRARI: System 55->80 - Thor GOLDONI: Trattori serie 3000, Compact, Star 65, 75, 85 - Universal - 4000 Quadrifoglio HYUNDAI: Santa Fe 2.2 CRDi (4x4) - Sonata V 2.0 CRDi - H1 Autobus 2.5 CRDi ('06->) HURLIMANN: H358, 362, 372, 468/4, 476, 478, 488, 5650, 5660 - XA 56->86 - XE (F) Tradition 55, 70 - XA 656 DT, XFH JOHN DEERE: 4055 - 4255 - 4555 - 4755 - 4955 - 5210->5410 - 5215->5515 KUBOTA: M 6800, 8200, 9000 LAMBORGHINI: C 353->874/90 - Crono - Crono Target - Cross - Grimper - Plus - R483->804 - Sprint LANDINI: Alpine - Atlantis - Atlas - Discovery - Ghibli - Globus - Mythos - Powerfarm - Rex - Trekker - Vision LEXUS: LS 400 I V8 MAZDA: 626 2.5 I V6, 2.0 D - 6 Atenza 2.0 CDVI - MPV 2.0 CDVI MC CORMICK: C 50->80 - CX 70->100 - CX 75, 85, 95, 105 - CMAX 60->105 - F60_4->100_4 - MC 80->100 MITSUBISHI: Pajero 2.5 TDI, 3.2 TDI - Outlander 2.4 Mivec - Grandis 2.0 DI-D NEW HOLLAND: T 4020->4050 - TF 4030->4050 - TNFA 75->95 - TNVA 60->95 NISSAN: Patrol GR III 2.8, 3.0 DDTI - Sunny III 2.0 SLXD ASQUALI: Cronos - Ergo - Mars SAME: Argon (Classic) - Aster - Aurora - Centurium - Explorer 70c->90c - Frutteto - Rock - Solar TOYOTA: Previa 2.0 D-4D VALPADANA: 4570, 4580, 4590 - Climber - Frutteto - Multitrac</p>
G28X 100	100	720	1	 <p>1</p>	 <p>B01</p>	<p>GOLDONI: Serie Euro (93->) - Serie Transcar (->97) HYUNDAI: H 200 D KIA: Carnival 2.9 TD - Pregio - Sorento 2.5 D - Sportage 2.0 TDI KUBOTA: M 4000, 4050, 4500 MITSUBISHI: Pajero III 3.5i GDI V6 24V 2.5 TDI - L200 2.5 D - Lancer 2.0 D - Space Gear 2.5 TDI NISSAN: Terrano II 2.7 TDI (4x4) - Trade TOYOTA: Land Cruiser 3.0 TDI D</p>
CB 110	110	850	1	 <p>0</p>	 <p>B00</p>	<p>CASE IH: JX75->95 - JXU70->100 - MXU100->125 CLAAS: Ares 546->566, 547->657 - Celtis 426->456 IVECO: Daily2000 (->'06) - Eurocargo Tector 65E13->120E18 MASSEY FERGUSON: MF 135, 185, 265, 410, 510, 620, 1020, 1505, 2205, 2720, 4200, 4435->4455 - 8250 MC CORMICK: XTX 150->185 NEW HOLLAND: TDD75->95 - TSA 110->135 NISSAN: Cabstar ('07->) 28.11, 32.11, 35.11, 35.13, 35.15, 45.13, 45.15 RENAULT TRUCKS: Mascot ('07->) 120.50->120.65, 160.55->160.65 - Maxity 150.35, 150.45 VOLVO: FL 6</p>
CB 110 B01	110	850	1	 <p>0</p>	 <p>B01</p>	<p>IVECO: Daily ('07->) 35C, 35S, 60C, 65C - Eurocargo ('07->) 65 E16, 75 E16 (E18), 80 E22, 90 E22, 100 E18</p>
CH 125 625 103 076	125	760	1	 <p>0</p>	 <p>B00</p>	<p>ALLIS CHARMERS: TL 12, 16, 645 ATLAS COPCO: XA 60, 80 - XAS 60, 80 BEDFORD: TL 1000, 1500, 1600 - TM 3650, 3800, 4400 DAF: CF 65 - LF 45 - LF 55 FORD: Cargo-serie (->80) - Transcontinental serie LEYLAND: Chieftain - Cruiser - Marathon - Mastif - Supermastif MASSEY FERGUSON: MF 174C, 274C, 393, 665, 845, 1100, 1550, 2135C</p>

POLARITÀ

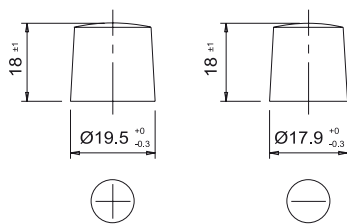
12 Volt



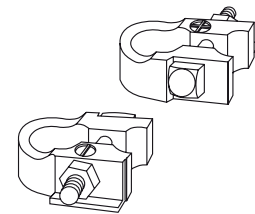
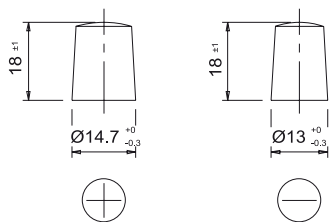
TIPO POLO

MORSETTI FORD

TERMINALE 1

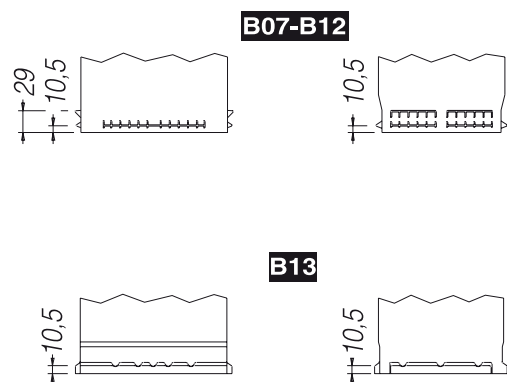
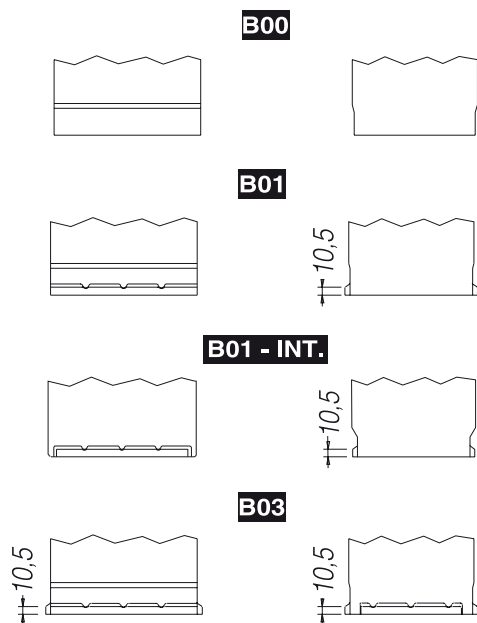


TERMINALE 3

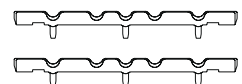


Per le autovetture Ford, usare gli adattatori dei poli se necessario.
Codice articolo: **395001**

FISSAGGI ALLA BASE



Adattatore fissaggio VW.
Codice articolo **7200268**



CLAUSOLA DI NON RESPONSABILITÀ

Le tipologie di prodotto consigliate per i veicoli, pur essendo il risultato di esperienze consolidate, costituiscono solo un nostro suggerimento tecnico. BÄREN non si assume alcuna responsabilità in merito ad eventuali applicazioni non corrette e/o aggiornate.





Italian Passion
Global Energy

Sede Centrale
FIAMM SpA
Viale Europa, 63
Montecchio Maggiore
36075 (VI) - Italy
Tel +39 0444 709311
Fax +39 0444 699237

www.baeren.at

www.fiamm.com

info.starter@fiamm.com



ISO 9001:2000



ISO/TS 16949:2002

1907/2006/EC REACH COMPLIANT