

catalogo batterie

2 0 1 2

AUTO CAMION TRATTORE

URANIO

batterie



IRIDIUM TOP

- Maggiore potenza d'avviamento
- Alta funzionalità del coperchio con degassing centralizzato
- Check control
- Manutenzione azzerata grazie all'impiego della tecnologia Piombo/Calcio
- Bassa autoscarica
- Resistenza alla corrosione



IRIDIUM

- Alta funzionalità del coperchio con degassing centralizzato
- Manutenzione azzerata grazie all'impiego della tecnologia Piombo/Calcio
- Bassa autoscarica
- Resistenza alla corrosione



SERIE SENZA MANUTENZIONE

- Gamma dedicata a circolante asiatico e vetture europee di nicchia
- Avviamenti sicuri in ogni condizione

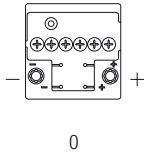
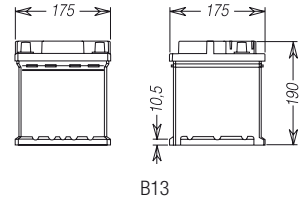
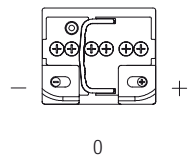
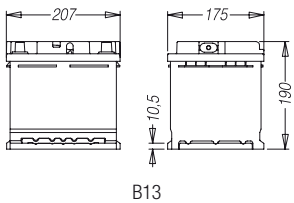
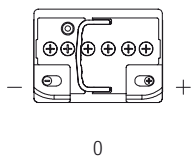
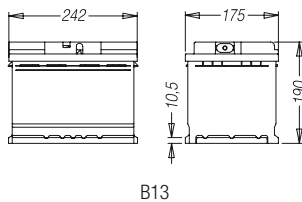


SERIE HEAVY DUTY

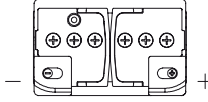
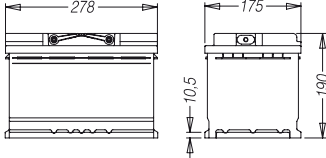
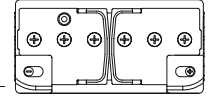
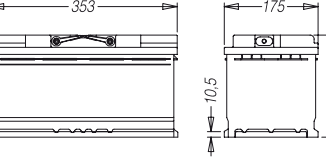
- Ottimo equilibrio tra corrente di spunto e resistenza ai cicli di carica e scarica, per impieghi gravosi
- Alta resistenza alle vibrazioni Ridotta autoscarica
- Consumo d'acqua molto basso



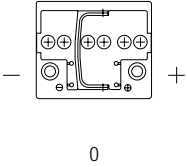
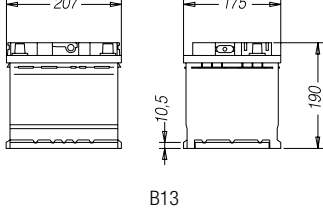
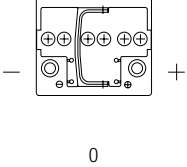
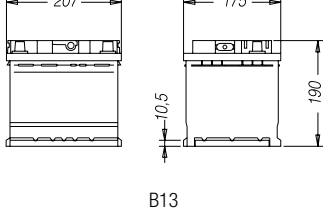
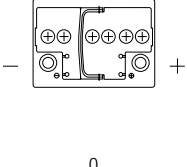
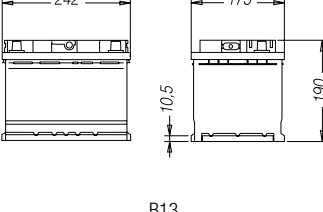
12 VOLT - IRIIDIUM TOP

Tipo Tipo precedente	Ah	A EN	Tipo polo	Schema e Polarità	Dimensioni e Fissaggio alla base	Principali applicazioni
T390	44	390	1			CITROEN: C1 1.0 FIAT: 500 1.2 - Doblò 1.2 (Cargo) - Grande Punto 1.2, 1.4, 1.4 Van(B) - Punto 1.1 Van, 1.2 (Van) - Seicento 1.1 LANCIA: Musa 1.4 Oro, Platino - Nuova Musa 1.4, 1.4 16V - Ypsilon 1.2, 1.4 (16V) PEUGEOT: 107 1.0 TOYOTA: Aygo 1.0 - Yaris 1.0 VVT-i
T510 S510	55	510	1			ALFA ROMEO: 147 1.6 16V - 156 1.6 I, 1.8 I 16V (SW) CITROEN: C1 1.4 HDi - C2 1.4 (16V) - C3 1.4 HDi - C3 Pluriel 1.4 I - C4 1.4, 1.6 16V - C4 Coupé 1.4, 1.6 DACIA: Logan (SW) 1.4, 1.6 FIAT: Bravo 1.4 T-Jet - Doblò 1.2, 1.6 - Idea 1.2, 1.3 JTD, 1.4 - Idea Van 1.3 MJT, 1.4 Benzina - MULTIPLA 1.6 - Panda 1.2 (4x4)(Van), 1.3 JTD (MJT)(4x4), 1.4 - Punto 1.3 JTD (MJT), 1.4, 1.8 - Stilo 1.4 HYUNDAI: Accent GLS 1.3, 1.5 - Elantra GLS 1.6 - Getz 1.3, 1.4, 1.6 - Matrix 1.6, 1.8 LANCIA: Y 1.3 JTD - Ypsilon 1.3 MJT MERCEDES: A 140 NISSAN: Qashqai 1.6 PEUGEOT: 1007 1.4, 1.6 - 206 1.4 (SW), 1.6 (CC) (Cabrio) (SW) - 207 1.4 (SW), 1.6 (CC)(SW) - 306 1.6 SW - 307 1.4 (SW), 1.6 (CC)(SW) - 308 1.4, 1.6 - 407 1.7, 2.2 - Ranch 1.6 RENAULT: Clio III 1.2, 1.4, 1.6 16V - Megane II 1.4 (SW), 1.6, 2.0 16V - Modus 1.4, 1.6 - Scenic Evol. 1.4 - Twingo 1.2 Turbo SKODA: Fabia 1.4 (Praktik), 1.6 TOYOTA: Yaris 1.8 VVTi VOLKSWAGEN: Golf V 1.4 16V (Plus) (Variant)(FSI)(TSI)
T600 S600	65	600	1			ALFA ROMEO: 156 2.0I JTS (SW), 1.9 JTD - 159 1.9 JTDm - 159 1.9, 2.2 JTS (SW) - Brera 2.2, 3.2 JTS V - GT 1.8 16V, 2.0 (JTS), 3.2 V6 - GT 1.9 M-JET - Spider 2.2, 3.2 JTS AUDI: A3 1.8 TFSI - A3 Sportback 1.6 TFSI - A4 (Avant) 1.6, 1.8, 2.0 TFSI - A4 1.8 TURBO 20 V (AVANT) (QUATTRO) - S3 1.8 (T) (Quattro) - TT 2.0 TFSI CITROEN: C2 1.6 HDi - C4 1.6, 2.0 HDi - C4 Picasso 1.6 i HDi, 2.0 i 16V (Hdi) - C5 1.6 HDi, 1.8 16V (SW), 2.0 (SW) FIAT: Bravo 1.6 MJT, 1.9 MJT - Doblò 1.9 MJT - Grande Punto 1.9 MJT - Idea 1.9 MJT - Multipla 1.9 MJT - Sedici 1.6 16V 4x4 - Stilo 1.6, 1.8 16V JAGUAR: X-Type Estate 3.0 KIA: Carens 2.0 CVVT LAND ROVER: Freelander 1.8 MERCEDES: A 150, 160 MINI: Cooper (Cabrio) (S) - One (Cabrio) MITSUBISHI: Colt VI 1.5 (DI-D) (CZT) NISSAN: Note 1.5 dCi - Qashqai 2.0 OPEL: Vectra B 2.2 16V, 2.5 1V6 PEUGEOT: 1007 1.6 HDi - 107 1.4 HDi - 207 (CC) 1.4 HDi, 1.6 HDi (SW) - 207 1.6 - 307 (SW) 2.0 HDi - 308 1.6 HDi - 407 1.6, 2.0 (HDi), 3.0 V6 - 607 2.2 (HDi), 3.0 V6 (HDi) - 807 2.0 (HDi), 2.2, 3.0 V6 RENAULT: Clio 2.0 - Laguna 2.0 - Megane 2.0 SAAB: 9-3 1.8 Cabriolet (Sport Sedan), 2.0i (Cabrio) - 9-5 2.0 (SW) SEAT: 1.8 TFSI, 2.0 FSI - Arosa 1.4 TDI - Cordoba 2.0 - Ibiza 1.8 T Cupra R - Leon 2.0 TFSI, 2.8 Cupra 4 - Toledo 1.8 TFSI SKODA: 2.0 FSI - Superb 1.8 T, 2.0 SMART: Fortwo Cabrio 0.8 Cdi (Coupè) TOYOTA: Auris 1.6 VVTi - Avensis 2.0, 2.4 - Aygo 1.4 HDi - Corolla 1.6 VVTi, 1.8 VVTi - Yaris D-4 VOLKSWAGEN: Bora 1.6 Aurore, (Variant) - Eos 1.6, 2.0 FSI - Fox 1.4 TDI - Golf IV 1.6 (Variant) - Golf V 1.6 Plus (FSI) (Variant) - Jetta 2.0 TFSI - Lupo 1.4, 1.7 SDI - New Beetle Cabriolet 1.8 T, 2.0 - Passat (Variant) 1.6 (FSI), 2.0 TFSI - Polo 1.6, 1.8 GTI - Sharan 1.8 T - Tiguan 2.0 TFSI - Touran 1.6 (FSI), 2.0 FSI VOLVO: C30 1.8, 2.0 - S60 2.4 (Optima) - S40 1.8 - V40 1.8 (Optima) - V50 1.6, 1.8a

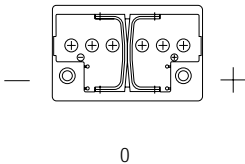
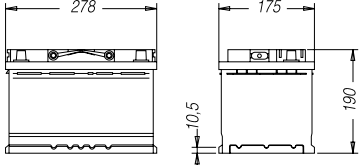
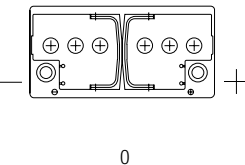
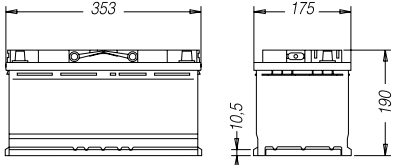
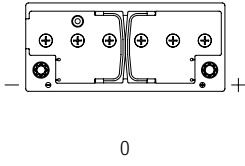
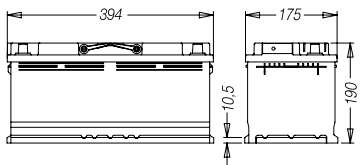
12 VOLT - IRIIDIUM TOP

Tipo Tipo precedente	Ah	A EN	Tipo polo	Schema e Polarità	Dimensioni e Fissaggio alla base	Principali applicazioni
T720 S720 880.640D	80	720	1	 <p style="text-align: center;">0</p>	 <p style="text-align: center;">B13</p>	<p>ALFA ROMEO: 156 GTA Selespeed (SW) AUDI: A4 2.4, 3.2 FSI (Quattro) (Avant) - A4 Cabriolet 2.0 (TFSI) - A6 2.0 (TDI)(TFSI), 2.8 FSI (Quattro) - A6 Avant 2.0, 3.0 (Quattro) BMW (-->'06): 130 i - 318 Ci Cabriolet - 320 i CITROEN: C6 2.7 Hdi, 3.0 V6 - C8 2.0 HDI FERRARI: 550 BARCETTA 5.5 - 599 GTB FIORANO 6.0 FIAT: Ulysse 2.0, 3.0 HYUNDAI: Trajet 2.0 CRDI JEEP: Cherokee 2.8 CRD - Commander 3.7 V6, 4.7 V8, 5.7 V8 - Grand Cherokee III 3.7 V6, 5.7 V8, 6.1 V8 LAND ROVER: Freelander 2.0 Td4, 3.2 MERCEDES: A 160 CDI, A 170 CDI, A 190, A 210 - B 150->200 - C 180, 200 Kompressor - C 230, 280 (4-matic) - CLK 200, 240 NISSAN: Navara 2.5 dCi (4WD) - Pathfinder 2.5 dCi 4WD OPEL: Signum 1.9 CDTI - Vectra C 1.9 CDTI PEUGEOT: 2.7 Hdi (SW), 3.0 V6 Coupè - 807 2.2 Hdi PORSCHE: 911 3.6 Carrera - 911 3.8 Carrera RENAULT: ESPACE IV 2.0 (Turbo) - GRAND SCÉNIC 1.9 dCi - LAGUNA III 2.0 dCi - MEGANE II 1.9, 2.0 dCi SAAB: 9-3 (Cabrio)(SW) 1.9 TiD, 2.0 T, 2.8 T - 9-5 3.0 V6 - 9-5 1.9 TiD (SW) SUZUKI: Grand Vitara 2.0 TD VOLKSWAGEN: EOS 2.0 TDI - GOLF V 2.0 TDI, 2.0 FSI - NEW BEETLE 1.9 TDI - PASSAT (Variant) 2.0 TDI - TIGUAN 2.0 TDI VOLVO: XC70 Cross Country 2.4, 2.5 - XC90 2.5</p>
T850 S850	100	850	1	 <p style="text-align: center;">0</p>	 <p style="text-align: center;">B13</p>	<p>ALFA ROMEO: 166 3.2 V6 24V BMW (-->'06): 520, 525, 530, 535 d (Touring) - 540, 545 i (Touring) - 650 i (Cabriolet) FERRARI: Scaglietti 5.7 JAGUAR: S-Type 2.5 V6, 4.2 V8 JEEP: Grand Cherokee III 3.0 CRD LAND ROVER: Defender 110 2.4 TD4 4WD - Discovery III 2.7 TD, 4.4 - Range Rover III 3.6 TD 8, 4.2 Sport MERCEDES: C 350 - C 63 AMG - CL 55 AMG, 600 - E (-->'07) 200 Kompressor, 280, 350 - G 270, 320, 400 CDI - ML (-->'05) 270, 400 CDI - ML (-->'05) 320, 350, 500, 55 AMG - S (-->'05) 320, 400 CDI - S 55 AMG, 320, 430, 500, 600 - SLK (-->'04) 32 AMG, 320 PORSCHE: Cayenne 3.2, 3.6 - Cayenne Turbo S 4.5, 4.8 VOLKSWAGEN: Touareg 5.0 V10 TDI</p>


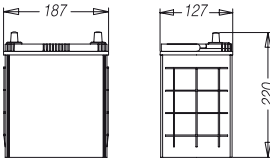

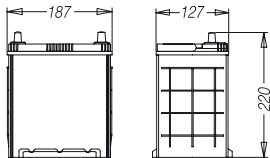

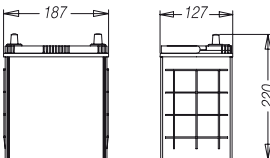
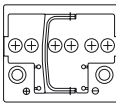
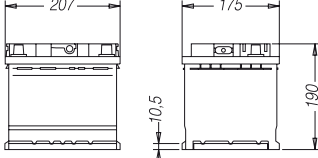
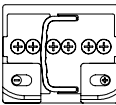
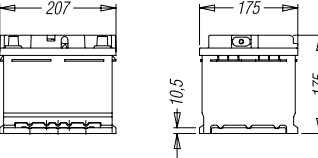
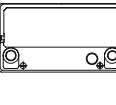
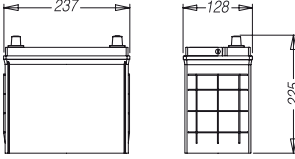
12 VOLT - IRIIDIUM

Tipo Tipo precedente	Ah	A EN	Tipo polo	Schema e Polarità	Dimensioni e Fissaggio alla base	Principali applicazioni
844.360D 844.330D	44	360	1			CITROEN: C3 1.1, 1.4, 1.6 16V FIAT: 500 1.3 MJT - DOBLÒ 1.3 MJT 16V - IDEA 1.3 MJT 16V - PALIO 1.2 - PANDA 1.1 (Van), 1.2 Van Benzina - STILO 1.2 16V HYUNDAI: GETZ 1.1 LANCIA: MUSA (Nuova Musa) 1.3 MJT (16V) - Y 1.2 I MITSUBISHI: COLT VI 1.1 12V, 1.3 16V OPEL: ASTRA 1.2 SEAT: ALTEA XL 1.6 - AROSA 1.0 I, 1.4 i 16V - CORDOBA 1.2 (12V), 1.4 16V - IBIZA IV 1.2 (12V), 1.4 16V SKODA: FABIA 1.2 (Combi) (Praktik) - OCTAVIA 1.4 - ROOMSTER 1.2 SMART: FORFOUR 1.1, 1.3, 1.5 (Brabus) - FORTWO 0.7 (Cabrio), 1.0 (Cabrio)(Coupé) - ROADSTER/COUPÉ 0.7 TOYOTA: YARIS 1.3 VVT-i VOLKSWAGEN: BORA 1.4 16V (SW) - CADDY III Furgonato 1.4, 1.6 - CADDY III SW 1.4, 1.6 - FOX 1.2, 1.4 - JETTA III 1.4 TSI - POLO 1.2 12V
850.450D 850.420D	50	450	1			ALFA ROMEO: 146 1.4, 1.7, 1.8 - 147 1.6 16V CITROEN: Berlingo 1.6, 1.8 (Multispace) - C1 1.4 HDi - C2 1.1, 1.4 (16V) - C3 1.4 HDi - C4 1.4, 1.6 16V DACIA: Logan (SW) 1.4, 1.6 FIAT: 500 1.4 16V - Bravo 1.4 T-Jet - Doblò 1.2 - Fiorino 1.3 MJT - Grande Punto (Van) 1.3 MJT - Idea 1.2, 1.3 JTD, 1.4 - Idea Van 1.3 MJT, 1.4 Benzina - MULTIPLA 1.6 - Panda 1.2 (4x4)(Van), 1.3 JTD (MJT)(4x4), 1.4 - Punto 1.3 JTD (MJT), 1.4, 1.8 - Stilo 1.4 HYUNDAI: Accent GLS 1.3, 1.5 - Elantra GLS 1.6 - Getz 1.3, 1.4, 1.6 - Matrix 1.6, 1.8 LANCIA: Y 1.3 JTD - Ypsilon 1.3 MJT NISSAN: Almera 1.5, 1.8 Qashqai 1.6 PEUGEOT: 1007 1.4, 1.6 - 206 1.4 (SW), 1.6 (SW) - 207 1.4 (SW), 1.6 (SW) - 306 1.6 SW - 307 1.4 (SW), 1.6 (SW) - 308 1.4, 1.6 - 407 1.7, 2.2 - Ranch 1.6 RENAULT: Clio III 1.2, 1.4, 1.6 16V - Megane 1.4, 1.6 16V - Modus 1.2, 1.4, 1.6 - Scenic Evol. 1.4 - Thalia 1.2 16V - Twingo 1.2 Turbo ROVER: 25 1.4, 1.6 - 45 1.4, 1.8 SKODA: Fabia 1.4 (Combi)(Praktik), 1.6 (Combi) TOYOTA: Yaris 1.8 VVTi VOLKSWAGEN: Golf V 1.4 16V (Plus) (Variant)(FSI) (TSI)
860.530D 862.510D	60	530	1			ALFA ROMEO: 147 1.9 (JTD)(MJT) - 147 2.0 - 156 1.6 (SW), 2.0i JTS (SW), 1.9 JTD - 159 1.8 (SW), 1.9 JTDm - 159 1.9, 2.2 JTS (SW) - Brera 2.2 - GT 1.8, 2.0 (JTS), 1.9 MJT - Spider 2.2 JTS AUDI: A3 1.8 TFSI - A3 Sportback 1.6 TFSI - A4 1.6, 1.8 TFSI, 2.0 TFSI - A4 1.8 T (AVANT) (QUATTRO) - A4 Avant TFSI 1.6, 1.8, 2.0 - S3 1.8 (T)(Quattro) - TT 2.0 TFSI (Roadster) CITROEN: C2 1.4, 1.6 HDi (Pluriel) - C4 (Coupé) 1.6 HDi - C4 Picasso 1.6 i 16V (Hdi) - C5 1.6 HDi, 1.8 (SW), 2.0 (SW) FIAT: Bravo 1.6 MJT, 1.9 MJT - Doblò 1.9 JTD (MJT) - Grande Punto 1.9 MJT - Idea 1.9 MJT - Multipla 1.9 MJT - Punto 1.9 JTD - Scudo 1.6 HDi - Sedici 1.6 4x4 - Stilo 1.6, 1.8 16V KIA: Carens 2.0 CVT - Cerato 1.6 MINI: Cooper (Cabrio)(S) - One (Cabrio) MITSUBISHI: Colt Vi 1.5 (Di-D)(CZT) NISSAN: Note 1.5 dCi - Qashqai 2.0 OPEL: Vectra B 2.2 16V PEUGEOT: 1007 1.4 - 107 1.4 HDi - 206 1.4 (HDi), 2.0 CC - 207 (CC) 1.4, 1.6 (HDi) - 307 (SW) 1.4, 1.6 HDi - 308 1.6 HDi - 406 2.0 HDi - 407 1.6 HDi - 607 2.2 (HDi) - 807 2.0 (HDi), 2.2 RENAULT: Clio 2.0 - Kangoo 1.5 DCI, 1.6 - Laguna 2.0 - Megane 2.0 SAAB: 9-3 1.8 Cabriolet (Sport Sedan) - 9-5 2.0 (SW) SEAT: ALTEA 1.6 FSI, 1.8 TFSI - AROSA 1.4 TDI - CORDOBA 1.6 (Vario) - Ibiza 1.6 - Leon 1.6, 1.8 T - Toledo 1.6, 1.8 TFSI SKODA: Octavia 1.6 (FSI), 1.8 T (Wagon) - Roomster 1.4 (TDI), 1.6 SMART: Fortwo Cabrio 0.8 Cdi (Coupé) TOYOTA: Auris 1.4, 1.6 VVTi - Avensis 1.6 VVTi, 1.8 - Aygo 1.4 HDi - Corolla 1.4, 1.6 VVTi (SW)(Verso), 1.8 VVTi - Yaris D-4 VOLKSWAGEN: Eos 1.6 - Fox 1.4 TDI - Golf IV 1.6 - Golf V 1.6 Plus (FSI) (Variant) - Jetta 1.6 FSI - Lupo 1.4 - New Beetle Cabriolet 1.4, 1.6, 1.8 T, 2.0 - Passat (Variant) 1.6 (FSI), 2.0 TFSI - Polo 1.4, 1.6 - Sharan 1.8 T - Tiguan 1.4 TSI, 2.0 TFSI - Touran 1.4 TSI, 1.6 (FSI), 2.0 FSI VOLVO: C30 1.6, 1.8, 2.0 - S60 2.4 (Optima) - S40 1.6, 1.8 - V40 1.6 (Optima), 1.8 (Optima) - V50 1.6, 1.8

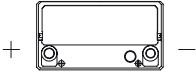
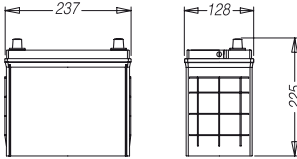
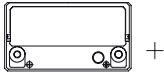
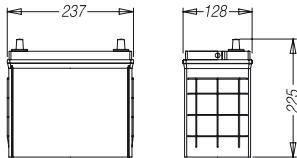
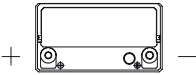
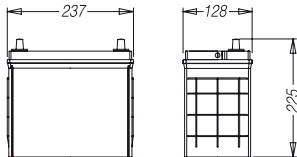
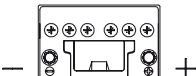
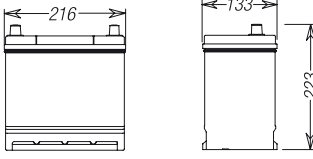

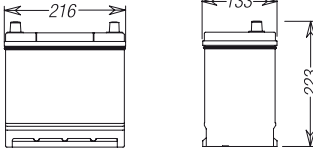

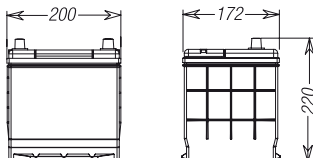
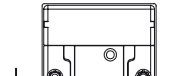
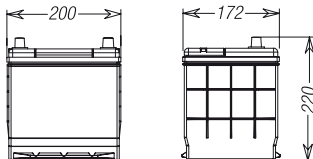
12 VOLT - IRIIDIUM

Tipo Tipo precedente	Ah	A EN	Tipo polo	Schema e Polarità	Dimensioni e Fissaggio alla base	Principali applicazioni
874.680D	74	680	1	 <p style="text-align: center;">0</p>	 <p style="text-align: center;">B13</p>	<p>AUDI: A2 1.4, 1.6 FSI - A3 1.9, 2.0 TDI (Quattro) (Sportback), S3 quattro - A3 Sportback 2.0 FSI (TFSI) (Quattro) - A4 1.9 TDI, 2.0 TDI (Quattro) (Avant) - TT 3.2 V6 quattro (Roadster) BMW (->'06): 118 i, 120 i, 130 i - 318 Ci Cabriolet - 318 i, 320 i CITROEN: C5 (Break) 2.0, 2.2 Hdi - C-CROSSER 2.2 HDi - C8 2.2 HDI DACIA: LOGAN 1.5 dCi (SW) HONDA: ACCORD 2.2 i CTDI - CIVIC VI 1.7 CTDI - CIVIC VII Hatchback 2.2 CTDI - CRV II 2.2 CTDI - FRV 2.2 i CTDI MERCEDES: A 160, 170, 180, 200 CDI - B 150, 170 - B 180, 200 CDI NISSAN: QASHQAI 1.5, 2.0 dCi, 2.0 dCi 4x4 PEUGEOT: 407 2.2 Hdi (SW), 3.0 V6 Coupè - 807 2.2 Hdi RENAULT: CLIO 1.5 dCi - ESPACE IV 2.0 (Turbo) - GRAND SCÉNIC 1.5, 1.9 dCi - LAGUNA III 1.5, 2.0 dCi - MEGANE II 1.5, 1.9, 2.0 dCi - MODUS 1.5 dCi - THALIA 1.5 dCi SEAT: ALTEA XL 1.9, 2.0 TDI - CORDOBA 1.4, 1.9 TDI - IBIZA IV 1.9 TDI Cupra R - LEON 2.0 TDI - TOLEDO III 1.9, 2.0 TDI SKODA: FABIA 1.4, 1.9 TDI - OCTAVIA 1.9, 2.0 TDI - ROOMSTER 1.9 TDI - SUPERB 2.8 V6 SMART: FORFOUR 1.5 CDI SUZUKI: SX4 1.5, 1.6 VVT (DDIS), 1.9 DDIS TOYOTA: AURIS 1.4 D-4D - COROLLA 1.4 D, 2.0 D-4D (Verso) VOLKSWAGEN: EOS 2.0 TDI, 2.0 TFSI, 3.2 V6 - GOLF V 1.9 TDI (Plus)(Variant) - GOLF V 2.0 TDI, 2.0 FSI - NEW BEETLE 1.9 TDI, 2.3 V5, RSI 3.2 - PASSAT (Variant) 1.9, 2.0 TDI - POLO 1.4, 1.9 TDI - SHARAN 2.8 V6 - TIGUAN 2.0 TDI VOLVO: C30 1.6 D, 2.0 D, 2.4 i, T5 - C70 Cabriolet 2.4, 2.5, T5 - S40 II 2.0, 2.4 - S60 2.4 T5, 2.5 - S80 II 2.5, 3.0 T6 AWD - V50 2.0, 2.4, T5</p>
892.760 895.760	92	760	1	 <p style="text-align: center;">0</p>	 <p style="text-align: center;">B13</p>	<p>AUDI: A4 (Avant)(Cabriolet) 2.5, 2.7, 3.0 TDI Quattro - A5 1.8 TFSI - A6 2.7 V6 T, 3.0 V6 (Quattro), 4.2 V8 (Quattro) - A8 3.0 V6, 3.3 V8 TDI, 3.7 V8, L 3.0 V6, L 4.2 V8 Quattro - Allroad (Quattro) 2.5 TDI, 4.2 V8 BMW (->'06): 318 d Touring, 320 d Touring - 330 d Coupé (Touring) - 330 xd Coupé (Touring) - 335 d Coupé (Touring) - 520 i, 523 i, 525 i, 530 i, 540 i (Touring) - 630 i Cabriolet - 645 Ci Cabriolet - X3 2.0, 3.0 d - X5 3.0 i, 4.4 i, 4.6 iS - Z8 CHRYSLER: 300 C 3.0 CRD (Touring) - Grand Voyager 2.5 CRD, 3.3 (AWD) - Voyager III 2.5 TD FERRARI: 612 SCAGLIETTI 5.7 JAGUAR: S-TYPE 2.7 D - XF 2.7 D V6 - XJ 2.7 D V6, SUPER V8 - XJ8 3.5, 4.2 - XK (Cabriolet)(Coupé) 4.2 XK8, 4.2 XKR JEEP: Commander 3.0 CRD LANCIA: Thesis 2.0 Turbo, 2.4 (JTD), 3.0 V6, 3.2 V6 LAND ROVER: Range Rover 3.0 TD6, 4.4 V8 MASERATI: Quattroporte III 4.2 V8 MERCEDES: C 200, 220, 230 CDI - CLK 220, 270, 320 CDI - CLK 280, 320, 350, 500, 55, 63 AMG - E (->'07) 200 Kompressor, 280, 350 - ML (->'05) 230, 320, 430 SAAB: 9-3 2.2 TID - 9-5 2.2 TID (SW), 3.0 TID V6 (SW) VOLKSWAGEN: Touareg 2.5 R5 TDI, 3.0 V6 TDI, 3.2 V6, 3.6 V6, 4.2 V8 VOLVO: S60 (Optima) 2.4 D - S80 2.4 D - V70 2.4 D (Optima) - V70 D5 - V70 SW 2.3 T5, 2.4 D, 2.5 TDI - XC 70 Cross Country 2.4 D5 - XC 90 D5</p>
910.950D T950	110	950	1	 <p style="text-align: center;">0</p>	 <p style="text-align: center;">B13</p>	<p>AUDI: A5 2.7 TDI, 3.0 TDI, 3.2 FSI, S5 - A8 2.8 FSI, 3.0, 4.0, 4.2 TDI - A8 3.2 FSI, 3.7 quattro, 4.2 FSI quattro, S8 - Q7 3.0, 4.2 TDI quattro - Q7 3.6, 4.2 FSI quattro - R8 4.2 quattro CITROEN: Jumper 3.0 HDI FIAT: Ducato 30, 33, 35 3.0 MJT PEUGEOT: Boxer 3.0 Hdi</p>

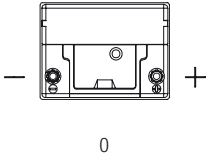
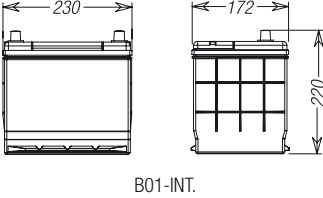
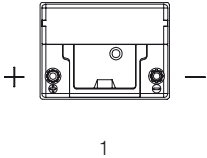
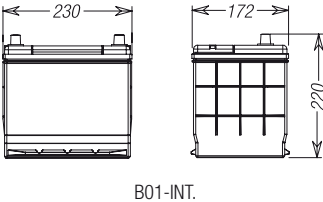
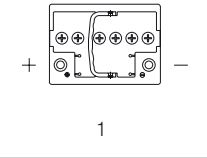
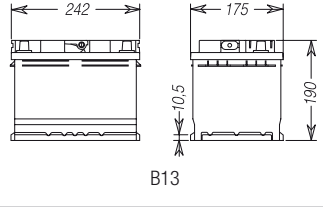
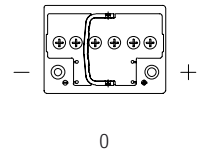
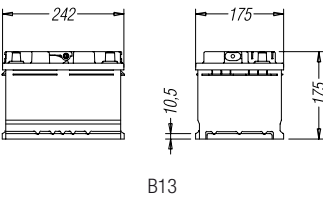
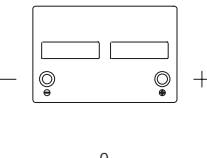
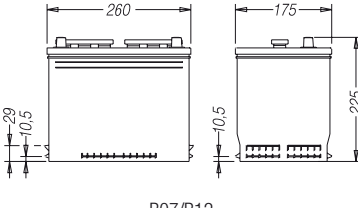
12 VOLT - SENZA MANUTENZIONE

Tipo Tipo precedente	Ah	A EN	Tipo polo	Schema e Polarità	Dimensioni e Fissaggio alla base	Principali applicazioni
535.20 535.20	35	300	3	 <p style="text-align: center;"><i>poli piccoli</i></p> <p style="text-align: center;">0</p>	 <p style="text-align: center;">B00</p>	DAIHATSU: Charade 1.3, 1.5 Sedan, 1.6 GTI - Copen 0.7, 1.3 - Cuore 1.0 - Domino 850 - Feroza - Materia 1.3, 1.5 - Move 847 I - Sirion 1.0, 1.3 (DWT) - Terios 1.3 4WD CX, 1.5 16V 4WD (DWT) - Trevis 1.0 - YRV 1.0, 1.3 HONDA: Jazz 1.2, 1.4 HYUNDAI: Atos Prime 1.1 MITSUBISHI: Carisma 2.0 4WD SUZUKI: Ignis 1.3I - Liana 1.3, 1.6 (SW)(4WD) - VITARA 1.6 I JLXS - Wagon R
535.20 B01	35	300	3	 <p style="text-align: center;"><i>poli piccoli</i></p> <p style="text-align: center;">0</p>	 <p style="text-align: center;">B01</p>	HYUNDAI: Atos Prime 1.0, 1.1 (05-->) - i10 1.1 KIA: Picanto 1.0, 1.1
535.22 535.22	35	300	3	 <p style="text-align: center;"><i>poli piccoli</i></p> <p style="text-align: center;">1</p>	 <p style="text-align: center;">B00</p>	DAEWOO: Matiz 0.8, 1.0 SUZUKI: Alto 1.0 - Carry - Jimny 1.3 16V 4WD - Super Carry - Swift III 1.3 16V (4x4)
844.330S 844.350S	44	330	1	 <p style="text-align: center;">1</p>	 <p style="text-align: center;">B13</p>	FIAT: Duna 70 - Panda 45 INNOCENTI: Elba 1.3, 1.4, 1.5, 1.6 LADA: Samara SEAT: Ibiza I - Malaga - Marbella 850, 903 - Terra
844.420D 838.300 845.370F per vecchi modelli Ford, utilizzare gli specifici morsetti	44	420	1	 <p style="text-align: center;">0</p>	 <p style="text-align: center;">B13</p>	FORD: C-Max 1.6 - Escort VI 1.1, 1.3, 1.4, 1.6 - Fiesta 900, 1.1, 1.3, 1.4, 1.6 - Fiesta IV 1.2, 1.3, 1.4 - Fiesta V 1.2, 1.4, 1.6 - Fiesta XR, XR 2I, XR Turbo - Focus Clipper 1.4 I - Focus C-Max 1.6 (Ti) - Focus II 1.4, 1.6 (Ti) - Focus II Cabriolet 1.6 - Fusion 1.2, 1.4, 1.6 - KA 1.3 I, 1.6 Sportka - Orion 1.3, 1.4, 1.6 - Streetka 1.6 - Courier 1.3 - 121 1.3 MAZDA: 2 Demio 1.2 16V, 1.4 16V NISSAN: Almera 1.5, 1.8 (Tino) - Micra 1.0 16V, 1.2 16V, 1.4 16V - Note 1.4 - Primera New 1.6 16V, 1.8 16V OPEL: Agila 1.0 12V, 1.2 16V - Corsa A 1.0, 1.2, 1.4 GSI - Corsa B 1.0 I 12V, 1.2 I - Corsa C 1.0 I 12V, 1.2 I 16V - Speedster 2.0 Turbo SEAT: Ibiza II 1.4 16V, 2.0 16V SMART: Roadster 0.7 (Brabus) SUZUKI: Splash 1.0, 1.2 - Swift III 1.5, Sport 1.6 16V - Wagon R+ 1.3 I 16V (4x4) TOYOTA: Yaris 1.0 16V, 1.3 Verso VOLKSWAGEN: Golf II 1.3 - Maggiolino - Polo 1.0, 1.3, 1.4
845.360D 845.330D	45	360	1	 <p style="text-align: center;">0</p>	 <p style="text-align: center;">B00</p>	HONDA: Accord (Tourer) 2.0, 2.4 - Civic VI 2.0 16V - CRV 2.0 (RV)(RVS)(i-VTEC) - FRV 2.0 - HRV 1.6I - Stream 2.0 KIA: Clarus - Sephia 1.6 MAZDA: 121 1.2, 1.3 - Demio 1.3, 1.5, MX-5 Miata NISSAN: Micra 1.4 TOYOTA: Corolla Escape 4WD, 1.3, 1.6, 1.6 GTI - MR 1.8, 2.0 - RAV4 1.8, 2.0I - Starlet 1.0, 1.3I

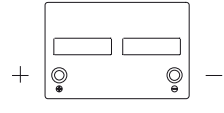
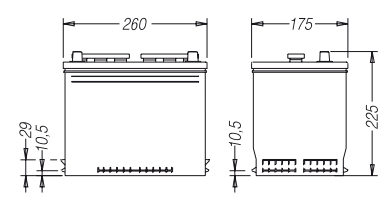
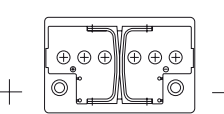
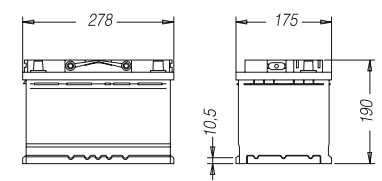
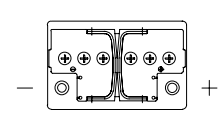
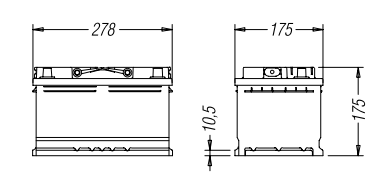
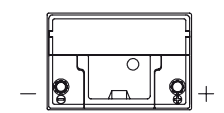
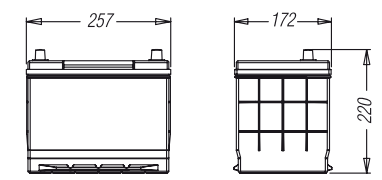
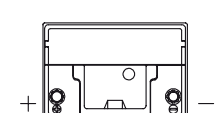
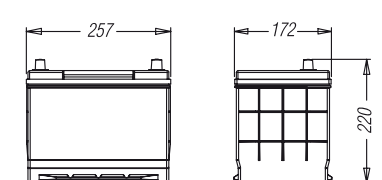
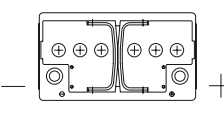
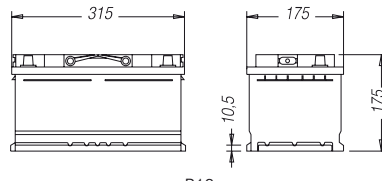
12 VOLT - SENZA MANUTENZIONE

Tipo Tipo precedente	Ah	A EN	Tipo polo	Schema e Polarità	Dimensioni e Fissaggio alla base	Principali applicazioni
845.360S 845.300S	45	360	1	 <p style="text-align: center;">1</p>	 <p style="text-align: center;">B00</p>	HONDA: Civic 1.3, 1.4 (Hatchback), 1.6 5D, 1.8 Hatchback, 2.0i, Coupé 1.7i - FRV 1.7 - HRV 1.6i 2WD/4WD VTEC - Jazz 1.2 - Logo 1.3i - S2000 2.0 - Shuttle 2.2 - Stream 1.7 HYUNDAI: Accent 1.3, 1.5 - Coupé 1.6 - Excel - Lantra - Pony - Sonica MITSUBISHI: Lancer 1.6i SUZUKI: Vitara 2.0i V6 TOYOTA: RAV 4 2.0
845.26DPP 845.26DPP	45	360	3	 <p style="text-align: center;">0</p> <p style="text-align: center;"><i>poli piccoli</i></p>	 <p style="text-align: center;">B00</p>	DAIHATSU: Applause 1.6, 1.6i - Cuore L201 - GTI Turbo - Sirion 1.0, 1.3 - Terios - Valera 1.5 NISSAN: Micra 1.0i, 1.3i SUZUKI: Baleno TOYOTA: Corolla 1.4 16V (SW) - Yaris 1.0i 16V
845.26SPP 845.26SPP	45	360	3	 <p style="text-align: center;">1</p> <p style="text-align: center;"><i>poli piccoli</i></p>	 <p style="text-align: center;">B00</p>	HONDA: Civic 1.8 VTEC, 2.0i TD (Aerodeck) SUBARU: Justy 1.2, 1.3 SUZUKI: Baleno 1.6i - Grand Vitara 1.6i, 2.0i Wagon - Jimny 1.3i 4WD(Cabrio) - Samurai 1.3i - Vitara 1.6i Cabrio JLX DLS TOYOTA: Yaris 1.3i (Verso), 1.5i
845.380D 845.380D	45	330	1	 <p style="text-align: center;">0</p>	 <p style="text-align: center;">B01</p>	NISSAN: Vanette PIAGGIO: Porter 1.3 B (Fontana) - Porter 1.3 GPL/Benzina
845.380S 845.380S	45	330	1	 <p style="text-align: center;">1</p>	 <p style="text-align: center;">B01</p>	FIAT: 500 L, R INNOCENTI: Mille 1.0 IE, 1.4 IE - Mini 500, 990
850.D20D	50	420	1	 <p style="text-align: center;">0</p>	 <p style="text-align: center;">B01-INT.</p>	HYUNDAI: Accent 1.4 GL, 1.6 GLS - i30 1.4, 1.6 - Matrix ISUZU: Midi (10-88 ->) KIA: Cee'd 1.4, 1.6 - Pride 1.3i - Rio II 1.3, 1.4 16V, 1.5, 1.6 16V MAZDA: 3 Axela 1.6 16V - 6 Atenza 1.8, 2.0, 2.3 - 323 2.0i V6 - MX-3 1.6i - Premacy 1.8, 2.0 NISSAN: 100 NX Coupé (01-95 ->) - Almera NX SUZUKI: Vitara 1.6i 16V TOYOTA: Corolla 1.3i 16V - Corolla 1.8 16V (Verso)
850.D20S	50	420	1	 <p style="text-align: center;">1</p>	 <p style="text-align: center;">B01-INT.</p>	DAEWOO: Kalos 1.2, 1.4 HYUNDAI: Sonata I MITSUBISHI: Lancer 1.3i TOYOTA: Paseo 1.5i 16V Plus

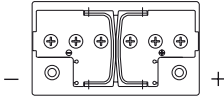
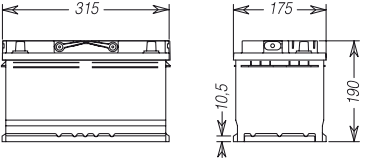
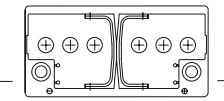
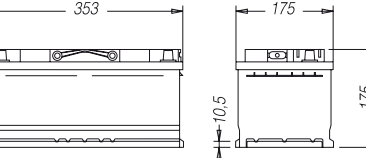
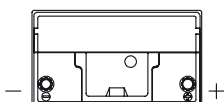
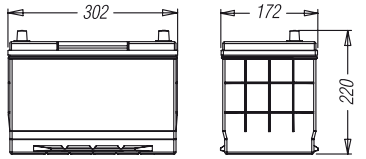
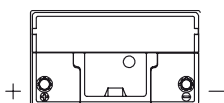
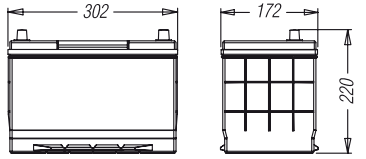
12 VOLT - SENZA MANUTENZIONE

Tipo Tipo precedente	Ah	A EN	Tipo polo	Schema e Polarità	Dimensioni e Fissaggio alla base	Principali applicazioni
860.540D 860.420D	60	540	1	 0	 B01-INT.	HONDA: NSX 3.0, Coupè, TF Matic - Prelude 2.0, 2.2 HYUNDAI: Trajet 2.0, 2.7 V6 - Tucson 2.0 16V, 2.7 4WD ISUZU: Van (83->) KIA: Sportage 2.0 16V (4WD), 2.7 V6 4WD LEXUS: IS 200 MAZDA: "2" 1.5 16V - "3" 2.2 TD - 323 1.7D, 1.8 TRSI - 626 1.8l, 2.0l - Impreza 2.0 D - MPV 2.3 - MX3 1.8l 16V - MX6 2.0l, 2.5l V6 - RX7 Biturbo NISSAN: 100 NX Coupè - 300 3.0 ZX, 3.0l V6 (Turbo) - Maxima QX 2.0 V6, 3.0l - Murano 3.5 4x4 - Primera SW - Sunny 1.4l - X-Trail 2.0 SUBARU: Forester 2.0, 2.0 GPL, 2.0T - Impreza 2.0 D, 1.6, 2.0 STI Turbo, 2.0T (AWD)(SW) - Legacy 2.0, 2.5 AWD(TW) - Outback 2.5 SUZUKI: Grand Vitara 2.5l V6 (SW), 2.7 XL7 TATA: Indica 1.4D TOYOTA: Carina II - Celica 1.6 STI, 1.8l Coupè, 1.8WTL-I, 1.8WTL-I T Sport, 2.0 GTI, 2.0l Coupè - Corolla 1.6l, 1.8l 4WD - Picnic 2.0l - Previa 2.4 16V - Supra 3.0 Turbo ABS
860.540S 860.420S	60	540	1	 1	 B01-INT.	DAEWOO: Evanda 2.0 16V - Lacetti 1.4, 1.6 HONDA: Accord 2.0, 2.2 HYUNDAI: Elantra 2.0l 16V - Tiburon 2.0l 16V ISUZU: KB 1.6, 2.0 KIA: Mentor 1.6l - Rocsta (93->) - Sportage 2.0 NISSAN: 3000 GT - COLT 1.3l, 1.6 GLXl, 1.8l GT - Eclipse - Galant 1.8l GL, GLS - Lancer 2.0 GL, GLX - Sigma 3.0l - Space Wagon 2.0l GLX NISSAN: 200SX, Silvia - Terrano 3.0V6 SUBARU: SVX 3.3l SUZUKI: Vitara 1.9TD, 2.0TD TOYOTA: Yaris Verso 1.4 D-4D, 1.4 TDI D-4D
860.510S 860.470S 862.510S	60	510	1	 1	 B13	CHRYSLER: 300M 2.7, 3.5 (V6) DAEWOO: Lanos 1.3l, 1.5l, 1.6l - Leganza 2.0 - Nubira 1.6, 2.0 - Tacuma 1.6l FIAT: Fiorino D - Penny D JEEP: Cherokee 4.0 - Wrangler 2.5, 3.8, 4.0 KIA: Joice 2.0 LADA: Niva 1.6, 1.7l NISSAN: Terrano 2.4 - Terrano II 2.4l OPEL: Antara 2.4
860.600D 855.470F per vecchi modelli Ford, utilizzare gli specifici morsetti	60	600	1	 0	 B13	FORD: C-Max 1.8, 2.0 - Escort VI 1.8, 2.0 - Fiesta IV 1.6 l Ghia, 2.0 16V - Focus II 1.8, 2.0, 2.5 ST - Galaxy 2.0 l, 2.3 l - Mondeo IV 1.6 Ti, 2.0, 2.5 - Puma - S-Max 2.0, 2.5 ST OPEL: Astra 05 1.4, 1.6, 1.8 - Astra H 1.6, 1.8 SW (Twin Top) - Astra H 1.6, 1.8 Turbo (GTC) - Corsa C 1.4, 1.6 16V - Meriva 1.4, 1.6, 1.8 16V - Signum 1.8 - Tigra 1.8 Twin Top - Vectra C 1.8 (Break)(GTS) - Zafira 1.6l, 1.8l 16V SEAT: Alhambra - Ibiza 1.5 TOYOTA: Avensis 1.8 16V VOLKSWAGEN: Corrado 2.0l - Golf III 1.4, 1.6, 2.0 GTI - Passat 1.8, 2.0, 2.8 VR6 - Polo 1.6 - Vento 1.8
880.600D 880.600D	70	540	1	 0	 B07/B12	DAEWOO: Tacuma 1.8, 2.0 DAIMLER: Sovereign (82<->86) HYUNDAI: Accent 1.5 CRDI - Coupè 1.6 16V, 2.0 16V, 2.7 24V - Grandeur 3.3 - Matrix 1.5 CRDI - Santa Fè 2.7 (4x4) - Sonata 2.4, 3.3 KIA: Cerato 1.5, 1.6, 2.0 CRDI LEXUS: GS 430 - LS 430 - RX 300 - SC 430 MAZDA: 3 Axela 1.6 - Premacy 2.0 - RX8 2.6 Wankel NISSAN: Pajero 3.2 DI-D NISSAN: Almera 2.2 dCi - Navara 2.5 4x4 - Primera 2.2 TD DI (SW) - X-Trail 2.2 dCi SUZUKI: Grand Vitara 1.9 DDIS - Jimny 1.5 DDIS (4WD) TOYOTA: 4-Runner 3.0V6 (90<->96) - Avensis 2.0, 2.0TDI D-4D (Verso) - Camry 1.8, 2.0GLI, 2.2l, 2.5GXI V6, 3.0l - Corolla 1.9 D, 2.0 TDI D (SW)(Verso) - RAV 4 2.0TDI D-4D - Landcruiser 4.0, 4.5, 4.7l V8 - Previa 2.4

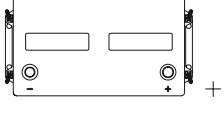
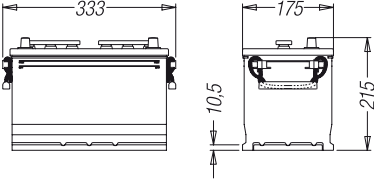
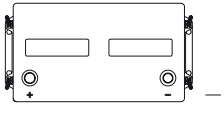
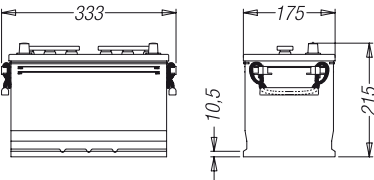
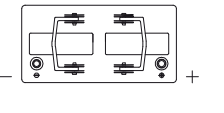
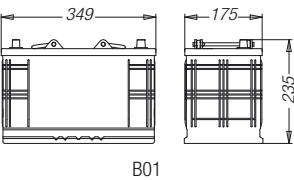
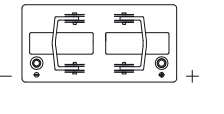
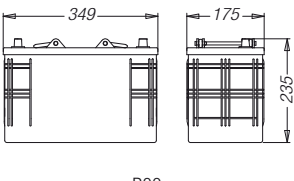
12 VOLT - SENZA MANUTENZIONE

Tipo Tipo precedente	Ah	A EN	Tipo polo	Schema e Polarità	Dimensioni e Fissaggio alla base	Principali applicazioni
880.600S 880.600S	70	540	1	 1	 B07/B12	BENTLEY: Eight FORD: Maverick 2.4i HONDA: Accord 2.0i, 3.0i V6 - Civic 2.0i TD - Integra 1.8i HYUNDAI: Lantra 1.9D ISUZU: Trooper 3.0TDI KIA: Carnival 2.5V6 LANDROVER: Discovery V8 - Range Rover 4.0i, 4.6i V6 LEXUS: GS 300i MITSUBISHI: Galant 2.0i GLS, 2.5i V6 - Pajero V6 - Space Gear 3.0i V6 - Space Runner 1.8i (4WD), 2.0, 2.4 NISSAN: King-Cab - Patrol GR 260 - Serena 1.6i, 2.0i OPEL: Monterey 3.0TDI, 3.2i V6 TOYOTA: Starlet 1.5D NP80
870.600S 870.640S 880.640S	70	600	1	 1	 B13	BENTLEY: Continental - Turbo R CHRYSLER: 300M V6 - Le Baron - Neon 2.0i (AUT.) - New Yorker 3.5V6 - Saratoga 2.5T, 3.0V6 - Stratus - Viper 8.0i V10 - Vision 3.5V6 - Voyager 2.4 (LS), 3.0, 3.2, 3.3 (LS), 3.8V6 (Aut.)(AWD) FIAT: Duna 1.7D HONDA: Accord 2.0TD OPEL: Antara 3.2 V6
871.680 870.680F <small>per vecchi modelli Ford, utilizzare gli specifici morsetti</small>	71	680	1	 0	 B13	FORD: C-Max 1.6 - Fiesta V 1.4, 1.6 TDCi - Focus C-Max 1.6, 1.8 - Focus II 1.6, 1.8 - Fusion 1.4, 1.6 TDCi - Mondeo III 1.8 SCi SW, 2.0 TDDI JEEP: Cherokee 2.5 TD - Grand Cherokee 2.5 TD NISSAN: Almera 1.5 dCi - Almera II 2.2 dCi OPEL: Agila 1.3, 1.7 CDTi - Astra G 2.0 16V, 2.2 DTI - Astra H 1.3, 1.7, 1.9 CDTi (16V), 2.0 Turbo - Corsa B 1.5 D (TD) - Corsa C 1.7 DI (DTI) - Frontera 2.2 DTI - Sigum 2.0, 2.2 DTI - Vectra C 2.2 16V, 1.9, 2.2 CDTi - Zafira 2.0, 2.2 16V RENAULT: Clio II 3.0 V6 - Grand Scenic 2.0 - Laguna II 1.9, 2.2 DCI - Megane I 1.5 dCi, 1.9 DCI (DTI)(SW) - Scenic 1.5 DCI - Scenic Evol. 1.9 DCI (DTI), 2.0 SEAT: Cordoba 1.9 D (TD) - Ibiza II 1.9 D (TD) SKODA: Fabia 1.9 SDI (TD) SUZUKI: Ignis II 1.3 DDi - Splash 1.3 DDiS - Swift III 1.3 DDiS WOLKSWAGEN: Golf II 1.6 D (TD) - Jetta 1.6 D (TD)
875.D26D	75	640	1	 0	 B01-INT.	HYUNDAI: Accent 1.5 CRDi GLS - Coupe 1.6, 2.0 16V, 2.7 24V - Getz 1.5 CRDi (GLS) - Grandeur 2.2 CRDi, 3.3 - i30 1.6, 2.0 CRDi - Matrix 1.5 CRDi - Santa Fé 2.7 (V6 GLS 4x4) - Sonata 2.0 VVTi GLS, 2.4, 3.3 KIA: Cee'd 1.6, 2.0 CRDi - Cerato 1.5, 1.6, 2.0 CRDi LEXUS: RX 300 - SC430 MAZDA: RX 8 Wankel 2.6 MITSUBISHI: Pajero 3.2 DI-D 4WD, 3.8 V6 NISSAN: X-Trail 2.0 dCi SUZUKI: Grand Vitara 1.9 DDiS - Jimny 1.5 DDiS 4WD TOYOTA: Camry 1.8, 2.4, 3.0 V6
875.D26S	75	640	1	 1	 B01-INT.	HYUNDAI: Elantra II 2.0 CRDi KIA: Sorento 2.4 LEXUS: GS 300, 400, 430 MITSUBISHI: Lancer 2.0 D - Pajero V6 - Space Gear 2.5 TDI - Space Runner 1.8i 4WD, 2.0, 2.4 TOYOTA: Hiace IV 2.4, 2.4 4WD, 2.7, 2.7 4WD - 4 Runner 3.0 V6
882.LB4D 875.640D	82	760	1	 0	 B13	BMW: 328i Cabrio - 528i 24V OPEL: Meriva 2.5 DTI - Vectra 2.0DTI, 2.2DTI (SW), GTS 3.0 - Zafira 2.2DTI


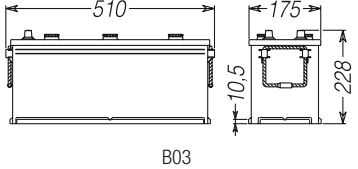

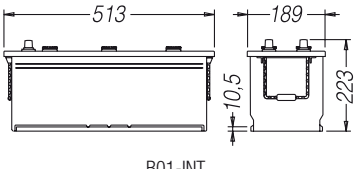
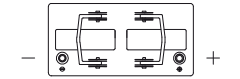
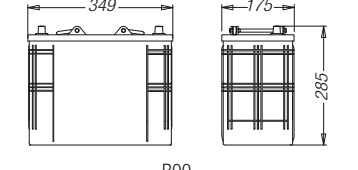
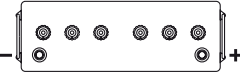
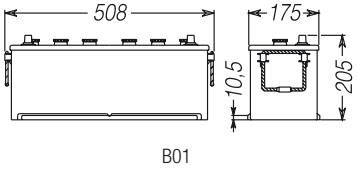

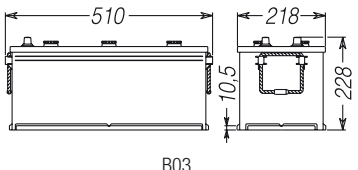
12 VOLT - SENZA MANUTENZIONE

Tipo Tipo precedente	Ah	A EN	Tipo polo	Schema e Polarità	Dimensioni e Fissaggio alla base	Principali applicazioni
885.L4D 882.720D	85	760	1	 <p style="text-align: center;">0</p>	 <p style="text-align: center;">B13</p>	<p>ALFA ROMEO: 159 3.2 JTS V6 AUDI: A2 1.4 16V, 1.4TDI - A4 Diesel, 2.4V6 BMW (-> '06): 318 TD - 320D - 325i - 330i, Ci, Xi, CD - 520i, D - 525i, D ('07-> solo per allestimenti base): 118d - 120d - 123d - 318d - 320i, d - 330i, xi - d, xd - 520i, d - 530i, xi, d, xd - 630i - X3 2.0i, 3.0si - X3 2.0d JAGUAR: X-Type 2.5, 3.0, 2.0 D, 2.2 D LAND ROVER: Freelander 2.2 TD4 OPEL: Antara 2.0 CDTI RENAULT: Espace 1.9, 2.0, 2.2, 3.0 dCI SKODA: Superb 1.9, 2.0, 2.5 TDI, 2.8 V6 TOYOTA: Auris 2.0, 2.2 D-4D - Avensis 2.0, 2.2 D-4D - Corolla 2.2 D-4D VOLKSWAGEN: Passat Diesel - Sharan 1.9, 2.0 TDI - Touran 1.9, 2.0 TDI VOLVO: C30 D5 - C70 cabriolet D5 - S40 1.6 D, 2.0 D - V50 1.6 D, 2.0 D - V70 2.4 D, 2.5, 3.2 - XC70 Cross Country 3.2, 2.4 D5 AWD</p>
885.760 888.650	85	760	1	 <p style="text-align: center;">0</p>	 <p style="text-align: center;">B13</p>	<p>BMW: 330 CD Coupé - 525 TDS - 530i, (530 V8 (Touring) (-> '00)) - 540 V8 (Touring) - 725, 725 TDS - 728i - (730i - 730 D - 730 Li (-> '01)) - 740 D OPEL: Omega 2.5 TD - Signum 3.0 V6 CDTI</p>
895.760D	95	760	1	 <p style="text-align: center;">0</p>	 <p style="text-align: center;">B01-INT.</p>	<p>HYUNDAI: Santa Fé 2.2 CRDi (4x4) - Sonata V 2.0 CRDi - Terracan 2.9 CRDi - Tucson 2.0 CRDi 4WD ISUZU: D-MAX KIA: Carens III 2.0 CRDi - Carnival III 2.9 CRDi - Magentis 2.0 CRDi - Sportage 2.0 CRDi MAZDA: "5" 2.0 CD, 1.8, 2.0 - "6" 2.0 DI, 1.8, 2.0, 2.5 (SW) MITSUBISHI: Grandis 2.0 DI-D - L 200 DI-D - Outlander 2.0, 2.2 DI-D, 2.4 Mivec - Pajero III 2.5 TDI, 3.2 DI-D NISSAN: Patrol 2.8, 3.0 DDTi PEUGEOT: 4007 2.2 Hdi SUZUKI: Grand Vitara 1.9 DDIS TOYOTA: Land Cruiser 3.0 D-4D - Rav 4 III 2.2 D-4D</p>
895.760S	95	760	1	 <p style="text-align: center;">1</p>	 <p style="text-align: center;">B01-INT.</p>	<p>FORD: Ranger 2.5 TD (4x4) ISUZU: Trooper KIA: Sorento 2.5 D (-> '05) MITSUBISHI: Pajero 3.5 V6 GDI SSANGYONG: Actyon 2.0 Ddi 4x4, 2.3 4x4 - Kyron 2.0 Xdi (4x4), 2.7 Xdi - Rexton RX 2.3 4x4, 2.8 4x4, 3.2 - Rexton 2.7 Xdi, 2.9 TD - Rodius 2.7 Xdi (4x4)</p>

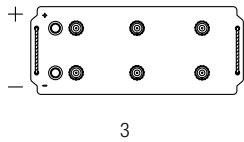
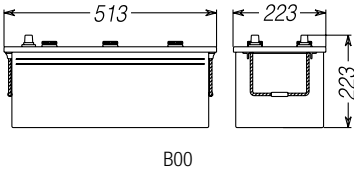
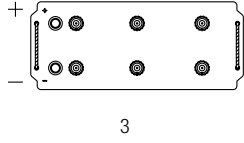
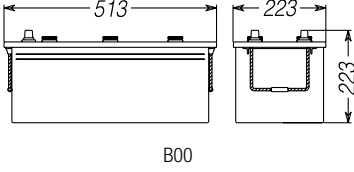
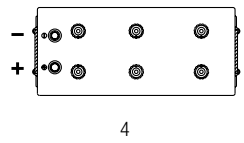
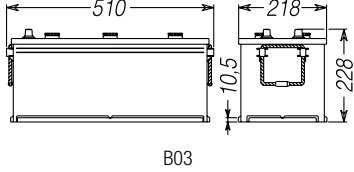
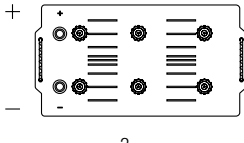
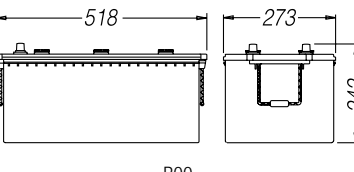
12 VOLT - HEAVY DUTY (HD) - SENZA MANUTENZIONE (SM)

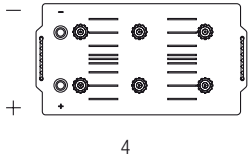
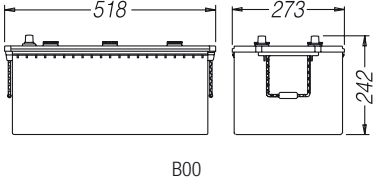
Tipo Tipo precedente	Segmento	Ah	A EN	Tipo polo	Schema e Polarità	Dimensioni e Fissaggio alla base	Principali applicazioni
600.720D	SM	100	720	1	 <p style="text-align: center;">0</p>	 <p style="text-align: center;">B03</p>	<p>CARRARO A.: Ergit - Supercar - Tigre - Tigrecar - Tigrone CARRARO SPA: Agri Plus - 48.2 - 58.2 - 502 - 505 - 520.5 - 604 - 605 C - 655 CL - 720.5 CASE IH: JXC 1070->1095 - JX Quantum 85 C, 95 C CLAAS: Nectis 227->267 DEUTZ-FAHR: Agrolux 57, 60, 67, 70 - Agroplus 60 FERRARI: System 55->80 - Thor GOLDONI: Trattori serie 3000, Compact, Star 65, 75, 85 - Universal - 4000 Quadrifoglio HYUNDAI: Galloper II 2.5 TCI D - Santa Fe 2.2 CRDi (4x4) - Sonata V 2.0 CRDi - H1 Autobus 2.5 CRDi ('06->) HURLIMANN: H358, 362, 372, 468/4, 476, 478, 488, 565/0, 566/0 - XA 56->86 - XE (F) Tradition 55, 70 XA 656 DT, XFH JOHN DEERE: 4055 - 4255 - 4555 - 4755 - 4955 - 5210->5410 - 5215->5515 KIA: Sorento 2.4 KUBOTA: M 6800, 8200, 9000 LAMBORGHINI: C 353->874/90 - Crono - Crono Target - Cross - Grimper - Plus - R483->804 - Sprint LANDINI: Alpine - Atlantis - Atlas - Discovery - Ghibli - Globus - Mythos - Powerfarm - Rex - Trekker - Vision LEXUS: LS 400 IV8 MAZDA: 626 2.5 I V6, 2.0 D - 6 Atenza 2.0 CDVI - MPV 2.0 CDVI, 2.5 TC MC CORMICK: C 50->80 - CX 70->100 - CX 75, 85, 95, 105 - CMAX 60->105 - F60_4->100_4 - MC 80->100 MITSUBISHI: Pajero 2.5 TDI, 3.2 TDI, 3.5 - Outlander 2.4 Mivec - Grandis 2.0DI-D NEW HOLLAND: T 4020->4050 - TF 4030->4050 - TNFA 75->95 - TNVA 60->95 NISSAN: Patrol 2.8, 3.0 DDTI - Primera 2.0 TD SW - Sunny 2.0 SLXD - Terrano 2.7 TD PASQUALI: Cronos - Ergo - Mars SAME: Argon (Classic) - Aster - Aurora - Centurium - Explorer 70c->90c - Frutteto - Rock - Solar TOYOTA: Previa 2.0 TDI (D-4D) VALPADANA: 4570, 4580, 4590 - Climber - Frutteto - Multitrac</p>
600.720S	SM	100	720	1	 <p style="text-align: center;">1</p>	 <p style="text-align: center;">B01</p>	<p>GOLDONI: Serie Euro (93->) - Serie Transcar (->97) HYUNDAI: H 100 D - H 200 D - H1 Autobus 2.5 TD (->'05) KIA: Carnival 2.9 TD - Pregio - Sorento 2.5 D - Sportage 2.0 TDI KUBOTA: M 4000, 4050, 4500 MC CORMICK: CX Xtra Shift 75->105 MITSUBISHI: Pajero 3.5i GDI V6 24V 2.5 TDI - L200 D - Lancer 2.0 D - Space Gear 2.5 TDI NISSAN: Terrano II 2.7 TDI (4x4) - Trade TOYOTA: Land Cruiser 3.0 TDI D (+WAGON)</p>
610.850B01	SM	110	850	1	 <p style="text-align: center;">0</p>	 <p style="text-align: center;">B01</p>	<p>IVECO: EUROCARGO ('07->) 65 E16, 75 E16 (E18), 80 E22, 90 E22, 100 E18 NISSAN: CABSTAR ('07->) 28.11, 32.11, 35.11, 35.13, 35.15, 45.13, 45.15 RENAULT TRUCKS: MASCOT ('07->) 120.50->120.65, 160.55->160.65 - MAXITY 150.35, 150.45</p>
610.850D	SM	110	850	1	 <p style="text-align: center;">0</p>	 <p style="text-align: center;">B00</p>	<p>CASE IH: JX75->95 - JXU70->100 - MXU100->125 CLAAS: Ares 546->566, 547->657 - Celtis 426->456 IVECO: Daily2000 (->'06) - Eurocarga Tector 65E13->120E18 MASSEY FERGUSON: MF 135, 185, 265, 410, 510, 620, 1020, 1505, 2205, 2720, 4200, 4435->4455 - 8250 MC CORMICK: XRX 150->185 NEW HOLLAND: TDD75->95 - TSA 110->135 RENAULT Agriculture: Ceres - Cergos - Ergos - Temis 550, 560 RENAULT TRUCKS: MASCOT 2.8 DCI, 3.0 DCI VOLVO: FL 6</p>

12 VOLT - HEAVY DUTY (HD) - SENZA MANUTENZIONE (SM)

Tipo Tipo precedente	Segmento	Ah	A EN	Tipo polo	Schema e Polarità	Dimensioni e Fissaggio alla base	Principali applicazioni
920.850D	HD	120	850	1	 <p style="text-align: center;">4</p>	 <p style="text-align: center;">B03</p>	<p>CARRARO A.: Tigrone Atlas 746 RS, 750, 750 RS, 765, 766 CIMAS: D.761 - D.851 - D.861 - D.961 - SF55 DEUTZ-FAHR: Agroplus 75, 85, 95 HURLIMANN: H356, 466, 496, 7600 - Prestige H/478 BDT - XT 85, 95 - XT 908 DT, 909 DT, 910.4 DT KOMAT'SU: PC 75, 95 - PW 75, 95 - SK09J/2 - WB70 A/1 LAMBORGHINI: Premium 850->1060 - R6.100, 850, 904 DT, 904 DTS, 950, 955 DT, 956 - Triumph 80->100 LANDINI: DT9500 - Land Power 125->185 - Legend 120->160 - R7000 DT, 8000, 8500, 9500 SAME: Jaguar 95 Dt - Kripton 80->100 - Laser 85, 90, 100 - Leopard 85 - Minitaurus 60 - Panther 90, 95 DT - Silver 80->100 DT - Trident 130</p>
920.850S	HD	120	850	1	 <p style="text-align: center;">3</p>	 <p style="text-align: center;">B01-INT.</p>	<p>CLAAS: Classic - Commandor - Cosmos - Dominator - Jaguar - Maxi - Mercur - Senator DEUTZ-FAHR: Agroprima - Agrostar - D 25, 30, 270 - D 5006, 7006, 8006 - DX 3.70, 6.05, 6.30 - Intrac 2003, 2004 IVECO: 440 E35T/P, E38/TP - Eurocargo 75 E15->130 E28 MAN: 13.224 - M90 14.232->19.322 MERCEDES BENZ: Atego STEYR: 8060 - 8070 - 8080 - 8090 - 8110</p>
625.760	SM	125	760	1	 <p style="text-align: center;">0</p>	 <p style="text-align: center;">B00</p>	<p>ALLIS CHARMERS: TL 12, 16, 645 ATLAS COPCO: XA 60, 80 - XAS 60, 80 BEDFORD: TL 1000, 1500, 1600 - TM 3650, 3800, 4400 DAF: CF 65 - LF 45 - LF 55 FORD: Cargo-serie (->80) - Transcontinental serie LEYLAND: Chieftain - Cruiser - Marathon - Mastif - Supermastif MASSEY FERGUSON: MF 174C, 274C, 393, 665, 845, 1100, 1550, 2135C</p>
932.950D	HD	132	950	1	 <p style="text-align: center;">0</p>	 <p style="text-align: center;">B01</p>	<p>AGRIFULL TOSELLI: 70 - 80 - 90 S - 100 - 110 S - 140 CARRARO SPA: 820.5 - 920.5 Turbo CASE IH: JX 70->95 - JXU 85->105 - MAXXUM 100X->140X LANDINI: Legend 105, 115, 130, 145, 165, 180 - Mythos DT 110 LAVERDA: M112, 120, 132, 152MP MC CORMICK: MTX - T 70->100 NEW HOLLAND: 110/90 - serie 66 S - TL70->100 - TLA 70->100 - T 5030->5050 - T 6010->6080 VALPADANA: 2555, 2565, 2575, 2580, 5570, 5580, 5590, 5595</p>
960.1050D	HD	160	1050	1	 <p style="text-align: center;">4</p>	 <p style="text-align: center;">B03</p>	<p>ASTRA: HD7 64.34->64.45 CARRARO SPA: 68.2 - 78.2 - 88.2 - 98.2 DEUTZ-FAHR: Agroplus 100 - Agrottron K90->K120 FAI: Pala artic. 575, 585, 590, 595 - Terne FIAT AGRI: 550 - 600 - 650 - 800 - 850 - 1000 - 1300 FIAT ALLIS: FL10 B, 14 B - FR15 HURLIMANN: H6115, 7630, 8610 - SX 1200->2000 - XM 100->130 - XT 105, 115, 130 - XT 910.6->913 IVECO: (180.26 - 190.25, 30, 35 ->86) - 220.35, 38 - (330.25, 26, 32, 35, 36 ->86) KOMAT'SU: PC110R/1 - PW110R/1 LAMBORGHINI: Champion -Premium 1100, 1300 - R 1056 DT - R 1156 DT->R 1356 DT - R 4.120, 6.110 - R 4.105->R 7.200 LAVERDA: 3350 AL - 3450 - 3600 - 3700 - 3790 - 3890 - 3900 SAME: Antares - Bufalo - Drago - Iron - Laser - Silver 105->130 - Tiger</p>

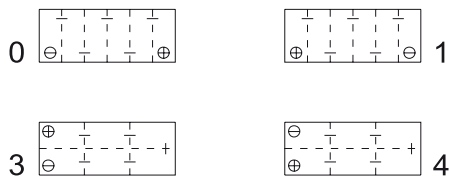
12 VOLT - HEAVY DUTY (HD) - SENZA MANUTENZIONE (SM)

Tipo Tipo precedente	Segmento	Ah	A EN	Tipo polo	Schema e Polarità	Dimensioni e Fissaggio alla base	Principali applicazioni
960.1050S	HD	160	1050	1	 <p style="text-align: center;">3</p>	 <p style="text-align: center;">B00</p>	<p>ASTRA: HD7/C IVECO: 190.33 Turbostar - 190 E27-> E42/P - 190 E43P->E52/P - 220.36 ('87->) - 240 E38->E52 - 260 E27->E43 - 330.26->330.35 ('87->) - 400 E39T/P, E43T/P - Eurocargo ('07->) 120, 120, 140, 150, 160 - Eurocargo 170 E27->320 E28 JOHN DEERE: 6510, 6610, 6910, 6920 MAN: F90 - F2000 19.293->35.464 - M90 22.361->32.342 MERCEDES BENZ: Actros - Atego 1828 L - Axor - 1850 - 2044 - 2050 - 3544 RENAULT TRUCKS: R 310->420 STEYR: 9115 base - 9125, 9145 confort VOLVO: FL 7 - FL 10 - FL 12 - FM 7 - FM 9 VALTRA: 6000 - 8000 - M serie - T serie ZETOR: 5911 - 6011 - 6045 - 6441 - 6711 - 6718 - 7441 - 8441</p>
980.1100S	HD	180	1100	1	 <p style="text-align: center;">3</p>	 <p style="text-align: center;">B00</p>	<p>CASE IH: CVX - MXM - PUMA 165->210 CLAAS: Ares - Atlas - Arion 510->540, 610->640 - Axion 810->850 DAF: CF 85 DEUTZ FAR: Agrottron 200, 215, 265 - TTV 1130->1160 - X 710, 720 FENDT: Vario 712->718, 818, 820, 922->936 IVECO: 190 E42, E52 - 190.42 Turbostar - 190.48 ('87->) - 240 E38->E52 - 260 E42 - 440 E42->E52 - Eurotech 190 E40->440E43 - Eurotrakker - Eurostar 240E27->440E52 - Stralis JOHN DEERE: 6530->6930 - Premium 7430, 7530 LAMBORGHINI: R6 VRT 150.7, 160.7 - R7.200 - R8.230 - R8.270 MAN: F2000 41.364->41.463 - TG/A - TGS - TGX MERCEDES BENZ: AXOR NEW HOLLAND: T 7030->7060 RENAULT TRUCKS: AE 380->520 - AE Magnum 390->560 - Magnum E-tech - Magnum 400.18 ->480.19 - Premium D ('06->) - Premium R - Kerax SAME: Iron 130->185 - Iron Continuo 150.7, 165.7 SCANIA: P114, 124 - R114, 124, 144, 164 - T114, 124, 164 STEYR: CVT 120, 130, 150, 170 VOLVO: FE 280_18->320_26 - FH 12 - F 16 - FL 280_11.5->28_18 ('06->) - FM 9.340 - FM 9.380 - FM 10 - FM 12 - FM260->FM480 ('06->) - NH 12</p>
985.1200D	HD	185	1200	1	 <p style="text-align: center;">4</p>	 <p style="text-align: center;">B03</p>	<p>ASTRA: HD7 66.45, 84.38, 84.45, 86.45 CASE IH: CVX 140->195 FIAT AGRI: 160.90 DT - 180.90 - 1580 DT - 1880 FIAT ALLIS: FD20 - FE20 - FL20 HURLIMANN: H6170T - H6670, 6680, 6690 - H7650 LAMBORGHINI: 1506T - Racing 150, 165, 190 LAVERDA: 3400 - 3550 MENARINI: 110 L - 370.12.35 NEW HOLLAND: 7250->7550 SAME: Galaxi 170 - Hercules 160 Dt - Laser 150 - Supertitan - Titan</p>
700.1150S	HD	200	1150	1	 <p style="text-align: center;">3</p>	 <p style="text-align: center;">B00</p>	<p>DAF: CF 85.480 - XF 95 - XF 105 DEUTZ-FAHR: D 40S, 400, 540 FIAT ALLIS: BD20 - T 360, 460 - TL 30, 40, 160, 260, 545, 546, 562, 645 - TS 160, 260 HANOMAG: 140 - 18C - K 12C, 15, 16 INBUS: S150 - U150 - U210FT - Y210 IVECO: Stralis Euro5 MENARINI: 418 AC - 419 AL MERCEDES BENZ (Bus): 0305 - 0307 - 0404 - 0405 - 0409 - Integro NEOPLAN SCANIA: Bus SETRA: Bus</p>

Tipo Tipo precedente	Segmento	Ah	A EN	Tipo polo	Schema e Polarità	Dimensioni e Fissaggio alla base	Principali applicazioni
700.1150D	HD	200	1150	1			ALLIS CHARMERS: 745 H - HD 16 DP ATLAS COPCO: PNS 1200 CATERPILLAR: 375, 71015

POLARITÀ

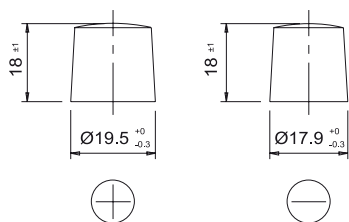
12 Volt



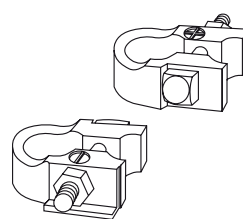
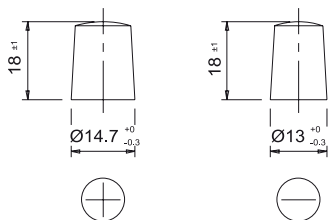
TIPO POLO

MORSETTI FORD

TERMINALE 1

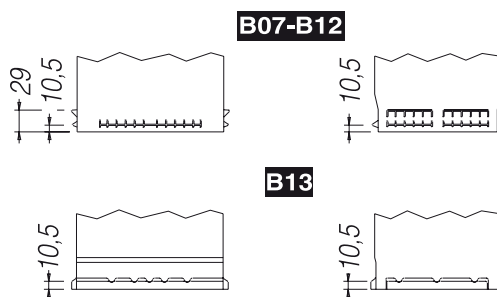
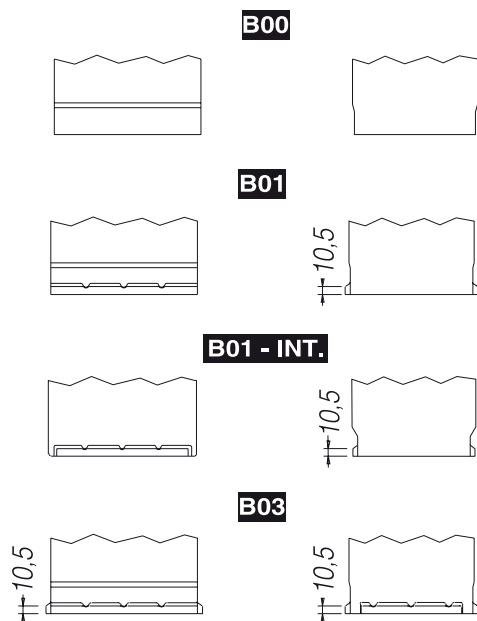


TERMINALE 3

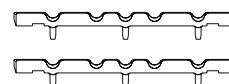


Per le autovetture Ford, usare gli adattatori dei poli se necessario. Codice articolo: **395001**

FISSAGGI ALLA BASE



Adattatore fissaggio VW.
Codice articolo **7200268**



MARCHIO E MODELLO	DA	A	Sigla identificativa			MARCHIO E MODELLO	DA	A	Sigla identificativa		
			Riferimento IRIDIUM TOP	Riferimento IRIDIUM	Senza Manutenzione				Riferimento IRIDIUM TOP	Riferimento IRIDIUM	Senza Manutenzione
ALFA ROMEO						ALFA ROMEO cont.					
145 1.4 i.e.	07/94	12/96	T510	850.450D / 844.360D		156 Sportwagon 2.0	03/02	05/06	T600		
						156 Sportwagon 2.4 JTD	05/00	05/06	T720	874.680D	
145 1.4 i.e. 16V T.S.	12/96	01/01	T510	850.450D / 844.360D		159 1.9 JTDM 16V	09/05		T600		
						159 1.9 JTDM 8V	09/05		T600		
145 1.6 i.e.	10/94	12/96	T510	850.450D		159 1.9 JTS	09/05		T600		
145 1.6 i.e. 16V T.S.	12/96	01/01	T510	850.450D		159 2.0 JTDM	05/09		T720		
145 1.7 i.e. 16V	10/94	12/96	T510	850.450D		159 2.2 JTS	09/05		T600		
145 1.8 i.e. 16V	03/98	01/01	T510	850.450D		159 2.4 JTDM	09/05		T720	874.680D	
145 1.8 i.e. 16V T.S.	12/96	12/98	T510	850.450D		159 2.4 JTDM Q4	05/07		T720	874.680D	
145 1.9 D	07/94	02/99	T600	860.530D		159 3.2 JTS	02/08		T720		
145 1.9 JTD	02/99	01/01	T600	860.530D		159 3.2 JTS Q4	12/05		T720	874.680D	
145 1.9 TD	10/94	02/99	T600	860.530D		159 Sportwagon 1.9 JTDM 16V	03/06		T600		
145 2.0 16V Quadrifoglio	03/98	01/01	T600	860.530D		159 Sportwagon 1.9 JTDM 8V	03/06		T600		
145 2.0 16V T.S.	10/95	01/01	T600	860.530D		159 Sportwagon 1.9 JTS	03/06		T600		
146 1.4 i.e.	12/94	12/96	T510	850.450D / 844.360D		159 Sportwagon 2.0 JTDM	05/09		T720		
						159 Sportwagon 2.2 JTS	03/06		T600		
146 1.4 i.e. 16V T.S.	11/96	01/01	T510	850.450D / 844.360D		159 Sportwagon 2.4 JTDM	03/06		T720	874.680D	
						159 Sportwagon 2.4 JTDM Q4	05/07		T720	874.680D	
146 1.6 i.e.	12/94	12/96	T510	850.450D		159 Sportwagon 3.2 JTS	02/08		T720		
146 1.6 i.e. 16V T.S.	11/96	01/01	T510	850.450D		159 Sportwagon 3.2 JTS Q4	03/06		T720	874.680D	
146 1.7 i.e. 16V	12/94	12/96	T510	850.450D		164 2.0 Turbo	07/90	10/92	T600	860.530D	
146 1.8 i.e. 16V T.S.	11/96	01/01	T600	860.530D		164 2.0 Twin Spark	07/90	10/92	T600	860.530D	
146 1.9 D	05/95	09/96	T600	860.530D		164 2.5 V6	09/92	09/98	T720	874.680D	
146 1.9 JTD	02/99	01/01	T600	860.530D		164 3.0		10/97	T720	874.680D	
146 1.9 TD	12/94	02/99	T600	860.530D		164 3.0 All-wheel Drive	11/92	10/97	T600	860.530D	
146 2.0 16V Quadrifoglio	03/98	01/01	T510	850.450D		166 2.4 JTD	09/98		T720	874.680D	
146 2.0 16V T.S.	10/95	01/01	T510	850.450D		166 3.2 V6 24V	10/03		T720	874.680D	
147 1.9 JTD	04/01		T600	860.530D		33 1.4	06/91	09/94	T510	850.450D / 844.360D	
147 1.9 JTD 16V	11/02		T600			33 1.4 4x4	07/90	12/92	T510	850.450D / 844.360D	
147 1.9 JTDM 16V	10/04		T600			33 1.5	01/90	04/93	T510	850.450D / 844.360D	
147 1.9 JTDM 8V	07/05		T600			33 1.5 i.e	01/90	09/94	T510	850.450D / 844.360D	
147 2.0	07/02	05/05	T600			33 1.7 i.e. 4x4	01/90	03/92	T510	850.450D / 844.360D	
147 3.2 GTA	02/03		T600			33 Sport Wagon 1.4 i.e.	06/91	09/94	T510	850.450D / 844.360D	
155 1.6 16V T.S.	05/96	12/97	T510	850.450D		33 Sport Wagon 1.4 i.e. 4x4	06/91	09/94	T510	850.450D / 844.360D	
155 1.7 T.S.	04/93	04/96	T510	850.450D		33 Sport Wagon 1.5 i.e	01/90	09/94	T510	850.450D / 844.360D	
155 1.7 T.S. 16V	05/96	12/97	T510	850.450D		33 Sport Wagon 1.7 16V	01/90	09/94	T510	850.450D / 844.360D	
155 1.8 T.S.		12/97	T510	850.450D							
155 2.0 16V Turbo Q4	01/92	12/97	T600	860.530D							
156 1.9 JTD	09/97	09/05	T600	860.530D							
156 1.9 JTD 16V	11/02	09/05	T600								
156 2.0 Twin Spark	11/97	04/00	T600	860.530D							
156 2.4 JTD	09/97	09/05	T720	874.680D							
156 Sportwagon 1.9 JTD	05/00	05/06	T600	860.530D							
156 Sportwagon 1.9 JTD 16V	11/02	05/06	T600								
156 Sportwagon 1.9 JTD 16V Q4	07/04	05/06	T600								

MARCHIO E MODELLO	DA	A	Sigla identificativa			MARCHIO E MODELLO	DA	A	Sigla identificativa		
			Riferimento IRIDIUM TOP	Riferimento IRIDIUM	Senza Manutenzione				Riferimento IRIDIUM TOP	Riferimento IRIDIUM	Senza Manutenzione
ALFA ROMEO <small>cont.</small>						ALFA ROMEO <small>cont.</small>					
BRERA 2.0 JTDM	05/09		T720			164 2.0 V6 Turbo	03/91	09/98	T600	860.530D	
BRERA 2.2 JTS	01/06		T600			164 2.5 TD	09/92	09/98	T850	892.760	
BRERA 2.4 JTDM 20V	01/06		T720	874.680D		164 3.0 24V	09/92	09/98	T720	874.680D	
BRERA 3.2 JTS Q4	01/06		T600			164 3.0 24V Q4	02/94	09/98	T720	874.680D	
GT 1.8 TS	11/03		T600			164 3.0 24V QV	09/92	09/98	T720	874.680D	
GT 1.9 JTD	11/03		T600	860.530D		164 3.0 i.e. QV	09/90	09/92	T720	874.680D	
GT 2.0 JTS	11/03		T600			164 3.0 V6	09/92	09/98	T720	874.680D	
GT 3.2 GTA	11/03		T600			166 2.0 T.Spark	09/98		T600		
GTV 2.0 JTS	04/03		T600			166 2.0 V6	09/98		T600	860.530D	
GTV 3.2 V6 24V	04/03		T720	874.680D		166 2.5 V6 24V	09/98		T720	874.680D	
MITO 1.4	09/08		T510			166 3.0 V6 24V	09/98		T720	874.680D	
MITO 1.4 Turbo	09/08		T510			33 1.4 i.e.	06/91	09/94	T510	850.450D / 844.360D	
RZ 3.0 V6 Zagato	01/92	12/94	T720	874.680D		33 1.5 i.e.	07/90	08/91	T510	850.450D / 844.360D	
SPIDER 1600	01/90	12/93	T600	860.530D		33 1.7 16V		09/94	T510	850.450D / 844.360D	
SPIDER 2.0 JTDM	05/09		T720			33 1.7 16V 4x4	01/90	09/94	T510	850.450D / 844.360D	
SPIDER 2.0 JTS	04/03	04/05	T600			33 1.7 i.e.	01/90	09/94	T510	850.450D / 844.360D	
SPIDER 2.2 JTS	09/06		T600			33 1.8 TD	07/90	09/94	T600	860.530D	
SPIDER 2.4 JTDM	04/07		T720	874.680D		33 Sport Wagon 1.7 16V 4x4		09/94	T510	850.450D / 844.360D	
SPIDER 2000	01/90	12/93	T600	860.530D		33 Sport Wagon 1.7 i.e.	01/90	09/94	T510	850.450D / 844.360D	
SPIDER 3.0 V6 24V	01/99	10/00	T720	874.680D		33 Sport Wagon 1.7 i.e. 4x4	01/90	03/92	T510	850.450D / 844.360D	
SPIDER 3.2 JTS	03/08		T720			75 3.0 V6	02/90	02/92	T600	860.530D	
SPIDER 3.2 JTS Q4	09/06		T720	874.680D		GTV 1.8 16V	05/98		T600	860.530D	
SPIDER 3.2 V6 24V	04/03	04/05	T720	874.680D		GTV 2.0 T.SPARK 16V	06/95		T600	860.530D	
147 1.6 16V T.SPARK	01/01		T510	850.450D		GTV 2.0 V6 Turbo	06/95		T600	860.530D	
147 1.6 16V T.SPARK ECO	01/01		T510	850.450D		GTV 3.0 V6 24V	10/96		T720	874.680D	
147 2.0 16V T.SPARK	01/01		T600			SPIDER 1.8 16V	05/98	04/05	T600	860.530D	
155 1.8 T.S. Sport	01/92	12/96	T510	850.450D		SPIDER 2.0 T.SPARK 16V	06/95	04/05	T600	860.530D	
155 1.9 TD	04/93	12/97	T600	860.530D		SPIDER 2.0 V6 Turbo	05/98	04/05	T600	860.530D	
155 2.0 T.S.		02/95	T600	860.530D		SPIDER 3.0 V6	06/95	04/05	T720	874.680D	
155 2.0 T.S. 16V	03/95	12/97	T600	860.530D							
155 2.5 TD	04/93	12/97	T720	874.680D							
155 2.5 V6	02/92	12/97	T600	860.530D							
156 1.6 16V T.SPARK	09/97	09/05	T600	860.530D							
156 1.8 16V T.SPARK	09/97	09/05	T600								
156 2.0 16V T.SPARK	09/97	03/02	T600								
156 2.0 JTS	03/02	09/05	T600								
156 2.5 V6 24V	09/97	09/05	T720	874.680D							
156 3.2 GTA	03/02	09/05	T720	874.680D							
156 Sportwagon 1.6 16V T.SPARK.	05/00	05/06	T600								
156 Sportwagon 1.8 16V T.SPARK	05/00	05/06	T600								
156 Sportwagon 2.0 16V T.SPARK	05/00	03/02	T600								
156 Sportwagon 2.0 JTS	03/02	05/06	T600								
156 Sportwagon 2.5 V6 24V	05/00	05/06	T720	874.680D							860.600D
156 Sportwagon 3.2 GTA	03/02	05/06	T720	874.680D							871.680
164 2.0 T.S.	09/92	09/98	T600	860.530D							860.600D

MARCHIO E MODELLO	DA	A	Sigla identificativa			MARCHIO E MODELLO	DA	A	Sigla identificativa		
			Riferimento IRIDIUM TOP	Riferimento IRIDIUM	Senza Manutenzione				Riferimento IRIDIUM TOP	Riferimento IRIDIUM	Senza Manutenzione
AUDI cont.						AUDI cont.					
100 2.0 E 16V	01/92	06/94			860.600D	80 2.3 E	09/91	12/94			860.600D
100 2.0 E 16V quattro	07/92	06/94			860.600D	80 2.3 E quattro	09/91	12/94			860.600D
100 2.0 E quattro	12/90	07/92			871.680	80 2.6	07/92	12/94			860.600D
100 2.3 E	01/90	06/94			860.600D	80 2.6 quattro	06/92	12/94			860.600D
100 2.3 E quattro	12/90	06/94			860.600D	80 2.8	09/91	12/94			860.600D
100 2.3 quattro	01/90	11/90			860.600D	80 2.8 quattro	09/91	12/94			860.600D
100 2.4 D	12/90	06/94			871.680	80 Avant 1.6 E	06/93	01/96			860.600D
100 2.5 TDi	01/90	07/94			871.680	80 Avant 1.9 TD	09/91	12/94			871.680
100 2.6	03/92	06/94			860.600D	80 Avant 1.9 TDI	07/92	01/96			871.680
100 2.6 E quattro	08/93	07/94			860.600D	80 Avant 2.0	07/92	01/96			860.600D
100 2.6 quattro	04/92	06/94			871.680	80 Avant 2.0 E	07/92	01/96			860.600D
100 2.8 E	12/90	06/94			860.600D	80 Avant 2.0 E 16V	02/93	01/96			860.600D
100 2.8 E quattro	12/90	06/94			860.600D	80 Avant 2.0 E 16V quattro	12/92	07/95			860.600D
100 Avant 1.6	03/92	07/93			860.600D	80 Avant 2.0 quattro	11/93	07/96			860.600D
100 Avant 2.0	08/92	07/93			860.600D	80 Avant 2.3 E	07/92	01/96			860.600D
100 Avant 2.0 E	09/91	06/94			860.600D	80 Avant 2.3 E quattro	09/91	11/94			860.600D
100 Avant 2.0 E 16V	07/92	06/94			860.600D	80 Avant 2.6	07/92	01/96			860.600D
100 Avant 2.0 E 16V quattro	07/92	06/94			860.600D	80 Avant 2.6 quattro	07/92	07/96			860.600D
100 Avant 2.0 E quattro	12/90	07/92			860.600D	80 Avant 2.8	09/91	01/96			860.600D
100 Avant 2.0 quattro	08/92	07/93			860.600D	80 Avant 2.8 quattro	08/92	07/95			860.600D
100 Avant 2.3	03/90	11/90			860.600D	80 Avant S2 quattro	02/93	07/95			860.600D
100 Avant 2.3 E	09/91	06/94			871.680	80 S2 quattro	02/93	12/94			860.600D
100 Avant 2.3 E quattro	09/91	06/94			860.600D	90 2.3 E 20V	04/90	07/91			860.600D
100 Avant 2.3 quattro	01/90	11/90			871.680	90 2.3 E 20V quattro	04/90	09/91			860.600D
100 Avant 2.4 D	12/90	06/94			871.680	A2 1.2 TDI	03/01	08/05	T720	874.680D	
100 Avant 2.5 TDI	01/90	06/94			871.680	A2 1.4	02/00	08/05	T720	874.680D	
100 Avant 2.6	03/92	06/94			860.600D	A2 1.4 TDI	02/00	08/05			882.LB4D
100 Avant 2.6 E quattro	08/93	07/94			860.600D	A2 1.6 FSI	05/02	08/05	T720	874.680D	
100 Avant 2.6 quattro	07/92	06/94			860.600D	A3 1.6	09/96		T510		
100 Avant 2.8 E	09/91	06/94			860.600D	A3 1.8	09/96		T600	860.530D	
100 Avant 2.8 E quattro	09/91	06/94			871.680	A3 1.8 quattro	08/98		T600	860.530D	
100 Avant S4 Turbo quattro	09/91	06/94			871.680	A3 1.8 T	12/96		T600	860.530D	
100 Avant S4 V8 quattro	10/92	06/94			860.600D	A3 1.8 T quattro	12/96		T600	860.530D	
100 S4 Turbo quattro	08/91	06/94			871.680	A3 1.9 TDI	09/96		T720	874.680D	
100 S4 V8 quattro	10/92	06/94			860.600D	A3 1.9 TDI quattro	08/00		T720	874.680D	
80 1.6	08/90	12/94			844.420D	A3 2.0 TDI	05/03		T720	874.680D	
80 1.6 E	06/93	12/94			860.600D	A3 2.0 TDI 16V	05/03		T720	874.680D	
80 1.9 TD	09/91	12/94			871.680	A3 2.0 TDI 16V quattro	08/04		T720	874.680D	
80 1.9 TDI	09/91	12/94			871.680	A3 2.0 TDI quattro	05/03		T720	874.680D	
80 2.0	10/90	12/94			860.600D	A3 3.2 V6 quattro	07/03		T720	874.680D	
80 2.0 E	09/91	12/94			860.600D	A3 Convertible 1.9 TDI	04/08		T720		
80 2.0 E 16V	03/90	12/94			860.600D	A3 Convertible 2.0 TDI	04/08		T720		
80 2.0 E 16V quattro	03/90	12/94			860.600D	A3 S3	10/01		T720	874.680D	
80 2.0 E quattro	09/91	12/94			860.600D	A3 S3 quattro	03/99		T720	874.680D	
80 2.0 quattro	10/90	07/94			860.600D	A3 Sportback 1.9 TDI	09/04		T720	874.680D	

MARCHIO E MODELLO	DA	A	Sigla identificativa			MARCHIO E MODELLO	DA	A	Sigla identificativa		
			Riferimento IRIDIUM TOP	Riferimento IRIDIUM	Senza Manutenzione				Riferimento IRIDIUM TOP	Riferimento IRIDIUM	Senza Manutenzione
AUDI cont.						AUDI cont.					
A3 Sportback 2.0 TDI	09/04		T720	874.680D		A4 Avant 1.9 DUO	03/98	09/01	T720	874.680D	
A3 Sportback 2.0 TDI 16V	09/04		T720	874.680D		A4 Avant 1.9 TDI	02/96		T720		
A3 Sportback 2.0 TDI 16V quattro	11/05		T720	874.680D		A4 Avant 1.9 TDI quattro	09/96	12/04	T720	874.680D	
A3 Sportback 2.0 TDI quattro	01/06		T720	874.680D		A4 Avant 2.0	09/01		T720	874.680D	
A3 Sportback 2.0 TFSI	09/04		T720	874.680D		A4 Avant 2.0 FSI	07/02	07/05	T720	874.680D	
A3 Sportback 2.0 TFSI quattro	09/04		T720	874.680D		A4 Avant 2.0 TDI	11/04		T720		
A3 Sportback 3.2 V6 quattro	09/04		T720	874.680D		A4 Avant 2.0 TDI 16V	11/04				882.LB4D
A3 Sportback S3 quattro	06/08		T720			A4 Avant 2.0 TDI quattro	01/06		T720		
A4 1.6	01/95	12/04	T600			A4 Avant 2.0 TFSI	11/04		T720	874.680D	
A4 1.8	01/95	11/00	T600	860.530D		A4 Avant 2.0 TFSI quattro	11/04		T720	874.680D	
A4 1.8 quattro	01/95	11/00	T600	860.530D		A4 Avant 2.4	07/95	12/04	T720	874.680D	
A4 1.8 T	01/95	12/04	T600			A4 Avant 2.4 quattro	03/97	09/01	T720	874.680D	
A4 1.8 T quattro	01/95		T720	874.680D		A4 Avant 2.5 TDI	09/97	05/06	T720	874.680D	
A4 1.8 TFSI	11/07		T720			A4 Avant 2.5 TDI quattro	09/97	12/04	T720	874.680D	
A4 1.8 TFSI quattro	09/08		T720			A4 Avant 2.6	01/96	09/01			885.L4D
A4 1.9 TDI	01/95				882.LB4D	A4 Avant 2.6 quattro	01/96	09/01			885.L4D
A4 1.9 TDI quattro	09/96	12/04			882.LB4D	A4 Avant 2.7 TDI	11/05				882.LB4D
A4 2.0	11/00		T720	874.680D		A4 Avant 2.8	03/96	09/01			885.L4D
A4 2.0 FSI	07/02	07/05	T720	874.680D		A4 Avant 2.8 quattro	01/96	10/01			885.L4D
A4 2.0 TDI	11/04		T720			A4 Avant 3.0	04/01	05/06			882.LB4D
A4 2.0 TDI 16V	11/04		T720			A4 Avant 3.0 quattro	04/01	07/06			882.LB4D
A4 2.0 TDI quattro	01/06		T720			A4 Avant 3.0 TDI quattro	11/04		T850	892.760	
A4 2.0 TFSI	11/04		T720	874.680D		A4 Avant 3.2 FSI	01/05		T720	874.680D	
A4 2.0 TFSI quattro	11/04		T720	874.680D		A4 Avant 3.2 FSI quattro	01/05		T720	874.680D	
A4 2.4	07/95	12/04	T720	874.680D		A4 Avant RS4	05/00		T850	892.760	
A4 2.4 quattro	03/97	11/00	T720	874.680D		A4 Avant S4 quattro	09/97		T720	874.680D	
A4 2.5 TDi	09/97	05/06	T720	874.680D		A4 Convertible 1.8 T	07/02		T720	874.680D	
A4 2.5 TDI quattro	09/97	12/04	T850	892.760		A4 Convertible 1.8 T quattro	05/03		T720	874.680D	
A4 2.6	01/95	11/00			885.L4D	A4 Convertible 2.0	09/04		T720	874.680D	
A4 2.6 quattro	01/95	11/00			885.L4D	A4 Convertible 2.0 TDI	01/06		T720		
A4 2.7 TDI	11/05				882.LB4D	A4 Convertible 2.0 TFSI 16V	01/06		T720	874.680D	
A4 2.8	09/95	11/00			885.L4D	A4 Convertible 2.4	04/02	12/05	T720	874.680D	
A4 2.8 quattro	01/95	11/00			885.L4D	A4 Convertible 2.5 TDI	08/02	12/05	T720	874.680D	
A4 3.0	11/00	05/06			882.LB4D	A4 Convertible 2.7 TDI	06/06		T850		
A4 3.0 quattro	11/00	07/06	T850	892.760		A4 Convertible 3.0	04/02	12/05			882.LB4D
A4 3.0 TDI quattro	11/04		T850	892.760		A4 Convertible 3.0 quattro	05/03	12/05	T720	874.680D	
A4 3.2 FSI	01/05		T720	874.680D		A4 Convertible 3.0 TDI quattro	01/06		T850		
A4 3.2 FSI quattro	01/05		T720	874.680D		A4 Convertible 3.2 FSI	01/06		T720	874.680D	
A4 Avant 1.6	03/96	12/04	T600			A4 Convertible 3.2 FSI quattro	01/06		T720	874.680D	
A4 Avant 1.8	07/95	09/01	T600	860.530D		A4 Convertible RS4	06/06			910.950D	
A4 Avant 1.8 quattro	07/95	09/01	T600	860.530D		A4 Convertible S4 quattro	03/04		T850	892.760	
A4 Avant 1.8 T	03/96	12/04	T600			A4 RS4 quattro	09/05			910.950D	
A4 Avant 1.8 T quattro		12/04	T600	860.530D		A4 S4 quattro	09/97		T850	892.760	
A4 Avant 1.8 TFSI	04/08		T720			A5 1.8 TFSI	10/07		T850		
A4 Avant 1.8 TFSI quattro	09/08		T720			A5 2.7 TDI	06/07			910.950D	

MARCHIO E MODELLO	DA	A	Sigla identificativa			MARCHIO E MODELLO	DA	A	Sigla identificativa			
			Riferimento IRIDIUM TOP	Riferimento IRIDIUM	Senza Manutenzione				Riferimento IRIDIUM TOP	Riferimento IRIDIUM	Senza Manutenzione	
AUDI cont.						AUDI cont.						
A5 3.0 TDI quattro	06/07			910.950D		A6 3.0 TFSI quattro	10/08		T850			
A5 3.2 FSI	06/07			910.950D		A6 3.2 FSI	05/04	10/08	T850	892.760		
A5 3.2 FSI quattro	06/07			910.950D		A6 3.2 FSI quattro	05/04	10/08	T850	892.760		
A5 Convertible 2.7 TDI	03/09		T850			A6 3.7	03/99	01/05	T850	892.760		
A5 Convertible 3.0 TDI quattro	03/09		T850			A6 3.7 quattro	03/99	01/05	T850	892.760		
A5 Convertible 3.2 FSI	03/09		T850			A6 4.2 FSI quattro	06/06		T850			
A5 Convertible 3.2 FSI quattro	03/09		T850			A6 4.2 quattro	11/98	05/06	T850	892.760		
A5 Convertible S5 quattro	06/09		T850			A6 Allroad 2.7 TDI quattro	05/06		T850			
A5 S5 quattro	06/07			910.950D		A6 Allroad 3.0 TDI quattro	05/06		T850			
A5 Sportback 2.7 TDI	09/09		T850			A6 Allroad 3.0 TFSI quattro	10/08		T850			
A5 Sportback 3.0 TDI quattro	09/09		T850			A6 Allroad 3.2 FSI quattro	05/06		T850			
A5 Sportback 3.2 FSI quattro	09/09		T850			A6 Allroad 4.2 FSI quattro	05/06		T850			
A6 1.8	12/95	01/05	T720	874.680D		A6 Avant 1.8	12/95	01/05	T600	860.530D		
A6 1.8 quattro	12/95	10/97	T720	874.680D		A6 Avant 1.8 quattro	12/95	12/97	T720	874.680D		
A6 1.8 T	01/97	01/05	T720	874.680D		A6 Avant 1.8 T	12/97	01/05	T720	874.680D		
A6 1.8 T quattro	02/97	01/05	T720	874.680D		A6 Avant 1.8 T quattro	12/97	01/05	T720	874.680D		
A6 1.9 TDI	06/94	01/05	T720	874.680D		A6 Avant 1.9 TDI	06/94	01/05	T720	874.680D		
A6 2.0	06/94	01/05	T720	874.680D		A6 Avant 2.0	06/94	01/05	T720	874.680D		
A6 2.0 16V	06/94	10/97	T720	874.680D		A6 Avant 2.0 16V	06/94	12/97	T720	874.680D		
A6 2.0 16V quattro	06/94	10/97	T720	874.680D		A6 Avant 2.0 16V quattro	06/94	12/97	T720	874.680D		
A6 2.0 TDI			T850	892.760		A6 Avant 2.0 TDI			T850	892.760		
A6 2.0 TFSI	06/05		T850	892.760		A6 Avant 2.0 TFSI	06/05		T850	892.760		
A6 2.3	06/94	12/95	T720	874.680D		A8 3.2 FSI	06/05			910.950D		
A6 2.3 quattro	06/94	12/95	T720	874.680D		A8 3.2 FSI quattro	06/05			910.950D		
A6 2.4	07/95	10/08	T850	892.760		A8 3.3 TDI quattro	06/00	09/02		910.950D		
A6 2.4 quattro	02/97	10/08	T850	892.760		A8 3.7	07/95	09/02		910.950D		
A6 2.5 TDi	06/94	01/05	T850	892.760		A8 3.7 quattro	07/95			910.950D		
A6 2.5 TDI quattro	10/95	01/05	T850	892.760		A8 4.0 TDI quattro	03/03			910.950D		
A6 2.6	06/94	10/97	T720	874.680D		A8 4.2 FSI quattro	06/06			910.950D		
A6 2.6 quattro	06/94	10/97	T850	892.760		A8 4.2 quattro			T850	892.760		
A6 2.7	05/01	07/04	T720	874.680D		A8 4.2 TDI quattro	07/05			910.950D		
A6 2.7 quattro	05/01	07/04	T720	874.680D		A8 6.0 W12 quattro	01/01			910.950D		
A6 2.7 T	02/99	01/05	T850	892.760		A8 S 8 quattro	07/96	09/02		910.950D		
A6 2.7 T quattro	12/97	01/05	T850	892.760		A8 S8	06/06		T850			
A6 2.7 TDI			T850	892.760		ALLROAD 2.5 TDI quattro	05/00	08/05				882.LB4D
A6 2.7 TDI quattro	11/04		T850	892.760		ALLROAD 2.7 quattro	09/00	08/05				882.LB4D
A6 2.8	06/94	01/05	T720	874.680D		ALLROAD 2.7 T quattro	05/00	08/05				882.LB4D
A6 2.8 24V	05/97	07/99	T850	892.760		ALLROAD 4.2 V8 quattro	07/02	08/05				882.LB4D
A6 2.8 FSI	11/06		T850			CABRIOLET 1.8	01/97	08/00				871.680
A6 2.8 FSI quattro	06/07		T850			CABRIOLET 1.9 TDI	06/95	08/00				871.680
A6 2.8 quattro	06/94	01/05	T850	892.760		CABRIOLET 2.0 16V	06/95	07/96				871.680
A6 3.0	08/01	05/06	T850	892.760		CABRIOLET 2.0 E	01/93	07/98				871.680
A6 3.0 quattro	06/01	05/06	T720	874.680D		CABRIOLET 2.3 E	05/91	07/94				871.680
A6 3.0 TDI	06/06		T850			CABRIOLET 2.6	06/93	08/00				871.680
A6 3.0 TDI quattro			T850	892.760		CABRIOLET 2.8	11/92	08/00				871.680

MARCHIO E MODELLO	DA	A	Sigla identificativa			MARCHIO E MODELLO	DA	A	Sigla identificativa		
			Riferimento IRIDIUM TOP	Riferimento IRIDIUM	Senza Manutenzione				Riferimento IRIDIUM TOP	Riferimento IRIDIUM	Senza Manutenzione
AUDI cont.						BMW cont.					
COUPE 2.0	03/90	07/90			871.680	V8 4.2 quattro	10/91	02/94	T850	892.760	
COUPE 2.0 16 V	01/92	12/96			871.680	80 Avant RS2 quattro	03/94	05/95			860.600D
COUPE 2.3	03/90	12/96			871.680						
COUPE 2.3 20V	08/90	07/91			871.680						
COUPE 2.3 20V quattro	05/90	12/96			871.680						
COUPE 2.3 quattro	05/90	12/96			871.680						
COUPE 2.6	08/92	12/96			871.680						
COUPE 2.6 quattro	08/92	12/96			871.680	1 118d	09/04				885.L4D
COUPE 2.8	09/91	12/96			871.680	1 120d	09/04				885.L4D
COUPE 2.8 quattro	08/91	12/96			871.680	1 3.0	03/05	07/05	T720	874.680D	
COUPE S2 quattro	09/90	12/96			871.680	3 316 i	09/90	02/05			860.600D
Q5 2.0 TDI	11/08			910.950D		3 318 d	09/01	02/05			885.L4D
Q5 2.0 TFSI	11/08			910.950D		3 318 i	12/90	03/07			885.L4D
Q5 3.0 TDI	11/08			910.950D		3 318 is	03/93	02/98			860.600D
Q5 3.2 FSI	11/08			910.950D		3 318 tds	01/95	02/98			871.680
Q7 3.0 TDI	03/06			910.950D		3 318d	09/05				885.L4D
Q7 3.6 FSI	08/06			910.950D		3 320 d	04/98				885.L4D
Q7 4.2 FSI	03/06			910.950D		3 320 i	09/90	03/07	T720	874.680D	
Q7 4.2 TDI	03/07			910.950D		3 323 i	03/98	09/00	T720	874.680D	
Q7 6.0 TDI	09/08			910.950D		3 323 i 2.5	03/95	02/98	T720	874.680D	
R8 4.2 FSI quattro	04/07			910.950D		3 323i	04/06	06/07	T720	874.680D	
R8 5.2 FSI quattro	04/09			910.950D		3 325 i	09/90		T720		
R8 5.2 quattro	10/09			910.950D		3 325 td	09/91	02/98	T850	892.760	
R8 Spyder 4.2 FSI quattro	02/10			910.950D		3 325 tds	05/93	02/98	T850	892.760	
R8 Spyder 5.2 FSI quattro	02/10			910.950D		3 325 xi	09/00	02/05			885.L4D
TT 1.8 T	10/98	06/06	T600	860.530D		3 325d	09/06		T850		
TT 1.8 T quattro	10/98	06/06	T600	860.530D		3 325xi	01/05		T720		
TT 1.8 TFSI	06/08				882.LB4D	3 328 i	01/95	06/00	T720	874.680D	
TT 2.0 quattro	05/08				882.LB4D	3 328i	07/05	11/07	T720	874.680D	
TT 2.0 TDI quattro	06/08				882.LB4D	3 330 d	10/99		T850	892.760	
TT 2.0 TFSI	10/06				882.LB4D	3 330 i	06/00		T720		
TT 2.0 TFSI quattro	06/08				882.LB4D	3 330 xd	06/00		T850	892.760	
TT 2.5 TFSI quattro	05/09				882.LB4D	3 330 xi	06/00	02/05	T720	874.680D	
TT 3.2 V6 quattro	10/06		T720			3 330xi	01/05		T720		
TT Roadster 1.8 T	10/99	06/06	T600	860.530D		3 335d	09/06		T850		
TT Roadster 1.8 T quattro	10/99	06/06	T600	860.530D		3 335i	09/06		T720		
TT Roadster 1.8 TFSI	06/08				882.LB4D	3 Compact 1.6 Ti	06/02	02/05	T510		
TT Roadster 2.0 quattro	05/08				882.LB4D	3 Compact 2.0 TD	10/01	12/02			885.L4D
TT Roadster 2.0 TDI quattro	06/08				882.LB4D	3 Compact 316 g	12/95	08/00			860.600D
TT Roadster 2.0 TFSI	02/07				882.LB4D	3 Compact 316 i	03/94	08/00			860.600D
TT Roadster 2.0 TFSI quattro	06/08				882.LB4D	3 Compact 316 ti	06/01	02/05			860.600D
TT Roadster 2.5 TFSI quattro	05/09				882.LB4D	3 Compact 318 td	03/03	02/05			885.L4D
TT Roadster 3.2 V6 quattro	02/07				882.LB4D	3 Compact 318 tds	01/95	08/00	T850	892.760	
TT Roadster 3.2 VR6 quattro	07/03	06/06	T720	874.680D		3 Compact 318 ti	11/94	02/05	T720	874.680D	
V8 3.6 quattro	04/93	02/94	T850	892.760		3 Compact 320 td	09/01	02/05			885.L4D

MARCHIO E MODELLO	DA	A	Sigla identificativa			MARCHIO E MODELLO	DA	A	Sigla identificativa		
			Riferimento IRIDIUM TOP	Riferimento IRIDIUM	Senza Manutenzione				Riferimento IRIDIUM TOP	Riferimento IRIDIUM	Senza Manutenzione
BMW cont.						BMW cont.					
3 Compact 323 ti	08/97	08/00	T720	874.680D		3 Coupe M3 CSL	06/03		T720		
3 Compact 325 ti	06/01	02/05			885.L4D	3 M3 3.0	08/94	09/95	T720	874.680D	
3 Convertible 318 Ci	09/01				882.LB4D	3 M3 3.2	09/95	02/98	T720	874.680D	
3 Convertible 318 i	09/90	04/99			860.600D	3 M3 EVO II 2.5	01/90	01/92	T720	874.680D	
3 Convertible 320 Cd	02/05				885.L4D	3 Touring 316 i	09/91	02/05			860.600D
3 Convertible 320 Ci	09/00				885.L4D	3 Touring 318 d	03/02	02/05			885.L4D
3 Convertible 320 i	12/93	04/99			871.680	3 Touring 318 i	07/95	02/05	T720	874.680D	
3 Convertible 323 Ci	04/00	09/00	T720	874.680D		3 Touring 318 tds	01/95	10/99			871.680
3 Convertible 323 i 2.5	06/95	04/99	T720	874.680D		3 Touring 318d	09/05				885.L4D
3 Convertible 325 Ci	09/00		T720			3 Touring 318i	01/06				885.L4D
3 Convertible 325 i	03/93	03/95			871.680	3 Touring 320 d	03/00	02/05			885.L4D
3 Convertible 328 i	03/95	04/99	T720	874.680D		3 Touring 320 i	01/95	02/05	T720	874.680D	
3 Convertible 330 Cd	08/05		T850	892.760		3 Touring 320d	09/05				885.L4D
3 Convertible 330 Ci	06/00		T720			3 Touring 323 i 2.5	09/95	10/99	T720	874.680D	
3 Convertible M3 3.0	01/94	10/95	T720	874.680D		3 Touring 323i	04/06	06/07	T720	874.680D	
3 Convertible M3 3.2	10/95				885.L4D	3 Touring 325 i	09/00	02/05			885.L4D
3 Coupe 316 Ci	04/00		T720			3 Touring 325 tds	01/95	10/99	T850	892.760	
3 Coupe 316 i	09/93	04/99			860.600D	3 Touring 325 xi	09/00	02/05			885.L4D
3 Coupe 318 Ci	11/99		T720			3 Touring 325d	09/06		T850		
3 Coupe 318 is	03/92	04/99			860.600D	3 Touring 325i	09/05		T720		
3 Coupe 320 Cd	11/03				885.L4D	3 Touring 325xi	09/05		T720		
3 Coupe 320 Ci	08/99				885.L4D	3 Touring 328 i	01/95	06/00	T720	874.680D	
3 Coupe 320 i	03/92	06/07			871.680	3 Touring 330 d	10/99	02/05	T850	892.760	
3 Coupe 323 Ci	04/99	09/00	T720	874.680D		3 Touring 330 i	06/00	02/05	T720	874.680D	
3 Coupe 323 i 2.5	03/95	04/99	T720	874.680D		3 Touring 330 xd	06/00	02/05	T850	892.760	
3 Coupe 323i	06/06				885.L4D	3 Touring 330 xi	06/00	02/05	T720	874.680D	
3 Coupe 325 Ci	09/00		T720			3 Touring 330d	09/05		T850	892.760	
3 Coupe 325 i	03/92	04/99			871.680	3 Touring 330i	09/05				885.L4D
3 Coupe 325i	09/06		T720			3 Touring 330xd	09/05				885.L4D
3 Coupe 325xi	09/06		T720			3 Touring 330xi	09/05		T720		
3 Coupe 328 Ci	04/99	06/00	T720	874.680D		3 Touring 335d	09/06		T850		
3 Coupe 328 i	01/95	04/99	T720	874.680D		3 Touring 335i	09/06		T720		
3 Coupe 328i	08/06	11/07	T720	874.680D		5 3.0	03/05				885.L4D
3 Coupe 330 Cd	03/03		T850	892.760		5 520 d	02/00	06/03	T850	892.760	
3 Coupe 330 Ci	06/00		T720			5 520 i	01/96	06/03			885.L4D
3 Coupe 330 xi	06/00		T720			5 520d	07/05		T850	892.760	
3 Coupe 330d	09/06		T850			5 520i	07/03				885.L4D
3 Coupe 330i	09/06		T720			5 523 i	11/95	09/00	T720	874.680D	
3 Coupe 330xd	09/06		T850			5 523i	07/05		T850	892.760	
3 Coupe 330xi	09/06		T720			5 525 d	02/00	06/03	T850	892.760	
3 Coupe 335d	09/06		T850			5 525 i	09/00	06/03	T720	874.680D	
3 Coupe 335i	09/06		T720			5 525 i X 24V	10/91	09/95			871.680
3 Coupe 335xi	09/06		T720			5 525 td	04/93	06/03	T850	892.760	
3 Coupe M3 3.0	10/92	10/95	T720	874.680D		5 525 tds	09/91	06/03	T850	892.760	
3 Coupe M3 3.2	10/95				885.L4D	5 525d	06/04		T850	892.760	

MARCHIO E MODELLO	DA	A	Sigla identificativa			MARCHIO E MODELLO	DA	A	Sigla identificativa		
			Riferimento IRIDIUM TOP	Riferimento IRIDIUM	Senza Manutenzione				Riferimento IRIDIUM TOP	Riferimento IRIDIUM	Senza Manutenzione
BMW cont.						BMW cont.					
5 525i	09/03				885.L4D	5 Touring 550i	07/05		T850	892.760	
5 525xi	07/05				885.L4D	5 Touring M5 3.8	09/94	01/97	T850	892.760	
5 528 i	11/95	09/00			885.L4D	6 630i	09/04			910.950D	
5 530 d	08/98	06/03	T850	892.760		6 645Ci	01/04			910.950D	
5 530 i	09/00	06/03	T850	892.760		6 650i	07/05			910.950D	
5 530 i V8	09/92	09/95	T850	892.760		6 Convertible 630i	09/04			910.950D	
5 530d	07/03		T850	892.760		6 Convertible 645Ci	04/04			910.950D	
5 530i	07/03		T850	892.760		6 Convertible 650i	07/05			910.950D	
5 530xd	07/05		T850	892.760		6 Convertible M6	07/06			910.950D	
5 530xi	07/05				885.L4D	6 M6	09/05			910.950D	
5 535 i	04/96	06/03			885.760	7 725 tds	04/96	11/01	T850	892.760	
5 535d	09/04		T850	892.760		7 728 i,iL	08/95	11/01	T850	892.760	
5 540 i	04/96	06/03			885.760	7 728i X	11/95	09/01	T850	892.760	
5 540 i V8	09/92	09/95			885.760	7 730 d	08/98	11/01	T850	892.760	
5 540i	07/05		T850	892.760		7 730 i,iL	10/94	11/01	T850	892.760	
5 545i	09/03		T850	892.760		7 730 i,iL V8	04/92	09/94	T850	892.760	
5 550i	07/05		T850	892.760		7 735 i,iL	01/96	11/01	T850	892.760	
5 M5	03/92		T850	892.760		7 735 i,Li	11/01		T850	892.760	
5 Touring 518 g	11/95	06/96	T600	860.530D		7 740 d	05/99	11/01	T850	892.760	
5 Touring 518 i	03/93	01/97	T600	860.530D		7 740 i,iL	10/94	11/01	T850	892.760	
5 Touring 520 d	02/00	09/03			885.L4D	7 740 i,iL V8	04/92	09/94	T850	892.760	
5 Touring 520 i	11/91	05/04	T850	892.760		7 745 i,Li	11/01		T850	892.760	
5 Touring 520d	07/05		T850	892.760		7 750 i,iL	12/94	11/01	T850	892.760	
5 Touring 520i	06/04				885.L4D	8 840 Ci	01/96	12/99			871.680
5 Touring 523 i	01/97	09/00	T720	874.680D		8 840 i	02/93	02/96			871.680
5 Touring 523i	07/05				885.L4D	8 850 Ci	09/94	12/99			871.680
5 Touring 525 d	02/00	05/04	T850	892.760		8 850 CSi	04/93	12/96			871.680
5 Touring 525 i	11/91	05/04	T850	892.760		8 850 i,Ci	04/90	10/94			871.680
5 Touring 525 i X	02/92	01/97			871.680	X3 2.0 d	10/04		T850	892.760	
5 Touring 525 td	03/93	01/97	T850	892.760		X3 2.0 i	07/05				885.L4D
5 Touring 525 tds	12/91	05/04	T850	892.760		X3 2.5 i	01/04				885.L4D
5 Touring 525d	06/04		T850	892.760		X3 2.5 si	09/06				885.L4D
5 Touring 525i	06/04				885.L4D	X3 3.0 d	01/04		T850	892.760	
5 Touring 525xi	07/05				885.L4D	X3 3.0 i	01/04		T850	892.760	
5 Touring 528 i	01/97	09/00			885.L4D	X3 3.0 sd	09/06		T850		
5 Touring 530 d	08/98	05/04	T850	892.760		X3 3.0 si	09/06				885.L4D
5 Touring 530 i	09/00	05/04	T850	892.760		X5 3.0 d	05/01		T850	892.760	
5 Touring 530 i V8	09/92	01/97			885.760	X5 3.0 i	05/00		T850	892.760	
5 Touring 530d	06/04		T850	892.760		X5 4.4 i	05/00		T850	892.760	
5 Touring 530i	06/04		T850	892.760		X5 4.6 is	02/02		T850	892.760	
5 Touring 530xd	07/05		T850	892.760		X5 4.8 is	04/04		T850	892.760	
5 Touring 530xi	07/05		T850	892.760		Z3 1.8	10/95	10/98	T720	874.680D	
5 Touring 535d	09/04		T850	892.760		Z3 1.9	10/95	01/03	T720	874.680D	
5 Touring 540 i	09/93	05/04	T850	892.760		Z3 2.0	04/99	01/03	T720	874.680D	
5 Touring 545i	06/04		T850	892.760		Z3 2.2	08/00	01/03	T720	874.680D	

MARCHIO E MODELLO	DA	A	Sigla identificativa			MARCHIO E MODELLO	DA	A	Sigla identificativa		
			Riferimento IRIDIUM TOP	Riferimento IRIDIUM	Senza Manutenzione				Riferimento IRIDIUM TOP	Riferimento IRIDIUM	Senza Manutenzione
BMW cont.						CHEVROLET cont.					
Z3 2.8	04/97	06/00	T720	874.680D		CORVETTE Z06 7.0	03/06				870.600S
Z3 3.0	06/00	01/03	T720	874.680D		CORVETTE Cabriolet 6.0	09/04				870.600S
Z3 3.2 M	04/00	04/01	T720	874.680D		EPICA 2.0	06/06				875.D26S
Z3 Coupe 2.8	07/97	06/00	T720	874.680D		EPICA 2.0	08/06				875.D26S
Z3 Coupe 3.0	06/00	06/03	T720	874.680D		EPICA 2.0	01/05	12/06			875.D26S
Z3 Coupe M	02/98	06/03	T720	874.680D		EPICA 2.0	08/06				875.D26S
Z3 M	03/97	06/01	T720	874.680D		EPICA 2.0	01/05	12/06			875.D26S
Z3 M 3.2	06/01	01/03	T720	874.680D		EPICA 2.5	06/06				875.D26S
Z4 2.0 i	04/05				885.L4D	EPICA 2.0 D	01/07				895.760S
Z4 2.2 i	10/03		T720			EVANDA 2.0	03/05		T600	860.530D	
Z4 2.5 i	02/03		T720			IMPALA 3.4 V6	01/99				875.D26S
Z4 2.5 si	01/06		T720			IMPALA 3.8 V6	01/99				875.D26S
Z4 3.0 i	02/03		T720			KALOS 1.2	03/05				860.510S
Z4 3.0 si	01/06		T720			KALOS 1.4	03/05				860.510S
Z4 3.2 M	03/06		T720			KALOS 1.4 16V	03/05				860.510S
Z4 Coupe 3.0 si	03/06		T720			KALOS 1.6	06/06	05/08			860.510S
Z4 Coupe 3.2 M	03/06		T720			KALOS Tre volumi 1.2	03/05				860.510S
Z8 4.9	06/00	06/03	T850	892.760		KALOS Tre volumi 1.4	03/05				860.510S
						KALOS Tre volumi 1.4 16V	03/05				860.510S
CHEVROLET						LACETTI 1.4 16V	03/05				860.510S
						LACETTI 1.6	03/05				860.510S
						LACETTI 1.8	08/05				860.510S
						LACETTI 1.8	03/05				860.510S
AVEO Tre volumi 1.2	03/06				860.540S	LACETTI 2.0 D	01/07				860.510S
AVEO Tre volumi 1.4	03/06				860.540S	LUMINA APV 2.3	10/93	07/96			875.D26S
AVEO Tre volumi 1.4	01/08				860.540S	LUMINA APV 2.3	12/92	07/96			875.D26S
AVEO Tre volumi 1.5	05/05				860.540S	LUMINA APV 3.8	12/92	07/96			875.D26S
AVEO Tre volumi 1.6	12/04	09/06			860.540S	MALIBU '69 3.7	01/80	12/83			875.D26S
AVEO 2 volumi /Coda spiovente 1.2	04/08				860.540S	MALIBU '69 5.0	01/80	12/83			875.D26S
AVEO 2 volumi /Coda spiovente 1.4	04/08				860.540S	MATIZ 0.8	03/05				535.20
BLAZER S '82 2.8 4WD	09/82	12/89	T600	860.530D		MATIZ 1.0	03/05				535.20
BLAZER S '82 4.3	09/88	08/94	T600	860.530D		MATIZ 1.0	03/05				535.20
BLAZER '94 4.3 V6 4 ruote motrici	01/94				870.600S	NUBIRA Tre volumi 1.4	01/05				860.510S
CAPTIVA 2.4	06/06				895.760S	NUBIRA Tre volumi 1.5	01/05				860.510S
CAPTIVA 2.4 4WD	06/06				895.760S	NUBIRA Tre volumi 1.6	03/05				860.510S
CAPTIVA 2.4	12/06				895.760S	NUBIRA Tre volumi 1.8	01/06				860.510S
CAPTIVA 2.4 4WD	12/06				895.760S	NUBIRA Tre volumi 1.8	03/05				860.510S
CAPTIVA 3.2 4WD	06/06				895.760S	NUBIRA Tre volumi 2.0	01/05				860.510S
CAPTIVA 2.0 D	10/06				895.760S	NUBIRA Tre volumi 2.0 D	01/05				860.510S
CAPTIVA 2.0 D	09/07				895.760S	NUBIRA Station wagon 1.5	01/05				860.510S
CAPTIVA 2.0 D 4WD	10/06				895.760S	NUBIRA Station wagon 1.6	03/05				860.510S
CORSICA 2.2	01/91	12/96			860.510S	NUBIRA Station wagon 1.8	08/05				860.510S
CORSICA 2.2	01/94	12/96			860.510S	NUBIRA Station wagon 1.8	03/05				860.510S
CORSICA 3.1	04/87	Dec-96			860.510S	NUBIRA Station wagon 2.0	01/05				860.510S
CORVETTE 6.0	09/04				870.600S	NUBIRA Station wagon 2.0 D	01/07				860.510S

MARCHIO E MODELLO	DA	A	Sigla identificativa			MARCHIO E MODELLO	DA	A	Sigla identificativa		
			Riferimento IRIDIUM TOP	Riferimento IRIDIUM	Senza Manutenzione				Riferimento IRIDIUM TOP	Riferimento IRIDIUM	Senza Manutenzione
CHRYSLER						CHRYSLER					
						cont.					
300 C 2.7	09/04				885.L4D	STRATUS Convertible 2.5 LX	04/96	04/01			870.600S
300 C 3.0 CRD	09/05		T850	892.760		VIPER 8.0	08/92				870.600S
300 C 3.5	09/04				885.L4D	VIPER Convertible 8.0	10/91				870.600S
300 C 5.7	09/04				885.L4D	VISION 3.5 TSi	09/93				860.510S
300 C 6.1 SRT8	06/05				885.L4D	VOYAGER 2.5 i	08/90	09/95			870.600S
300 C Touring 2.7	09/04				885.L4D	VOYAGER 2.5 TD	01/92	09/95			870.600S
300 C Touring 3.0 CRD	09/05		T850	892.760		VOYAGER 3.0	10/90	09/95			870.600S
300 C Touring 3.5	09/04				885.L4D	VOYAGER 3.3 i	08/90	09/95			870.600S
300 C Touring 3.5 AWD	09/04				885.L4D	VOYAGER 3.3 i AWD	08/90	09/95			870.600S
300 C Touring 5.7	09/04				885.L4D	VOYAGER Mk II 2.0 i	01/95	03/01			870.600S
300 C Touring 5.7 AWD	04/05				885.L4D	VOYAGER Mk II 2.4 AWD	02/97	03/01			870.600S
300 C Touring 6.1 SRT8	06/05				885.L4D	VOYAGER Mk II 2.4 i	01/95	03/01			870.600S
300 M 2.7 V6 24V	11/98	09/04	T720	874.680D		VOYAGER Mk II 2.5 TD	01/95	03/01			870.600S
300 M 3.5 V6 24V	07/98	09/04	T720	874.680D		VOYAGER Mk II 2.5 TDiC AWD	10/95	03/01			870.600S
CROSSFIRE 3.2	07/03		T720	874.680D		VOYAGER Mk II 3.0	01/95	03/01			870.600S
CROSSFIRE Roadster 3.2	05/04		T720	874.680D		VOYAGER Mk II 3.3 i	01/95	03/01			870.600S
CROSSFIRE Roadster SRT-6	09/04		T720	874.680D		VOYAGER Mk II 3.8 i AWD	01/95	03/01			870.600S
CROSSFIRE SRT-6	09/04		T720	874.680D		VOYAGER Mk III 2.4	02/00				870.600S
LE BARON BARON 3.0 i V6	01/90	12/94			870.600S	VOYAGER Mk III 2.5 CRD	02/00				870.600S
LE BARON BARON Convertible 3.0 i V6	01/90	12/96			870.600S	VOYAGER Mk III 2.8 CRD	06/04				870.600S
LE BARON BARON Coupe 3.0 i V6	01/90	12/93			870.600S	VOYAGER Mk III 3.3	02/00				870.600S
NEON 1.8 16V	09/97	08/99			860.510S	VOYAGER Mk III 3.3 AWD	02/00				870.600S
NEON 2.0	10/96	09/00			870.600S	VOYAGER Mk III 3.3 Flex-Fuel	02/00				870.600S
NEON 2.0 16V	05/94	08/99			860.510S	VOYAGER Mk III 3.8	02/00				870.600S
NEON Mk II 1.6	11/01		T510			VOYAGER Mk III 3.8 AWD	02/00				870.600S
NEON Mk II 2.0 16V	08/99				870.600S						
NEON Mk II 2.0 16V R/T	10/01		T510								
NEON Mk II 2.4	10/01	09/05			870.600S						
NEW YORKER 3.5 i 24V	04/93	09/98			875.D26S						
PT CRUISER 1.6	11/01		T510								
PT CRUISER 2.0	06/00				860.600D						
PT CRUISER 2.2 CRD	03/02		T720	874.680D		AX 1.4 4x4	08/92	04/94	T510	850.450D / 844.360D	
PT CRUISER 2.4	06/00				860.600D						
PT CRUISER Convertible 2.4	03/04				860.600D	AX 1.4 Allure	08/92	04/94	T510	850.450D / 844.360D	
PT CRUISER Convertible 2.4 GT	03/04				860.600D						
PT CRUISER GT 2.4	08/03		T600			AX 1.4 D 4x4	06/91	07/92	T510	850.450D / 844.360D	
SEBRING 2.0	04/01				870.600S						
SEBRING Convertible 2.0	04/01				870.600S	AX 1.4 GTi		12/96	T510	850.450D / 844.360D	
STRATUS 2.0 16V	12/95				870.600S						
STRATUS 2.0 LE	12/95	04/01			870.600S	AX 11 4x4	06/91	07/92	T510	850.450D / 844.360D	
STRATUS 2.4 16 V	12/95	04/01			870.600S						
STRATUS 2.4 16V	12/95				870.600S	AX 14 4x4	08/91	12/96	T510	850.450D / 844.360D	
STRATUS 2.5 LX V6	12/95	04/01			870.600S	AX 14 D	08/91	12/97	T600	860.530D	
STRATUS 2.5 V6	12/95				870.600S	AX 15 D	08/94	12/97	T600	860.530D	
STRATUS Convertible 2.0 LE	06/96	04/01			870.600S	BERLINGO 1.4	11/02		T510	850.450D	

MARCHIO E MODELLO	DA	A	Sigla identificativa			MARCHIO E MODELLO	DA	A	Sigla identificativa		
			Riferimento IRIDIUM TOP	Riferimento IRIDIUM	Senza Manutenzione				Riferimento IRIDIUM TOP	Riferimento IRIDIUM	Senza Manutenzione
CITROEN cont.						CITROEN cont.					
BERLINGO 1.4 bivalent			T510	850.450D		C25 Bus 2.0	02/91	02/94	T850	892.760	
BERLINGO 1.4 GNC	11/02		T510	850.450D		C25 Flatbed / Chassis 1.9 DT	10/91	01/94	T850	892.760	
BERLINGO 1.4 i bivalent	04/03		T510	850.450D		C3 1.1	11/09		T510	850.450D	
BERLINGO 1.6	11/02		T510	850.450D		C3 1.1 i	02/02		T510	850.450D	
BERLINGO 1.6 HDI 110	08/05		T600			C3 1.4	11/09		T510	850.450D	
BERLINGO 1.6 HDI 75	07/05		T600			C3 1.4 16V	12/03		T510	850.450D	
BERLINGO 1.6 HDI 90	07/05		T600			C3 1.4 16V HDi	02/02		T600		
BERLINGO 1.8 D	11/96		T600	860.530D		C3 1.4 HDi	02/02		T600		
BERLINGO 1.9 D	07/96		T600	860.530D		C3 1.4 i	02/02		T510	850.450D	
BERLINGO 2.0 HDi	11/02	10/05	T720	874.680D		C3 1.4 i bivalent	02/02		T510	850.450D	
BERLINGO Box 1.4	11/02		T510	850.450D		C3 1.6 16V	02/02		T510	850.450D	
BERLINGO Box 1.4 bivalent	11/02		T510	850.450D		C3 1.6 16V HDi	09/05		T600		
BERLINGO Box 1.4 i bivalent	04/03		T510	850.450D		C3 Picasso 1.4	02/09		T510	850.450D	
BERLINGO Box 1.6	04/08		T510	850.450D		C3 Picasso 1.6 HDi	10/05		T600		
BERLINGO Box 1.6 16V	10/00		T510	850.450D		C3 Pluriel 1.4	05/03		T510	850.450D	
BERLINGO Box 1.6 HDI 75	07/05		T600			C3 Pluriel 1.4 HDi	04/04		T600		
BERLINGO Box 1.6 HDI 90	07/05		T600			C3 Pluriel 1.6	05/03		T510	850.450D	
BERLINGO Box 1.8 i	08/99	10/02	T510	850.450D		C4 1.4 16V	11/04		T510	850.450D	
BERLINGO Box 1.9 D	07/96		T600	860.530D		C4 1.6 16V	11/04		T510	850.450D	
BERLINGO Box 1.9 D 70 4WD	07/98		T600	860.530D		C4 1.6 16V Bio-Flex	09/07		T510	850.450D	
BERLINGO Box 2.0 HDI 90 4WD	11/00		T720	874.680D		C4 1.6 HDi	11/04		T600		
BX 1.9 All-wheel Drive	02/92	06/94	T600	860.530D		C4 1.6 THP 140	07/08		T510	850.450D	
BX 1.9 GTi	01/90	01/92	T600	860.530D		C4 1.6 THP 150	07/08		T510	850.450D	
BX Break 1.9 DT TXD	02/92	12/94	T600	860.530D		C4 1.6 VTi 120	07/08		T510	850.450D	
BX Break 1.9 GTi 4x4	02/92	06/94	T600	860.530D		C4 2.0 16V	11/04		T600		
BX Break 1.9 TZi	02/92	12/94	T600	860.530D		C4 2.0 HDi	11/04		T600		
BX Break 19 4x4	10/90	05/91	T600	860.530D		C4 Coupe 1.4 16V	11/04		T510	850.450D	
C1 1.0	06/05		T390			C4 Coupe 1.6 16V	11/04		T510	850.450D	
C1 1.4 HDi	06/05		T510	850.450D		C4 Coupe 1.6 HDi	11/04		T600		
C15 1.0 E	11/92	07/96	T510	850.450D		C4 Coupe 1.6 THP 150	07/08		T510	850.450D	
C15 1.4 i	05/91	12/96	T510	850.450D		C4 Coupe 1.6 VTi 120	07/08		T510	850.450D	
C15 1.9 D	12/00	12/05	T600			C4 Coupe 2.0 16V	11/04		T600		
C2 1.1	09/03		T510	850.450D		C4 Coupe 2.0 HDi	11/04		T600		
C2 1.4	09/03		T510	850.450D		C4 Grand Picasso 1.6 16V	07/08		T510	850.450D	
C2 1.4 16V	06/06		T510	850.450D		C4 Grand Picasso 1.6 HDi	10/06		T600		
C2 1.4 HDi	09/03		T600			C4 Grand Picasso 1.8 i 16V	10/06		T600		
C2 1.6	09/03		T600			C4 Grand Picasso 2.0 HDi	10/06		T600		
C2 1.6 HDi	09/05		T600			C4 Grand Picasso 2.0 i 16V	10/06		T600		
C2 1.6 VTS	01/05		T600			C4 Picasso 1.6 16V	07/08		T510	850.450D	
C25 Box 1.9 DT	10/91	01/94	T850	892.760		C4 Picasso 1.6 VTi 120	07/08		T510	850.450D	
C25 Box 2.0	02/91	03/94	T850	892.760		C4 Saloon 1.6 16V	07/06		T510	850.450D	
C25 Box 2.0 4x4	01/90	01/94	T850	892.760		C4 Saloon 1.6 HDi	07/06		T600		
C25 Box 2.5 DT	08/91	01/94	T850	892.760		C4 Saloon 2.0 16V	07/06		T600		
C25 Box 2.5 DT 4x4	08/91	01/94	T850	892.760		C5 1.8 16V	03/01		T600		
C25 Bus 1.9 TD	04/92	02/94	T850	892.760		C5 2.0 HDi	03/01		T720	874.680D	

MARCHIO E MODELLO	DA	A	Sigla identificativa			MARCHIO E MODELLO	DA	A	Sigla identificativa		
			Riferimento IRIDIUM TOP	Riferimento IRIDIUM	Senza Manutenzione				Riferimento IRIDIUM TOP	Riferimento IRIDIUM	Senza Manutenzione
CITROEN cont.						CITROEN cont.					
C5 2.2 HDi	03/01		T720	874.680D		DISPATCH Van 1.6	10/95	08/00	T600	860.530D	
C5 2.7 HDi	02/08		T720			DISPATCH Van 1.6 i	10/95		T600	860.530D	
C5 3.0	02/08		T720			DISPATCH Van 1.9 D	10/95	08/98	T720	874.680D	
C5 3.0 Carlsson HP	08/01		T720	874.680D		DISPATCH Van 1.9 D 70	04/98		T720	874.680D	
C5 3.0 HDi	04/09		T720			DISPATCH Van 1.9 DT	10/95	08/00	T720	874.680D	
C5 3.0 V6	03/01		T720	874.680D		DISPATCH Van 1.9 TD	10/95		T720	874.680D	
C5 Break 1.8 16V	09/04		T600			DISPATCH Van 2.0 HDi 110	01/02		T720	874.680D	
C5 Break 2.0 HDi	09/04		T720	874.680D		DISPATCH Van 2.0 HDi 95	10/99		T720	874.680D	
C5 Break 2.2 HDi	09/04		T720	874.680D		DISPATCH Van 2.0 i 16V	03/00		T600		
C5 Break 2.7 HDi	02/08		T720			DISPATCH Van 2.2 HDi	12/03	10/06	T720	874.680D	
C5 Break 3.0	09/04		T720	874.680D		NEMO Box 1.4	02/08		T510	850.450D	
C5 Break 3.0 HDi	04/09		T720			NEMO Estate 1.4	04/09		T510	850.450D	
C5 Break 3.0 V6	09/04		T720	874.680D		RELAY Box 1.9 D	02/94	04/02	T720	874.680D	
C5 Estate 2.0 HDi	06/01	08/04	T720	874.680D		RELAY Box 1.9 TD	03/94	04/02	T720	874.680D	
C5 Estate 3.0 Carlsson	09/03	08/04	T720	874.680D		RELAY Box 2.0	03/94		T600		
C6 2.2 HDi	06/06		T720	874.680D		RELAY Box 2.0 4x4	10/96	01/02	T600	860.530D	
C6 2.7 HDi	09/05		T720	874.680D		RELAY Box 2.0 bivalent	02/03		T600		
C6 3.0 HDi	04/09		T720			RELAY Box 2.0 HDi	11/01		T850	892.760	
C6 3.0 V6	09/05		T720	874.680D		RELAY Box 2.2 HDi	04/02		T850	892.760	
C8 2.0	07/02		T720	874.680D		RELAY Box 2.5 D	03/94	04/02	T720	874.680D	
C8 2.0 16V	09/05		T720	874.680D		RELAY Box 2.5 D 4x4	03/00	04/02	T720	874.680D	
C8 2.0 HDi	07/02		T720	874.680D		RELAY Box 2.5 DT 4x4	10/96	08/97	T720	874.680D	
C8 2.2	07/02		T720	874.680D		RELAY Box 2.5 TD	03/94	04/02	T720	874.680D	
C8 2.2 HDi	07/02		T720	874.680D		RELAY Box 2.5 TDi	12/96	11/00	T720	874.680D	
C8 3.0 V6	07/02		T720	874.680D		RELAY Box 2.5 TDi 4x4	03/00	11/00	T720	874.680D	
C-CROSSER 2.2 HDi	02/07		T720	874.680D		RELAY Box 2.8 HDi	09/00		T850	892.760	
C-CROSSER 2.4 16V	08/08		T720			RELAY Box 2.8 HDi 4x4	09/00		T850	892.760	
C-CROSSER ENTERPRISE 2.2 HDi	01/09		T720			RELAY Bus 1.9 D	01/99	04/02	T720	874.680D	
DISPATCH 1.6			T600	860.530D		RELAY Bus 1.9 TD	02/94	04/02	T720	874.680D	
DISPATCH 1.9 D	10/95	04/98	T720	874.680D		RELAY Bus 1.9 TD 4x4	08/96	04/02	T720	874.680D	
DISPATCH 1.9 D 70	04/98		T720	874.680D		RELAY Bus 2.0	02/94		T600		
DISPATCH 1.9 TD	10/95		T720	874.680D		RELAY Bus 2.0 4x4	08/96	04/02	T720	874.680D	
DISPATCH 2.0	04/00	12/06	T600			RELAY Bus 2.0 bivalent	02/03		T720	874.680D	
DISPATCH 2.0 HDi 110	03/00		T720	874.680D		RELAY Bus 2.0 HDi	04/02		T850	892.760	
DISPATCH 2.0 HDi 120	01/07		T720	874.680D		RELAY Bus 2.2 HDi	04/02		T850	892.760	
DISPATCH 2.0 HDi 140	01/07		T720	874.680D		RELAY Bus 2.2 HDi 100	04/06		T850	892.760	
DISPATCH 2.0 HDi 95	10/99		T720	874.680D		RELAY Bus 2.2 HDi 120	04/06		T850	892.760	
DISPATCH 2.0 i 16V	03/00		T600			RELAY Bus 2.5 D	08/94	04/02	T720	874.680D	
DISPATCH 2.2 HDi	12/03	10/06	T720	874.680D		RELAY Bus 2.5 D 4x4	08/96	04/02	T720	874.680D	
DISPATCH Box 2.0 HDi 120	01/07		T720	874.680D		RELAY Bus 2.5 TD	08/94	04/02	T720	874.680D	
DISPATCH Box 2.0 HDi 140	01/07		T720	874.680D		RELAY Bus 2.5 TD 4x4	08/96	04/02	T720	874.680D	
DISPATCH Flatbed / Chassis 1.9 TD	10/99		T720	874.680D		RELAY Bus 2.5 TDi	12/96	11/00	T720	874.680D	
DISPATCH Flatbed / Chassis 2.0	12/03	10/06	T720	874.680D		RELAY Bus 2.5 TDi 4x4	12/96	11/00	T720	874.680D	
DISPATCH Flatbed / Chassis 2.0 HDi	12/03	10/06	T720	874.680D		RELAY Bus 2.8 HDi	09/00		T850	892.760	
DISPATCH Flatbed / Chassis 2.0 HDi 95	10/99		T720	874.680D		RELAY Bus 2.8 HDi 4x4	09/00	04/02	T850	892.760	

MARCHIO E MODELLO	DA	A	Sigla identificativa			MARCHIO E MODELLO	DA	A	Sigla identificativa		
			Riferimento IRIDIUM TOP	Riferimento IRIDIUM	Senza Manutenzione				Riferimento IRIDIUM TOP	Riferimento IRIDIUM	Senza Manutenzione
CITROEN <small>cont.</small>						CITROEN <small>cont.</small>					
RELAY Bus 3.0 HDi 160	09/06		T850	892.760		XANTIA 1.8 i 16V	06/95	04/03	T600	860.530D	
RELAY Flatbed / Chassis 1.9 TD	03/94	04/02	T720	874.680D		XANTIA 1.9 D	06/94	01/98	T600	860.530D	
RELAY Flatbed / Chassis 2.0	03/94	04/02	T600	860.530D		XANTIA 1.9 SD	02/96	04/03	T600	860.530D	
RELAY Flatbed / Chassis 2.0 HDi	04/02		T850	892.760		XANTIA 1.9 Turbo D	10/94	04/03	T600	860.530D	
RELAY Flatbed / Chassis 2.2 HDi	02/02	06/06	T850	892.760		XANTIA 2.0	03/93	05/95	T600	860.530D	
RELAY Flatbed / Chassis 2.2 HDi 100	04/06		T850	892.760		XANTIA 2.0 HDI 109	02/99	04/03	T720	874.680D	
RELAY Flatbed / Chassis 2.2 HDi 120	04/06		T850	892.760		XANTIA 2.0 HDI 90	03/99	04/03	T720	874.680D	
RELAY Flatbed / Chassis 2.2 HDi 16V	04/02		T850	892.760		XANTIA 2.0 i	03/93	04/03	T600	860.530D	
RELAY Flatbed / Chassis 2.5 D	03/94	04/02	T720	874.680D		XANTIA 2.0 i 16V	03/93	04/03	T600	860.530D	
RELAY Flatbed / Chassis 2.5 D 4X4	03/00	04/02	T720	874.680D		XANTIA 2.0 Turbo	06/95	04/03	T600	860.530D	
RELAY Flatbed / Chassis 2.5 TD	03/94	04/02	T720	874.680D		XANTIA 2.1 Turbo D 12V	06/95	02/99	T720	874.680D	
RELAY Flatbed / Chassis 2.5 TDi	12/96	04/02	T720	874.680D		XANTIA 3.0 i 24V	01/97	01/98	T720	874.680D	
RELAY Flatbed / Chassis 2.5 TDi 4X4	03/00	04/02	T720	874.680D		XANTIA 3.0 V6	01/98	04/03	T720	874.680D	
RELAY Flatbed / Chassis 2.8 HDi	09/00		T850	892.760		XANTIA Estate 1.8 i	06/95	04/03	T510	850.450D	
RELAY Flatbed / Chassis 2.8 HDi 4x4	02/02	06/06	T850	892.760		XANTIA Estate 1.8 i 16V	06/95	04/03	T510	850.450D	
RELAY Flatbed / Chassis 3.0 HDi 160	09/06		T850	892.760		XANTIA Estate 1.9 SD	04/97	04/03	T600	860.530D	
RELAY Van 2.2 HDi 100	04/06		T850	892.760		XANTIA Estate 1.9 Turbo D	06/95	04/03	T600	860.530D	
RELAY Van 2.2 HDi 120	04/06		T850	892.760		XANTIA Estate 2.0 HDI 109	02/99	04/03	T720	874.680D	
RELAY Van 3.0 HDi 160	09/06		T850	892.760		XANTIA Estate 2.0 HDI 90	03/99	04/03	T720	874.680D	
SAXO 1.0 X	05/96	06/03	T510	850.450D / 844.360D		XANTIA Estate 2.0 i	06/95	04/03	T600	860.530D	
						XANTIA Estate 2.0 i 16V	06/95	04/03	T600	860.530D	
SAXO 1.1 X,SX	05/96	09/03	T510	850.450D / 844.360D		XANTIA Estate 2.0 Turbo	06/95	04/03	T600	860.530D	
						XANTIA Estate 2.1 Turbo D 12V	06/96	02/99	T720	874.680D	
SAXO 1.4 VTS	05/96	06/03	T510	850.450D / 844.360D		XANTIA Estate 3.0 V6	01/98	04/03	T720	874.680D	
						XM 2.0 i 16V	05/94	10/00	T600	860.530D	
SAXO 1.5 D		04/04	T600			XM 2.0 i Turbo	09/92	06/94	T600	860.530D	
						XM 2.0 Turbo	05/94	10/00	T600	860.530D	
SAXO 1.6		04/04	T510	850.450D / 844.360D		XM 2.1 D12 VSX	03/96	08/96	T720	874.680D	
						XM 2.1 TD 12V	05/94	10/00	T720	874.680D	
SAXO 1.6 VTL,VTR	05/96	06/03	T510	850.450D / 844.360D		XM 2.5 TD	05/94	10/00	T720	874.680D	
						XM 3.0 V6	05/94	10/00	T720	874.680D	
SAXO 1.6 VTR	05/96	07/99	T510	850.450D / 844.360D		XM 3.0 V6 24V	07/90	10/00	T720	874.680D	
						XM Estate 2.0	10/91	07/94	T600	860.530D	
SAXO 1.6 VTS	06/96	09/03	T510	850.450D / 844.360D		XM Estate 2.0 i	11/91	04/94	T600	860.530D	
						XM Estate 2.0 i 16V	05/94	10/00	T600	860.530D	
SYNERGIE 1.8	02/96	07/02	T600	860.530D		XM Estate 2.0 Turbo	09/92	10/00	T600	860.530D	
SYNERGIE 1.9 TD	11/94	07/02	T600	860.530D		XM Estate 2.1 D 12V	11/91	04/94	T720	874.680D	
SYNERGIE 2.0	06/94	07/02	T600	860.530D		XM Estate 2.1 D12	07/94	06/96	T720	874.680D	
SYNERGIE 2.0 16V	05/98	07/02	T600			XM Estate 2.1 TD 12V	11/91	10/00	T720	874.680D	
SYNERGIE 2.0 HDi	08/99	07/02	T720	874.680D		XM Estate 2.5 TD	05/94	10/00	T720	874.680D	
SYNERGIE 2.0 HDi 16V	09/99	07/02	T720	874.680D		XM Estate 3.0 Pallas	01/90	07/94	T720	874.680D	
SYNERGIE 2.0 TD	05/97	07/02	T600	860.530D		XM Estate 3.0 V6	11/91	10/00	T720	874.680D	
SYNERGIE 2.0 Turbo C.T.	06/94	07/02	T600	860.530D		XSARA 1.4 HDi	01/03	03/05	T600		
SYNERGIE 2.1 TD	05/96	07/02	T600	860.530D		XSARA 1.4 i	04/97	03/05	T510	850.450D	
XANTIA 1.6 i	03/93	01/98	T510	850.450D		XSARA 1.5 D	04/97	09/00	T600	860.530D	
XANTIA 1.8 i	03/93	04/03	T600	860.530D							

MARCHIO E MODELLO	DA	A	Sigla identificativa			MARCHIO E MODELLO	DA	A	Sigla identificativa		
			Riferimento IRIIDIUM TOP	Riferimento IRIIDIUM	Senza Manutenzione				Riferimento IRIIDIUM TOP	Riferimento IRIIDIUM	Senza Manutenzione
CITROEN <i>cont.</i>						CITROEN <i>cont.</i>					
XSARA 1.6 16V	09/00	03/05	T510	850.450D		XSARA PICASSO 1.6 HDi	05/04		T600		
XSARA 1.6 i	04/97	09/00	T510	850.450D		XSARA PICASSO 1.8 16V	02/00		T600		
XSARA 1.8 D	04/97	09/00	T600	860.530D		XSARA PICASSO 1.8 SX	06/00	08/05	T600		
XSARA 1.8 i	04/97	09/00	T510	850.450D		XSARA PICASSO 2.0 16V	01/03		T600		
XSARA 1.8 i 16V	04/97	09/00	T510	850.450D		XSARA PICASSO 2.0 HDi	12/99		T720	874.680D	
XSARA 1.8 i Aut.	04/97	09/00	T510	850.450D		ZX 1,1	03/91	08/93	T510	850.450D	
XSARA 1.8 TD	10/97	09/00	T600	860.530D		ZX 1.1	03/91	06/97	T510	850.450D	
XSARA 1.8 VTS	09/00	10/04	T510	850.450D		ZX 1.4	03/91	06/97	T510	850.450D	
XSARA 1.9 D	04/97	03/05	T600	860.530D		ZX 1.4 D	07/94	10/97	T600	860.530D	
XSARA 1.9 SD	01/98	09/00	T600	860.530D		ZX 1.4 i	03/91	06/97	T510	850.450D	
XSARA 1.9 TD	04/97	09/00	T600	860.530D		ZX 1.6	07/94	10/97	T510	850.450D	
XSARA 2.0 16V	04/97	03/05	T600			ZX 1.6 i	03/91	06/97	T510	850.450D	
XSARA 2.0 HDi 109	05/01	03/05	T720	874.680D		ZX 1.8	07/94	10/97	T510	850.450D	
XSARA 2.0 HDi 90	02/99	03/05	T720	874.680D		ZX 1.8 D	06/93	06/97	T600	860.530D	
XSARA Coupe 1.4 HDi	01/03	03/05	T600			ZX 1.8 i	07/92	06/97	T510	850.450D	
XSARA Coupe 1.4 i	03/98	03/05	T510	850.450D		ZX 1.8 i 16V	01/96	06/97	T510	850.450D	
XSARA Coupe 1.6 16V	09/00	03/05	T510	850.450D		ZX 1.9		06/97	T600	860.530D	
XSARA Coupe 1.6 i	02/98	09/00	T510	850.450D		ZX 1.9 D	03/91	06/97	T600	860.530D	
XSARA Coupe 1.8 i	02/98	09/00	T510	850.450D		ZX 1.9 DT	06/92	10/97	T600	860.530D	
XSARA Coupe 1.8 i 16V	02/98	09/00	T510	850.450D		ZX 1.9 i	03/91	06/97	T510	850.450D	
XSARA Coupe 1.8 VTS	09/00	10/04	T600			ZX 1.9 TD	07/92	06/97	T600	860.530D	
XSARA Coupe 1.9 D		03/05	T600	860.530D		ZX 2.0	07/94	10/97	T600	860.530D	
XSARA Coupe 1.9 TD	02/98	09/00	T600	860.530D		ZX 2.0 i	07/92	06/97	T600	860.530D	
XSARA Coupe 2.0	08/98	08/00	T600	860.530D		ZX 2.0 i 16V	07/92	06/97	T600	860.530D	
XSARA Coupe 2.0 16V	09/00	03/05	T600			ZX Estate 1.4 i	10/93	10/97	T510	850.450D	
XSARA Coupe 2.0 HDi 109	05/01	03/05	T720	874.680D		ZX Estate 1.5 D	06/96	02/98	T600	860.530D	
XSARA Coupe 2.0 HDi 90	02/99	03/05	T720	874.680D		ZX Estate 1.6 i	10/93	10/97	T510	850.450D	
XSARA Coupe 2.0 i 16V	02/98	03/05	T600	860.530D		ZX Estate 1.8 D	10/93	10/97	T600	860.530D	
XSARA Estate 1.4 HDi	01/03	08/05	T600			ZX Estate 1.8 i	10/93	10/97	T510	850.450D	
XSARA Estate 1.4 i	10/97	08/05	T510	850.450D		ZX Estate 1.8 i 16V	01/96	02/98	T510	850.450D	
XSARA Estate 1.5 D	10/97	09/00	T600	860.530D		ZX Estate 1.9 D	10/93	10/97	T600	860.530D	
XSARA Estate 1.6 16V	09/00	08/05	T510	850.450D		ZX Estate 1.9 TD	10/93	10/97	T600	860.530D	
XSARA Estate 1.6 i	10/97	09/00	T510	850.450D		BERLINGO 1.1 i	07/96		T510	850.450D	
XSARA Estate 1.8 D	10/97	09/00	T600	860.530D		BERLINGO 1.4 i	07/96		T510	850.450D	
XSARA Estate 1.8 i	10/97	09/00	T510	850.450D		BERLINGO 1.6 16V	10/00		T510	850.450D	
XSARA Estate 1.8 i 16V	10/97	09/00	T510	850.450D		BERLINGO 1.8 i	05/97		T510	850.450D	
XSARA Estate 1.8 i Aut.	10/97	09/00	T510	850.450D		BERLINGO 1.8 i 4WD	04/97		T600	860.530D	
XSARA Estate 1.9 D	10/97	08/05	T600	860.530D		BERLINGO 1.9 D 4WD	07/98		T600	860.530D	
XSARA Estate 1.9 TD	10/97	09/00	T600	860.530D		BERLINGO 2.0 HDi 90	12/99		T720	874.680D	
XSARA Estate 2.0 16V	07/98	08/05	T600			BERLINGO Box 1.1 i	07/96		T510	850.450D	
XSARA Estate 2.0 HDi 109	05/01	08/05	T720	874.680D		BERLINGO Box 1.4 i	07/96		T510	850.450D	
XSARA Estate 2.0 HDi 90	02/99	08/05	T720	874.680D		BERLINGO Box 1.8 D	07/96		T600	860.530D	
XSARA PICASSO 1.6	12/99		T600	860.530D		BERLINGO Box 1.9 D 70	04/99		T600	860.530D	
XSARA PICASSO 1.6 16V	09/05		T510	850.450D		BERLINGO Box 2.0 HDi 90	12/99		T720	874.680D	
XSARA PICASSO 1.6 Chrono	04/01	10/04	T600			C5 1.6 HDi	09/04		T600		

MARCHIO E MODELLO	DA	A	Sigla identificativa			MARCHIO E MODELLO	DA	A	Sigla identificativa		
			Riferimento IRIIDIUM TOP	Riferimento IRIIDIUM	Senza Manutenzione				Riferimento IRIIDIUM TOP	Riferimento IRIIDIUM	Senza Manutenzione
CITROEN cont.						DAEWOO cont.					
C5 2.0 16V	03/01		T600			LACETTI Saloon 1.6	06/99	07/03			860.510S
C5 2.0 16V HPI	03/01	08/04	T600			LACETTI Saloon 1.8 CDX	08/03	12/04			860.510S
C5 Break 1.6 HDi	09/04		T600			LACETTI Saloon 1.8 SX	04/97	05/99			860.510S
C5 Break 2.0 16V	09/04		T600			LACETTI Saloon 2.0	04/97	07/03			860.510S
C5 Estate 1.8 16V	06/01	08/04	T600			LANOS 1.4	05/97				860.510S
C5 Estate 2.0 16V	06/01	08/04	T600			LANOS 1.5	05/97				860.510S
C5 Estate 2.0 16V HPI	06/01	08/04	T600			LANOS 1.6 16V	05/97				860.510S
C5 Estate 2.2 HDi	06/01	08/04	T720	874.680D		LANOS Saloon 1.4	05/97				860.510S
C5 Estate 3.0 V6	06/01	08/04	T720	874.680D		LANOS Saloon 1.5	05/97				860.510S
						LANOS Saloon 1.6 16V	05/97				860.510S
DAEWOO						LEGANZA 2.0	01/01	12/02			860.510S
						LEGANZA 2.0 16V	06/97				860.510S
						LEGANZA 2.2 16V	04/99	12/02			860.510S
						LUBLIN II Box 2.2	05/98	02/02			860.540D
1,5i 1.5	07/94	10/95			860.510S	MATIZ 0.8	09/98				535.20
1,5i Saloon 1.5	07/94	10/95			860.510S	MATIZ 1.0	01/03				535.20
ESPERO 1.5	10/97	09/99	T600	860.530D		MATIZ Box 0.8	08/98				535.22
ESPERO 1.5 16V	10/93	06/99	T600	860.530D		MUSSO 2.2 TD	09/99				895.760S
ESPERO 1.8		09/99	T600	860.530D		MUSSO 2.3	01/99				895.760S
ESPERO 2.0	10/91	06/99	T600	860.530D		MUSSO 2.9 D	01/99	09/99			895.760S
EVANDA 2.0	08/02				860.540S	MUSSO 2.9 TD	01/99				895.760S
KALOS 1.2	04/03				850.D20S	MUSSO 3.2	01/99				895.760S
KALOS 1.4	09/02				850.D20S	NEXIA 1.5	02/95	08/97	T600	860.530D	
KALOS 1.4 16V	04/03				850.D20S	NEXIA 1.5 16V	02/95	08/97	T600	860.530D	
KALOS 1.5	11/02	12/04			860.510S	NEXIA Saloon 1.5	02/95	08/97	T600	860.530D	
KALOS Saloon 1.4	11/02	12/04			860.510S	NEXIA Saloon 1.5 16V	02/95	08/97	T600	860.530D	
KALOS Saloon 1.5	11/02	12/04			860.510S	NUBIRA 1.6	08/02	07/03			860.510S
KORANDO 2.3	01/99				895.760S	NUBIRA 1.6 16V	05/97				860.510S
KORANDO 2.3 TDIC 4x4	03/00				895.760S	NUBIRA 1.8	04/97	05/99			860.510S
KORANDO 2.9 D	01/99				895.760S	NUBIRA 2.0 16V	05/97				860.510S
KORANDO 2.9 TD	01/99				895.760S	NUBIRA 2.0 CDX	08/02	07/03			860.510S
KORANDO 3.2	01/99				895.760S	NUBIRA Saloon 1.4	10/03	12/04			860.510S
KORANDO Cabrio 2.0 16V	02/99				895.760S	NUBIRA Saloon 1.5 SE	06/99	07/03			860.510S
KORANDO Cabrio 2.3	02/99				895.760S	NUBIRA Saloon 1.6	07/03				860.510S
KORANDO Cabrio 2.9 D	02/99				895.760S	NUBIRA Saloon 1.6 16V	05/97				860.510S
KORANDO Cabrio 2.9 TD	02/99				895.760S	NUBIRA Saloon 1.8	04/97				860.510S
LACETTI Estate 1.5 SE	04/98	05/99			860.510S	NUBIRA Saloon 2.0	06/99	07/03			860.510S
LACETTI Estate 1.5 SX	04/97	05/99			860.510S	NUBIRA Saloon 2.0 16V	05/97				860.510S
LACETTI Estate 1.8 SX	04/97	05/99			860.510S	NUBIRA Wagon 1.6	07/03				860.510S
LACETTI Hatchback 1.4	02/04				860.510S	NUBIRA Wagon 1.6 16V	05/97				860.510S
LACETTI Hatchback 1.6	02/04				860.510S	NUBIRA Wagon 1.8	04/97				860.510S
LACETTI Hatchback 1.8	02/04				860.510S	NUBIRA Wagon 2.0 16V	05/97				860.510S
LACETTI Saloon 1.5	08/03	12/04			860.510S	REXTON 2.3 RX230 4x4	05/02				895.760S
LACETTI Saloon 1.5 SE	04/98	05/99			860.510S	REXTON 2.7 D All-wheel Drive	05/06				895.760S
LACETTI Saloon 1.5 SX	04/97	05/99			860.510S	REXTON 2.8 RX280 4x4	03/03				895.760S

MARCHIO E MODELLO	DA	A	Sigla identificativa			MARCHIO E MODELLO	DA	A	Sigla identificativa		
			Riferimento IRIIDIUM TOP	Riferimento IRIIDIUM	Senza Manutenzione				Riferimento IRIIDIUM TOP	Riferimento IRIIDIUM	Senza Manutenzione
DAEWOO cont.						DAIHATSU cont.					
REXTON 2.9 TD	04/02				895.760S	GRAN MOVE 1.6 GLX	06/98	07/02			845.26DPP
REXTON 3.2 V6	04/02				895.760S	GRAN MOVE 1.6 GX	06/98	07/02			845.26DPP
TACUMA 1.6	09/00				860.510S	HIJET Mk II Box 0.5	10/94	12/95			535.20
TACUMA 1.8	09/00				860.510S	HIJET Mk II Box 0.7	01/96	03/98			535.20
TACUMA 2.0	09/00				860.510S	HIJET Mk II Box 1.0	12/92	05/98			535.20
TICO 0.8	02/95	12/00			535.20	HIJET Mk II Box 1.0 i	07/94	05/98			535.20
LUBLIN II Box 2.4 D	04/97				860.540D	HIJET Mk II Box 1.2 D	05/95	03/98			845.26DPP
LUBLIN II Box 2.4 TD	04/97				860.540D	HIJET Mk II Box 1.3 i 16V	05/98				535.20
LUBLIN II Flatbed / Chassis 2.4 D	04/97				860.540D	HIJET Mk II Box 1.4 D	03/98				845.26DPP
LUBLIN II Flatbed / Chassis 2.4 TD	04/97				860.540D	HIJET Mk II Box 1.6	10/94	12/95			845.26DPP
						HIJET Mk II Bus 1.0 i	07/94	05/98			535.20
						HIJET Pickup 1.0	12/92	05/98			535.20
						HIJET Pickup 1.2 D	01/96	03/98			845.26DPP
						HIJET Pickup 1.3					535.20
						HIJET Pickup 1.4 D	04/98	12/99			845.26DPP
						HIJET Pickup 1.6	11/99				845.26DPP
DAIHATSU						MATERIA 1.0	10/06				535.20
APPLAUSE Mk II 1.6 16V	07/97				845.26DPP	MATERIA 1.0 DWVT	10/06				535.20
CHARADE 1.0	03/03				845.26DPP	MATERIA 1.3	10/06				845.26DPP
CHARADE III Saloon 1.3	11/90	02/93			845.26DPP	MATERIA 1.3 DWVT Turbo	10/06				845.26DPP
CHARADE Mk IV 1.0	03/93	03/96			845.26DPP	MATERIA 1.5	10/06				845.26DPP
CHARADE Mk IV 1.3	09/96	04/01			845.26DPP	MATERIA 1.5 ECO 4WD	10/06				845.26DPP
CHARADE Mk IV 1.3 16V	01/93	11/99			845.26DPP	MIRA Mk III 0.8	10/90	12/94			535.20
CHARADE Mk IV 1.5 16V	01/97	11/99			845.26DPP	MOVE 0.7	06/94				535.20
CHARADE Mk IV 1.5 HG	06/94	03/96			845.26DPP	MOVE 0.7 4x4	06/94	09/02			535.20
CHARADE Mk IV 1.6 GTi	03/93	11/99			845.26DPP	MOVE 0.7 CX	06/94	08/98			535.20
CHARADE Mk IV Saloon 1.0	10/99	10/02			845.26DPP	MOVE 0.7 Turbo	10/02				535.20
CHARADE Mk IV Saloon 1.3	04/98	11/99			845.26DPP	MOVE 0.8	10/96				535.20
CHARADE Mk IV Saloon 1.5	10/94				845.26DPP	MOVE 1.0 i	10/98				535.20
CHARADE Mk IV Saloon 1.5 16V	08/94				845.26DPP	SIRION 0.7 Turbo 4WD	09/98	01/05			535.20
COPEN 0.7	09/03				845.26DPP	SIRION 1.0	04/98				535.20
COPEN 1.3	03/06				845.26DPP	SIRION 1.0 DWVT 4WD	04/05				845.26DPP
CUORE IV 0.7	12/94	10/98			535.20	SIRION 1.0 i	04/98	01/05			845.26DPP
CUORE IV 0.8	01/95	11/96			535.20	SIRION 1.0 i 4WD	04/99	01/05			845.26DPP
CUORE Mk VI 0.7	10/98	09/00			535.20	SIRION 1.3	01/05				535.20
CUORE Mk VI 1.0	11/98	09/00			535.20	SIRION 1.3 4WD	04/05				535.20
CUORE Mk VI 1.0 DWVT	10/00	02/03			535.20	SIRION 1.3 DWVT 16V	02/01	04/05			535.20
CUORE V 0.8	11/96	10/98			535.20	SIRION 1.3 DWVT CX 16V 4x4	02/01	10/02			535.20
CUORE VII 0.7	03/03				535.20	SIRION 1.3 Sport	08/00	01/05			845.26DPP
CUORE VII 0.7 All-wheel Drive	03/03				535.20	SIRION 1.3 Sport 4WD	08/00	01/05			845.26DPP
CUORE VII 1.0	05/03				535.20	SIRION 1.5	03/08				845.26DPP
CUORE VIII 1.0	04/07				535.20	SIRION 1.5 4WD	05/06	10/08			845.26DPP
EXTOL Bus 1.3	07/00				845.26DPP	TERIOS 0.7	09/00				535.20
FOURTRAK 2.8 TD	09/91				895.760S	TERIOS 0.7 4WD	05/97	08/00			535.20
GRAN MOVE 1.5 GLX	10/96	08/98			845.26DPP	TERIOS 1.3	09/01	10/05			845.26DPP
GRAN MOVE 1.6	07/98	07/02			845.26DPP						

MARCHIO E MODELLO	DA	A	Sigla identificativa			MARCHIO E MODELLO	DA	A	Sigla identificativa			
			Riferimento IRIIDIUM TOP	Riferimento IRIIDIUM	Senza Manutenzione				Riferimento IRIIDIUM TOP	Riferimento IRIIDIUM	Senza Manutenzione	
DAIHATSU cont.						FERRARI cont.						
TERIOS 1.3 4WD	10/97	10/05			845.26DPP	456 GT 5.5	01/93		T720	874.680D		
TERIOS 1.3 DWT	11/05				845.26DPP	5_MARANELLO 5_MARANELLO 550	09/96		T720	874.680D		
TERIOS 1.3 DWT 4x4	11/05				845.26DPP	5_MARANELLO 5_MARANELLO 575 M	04/02		T720	874.680D		
TERIOS 1.3 DWT FWD	10/02	10/05			845.26DPP	512 M 4.9	11/94	08/96	T720	874.680D		
TERIOS 1.3 DWT Turbo 4WD	10/02	10/05			845.26DPP	512 M 5.0	11/94	08/96	T720	874.680D		
TERIOS 1.5	05/99				845.26DPP	512 TR 5.0	01/92	10/94	T720	874.680D		
TERIOS 1.5 4WD	05/06				845.26DPP	550 BARCETTA 5.5	10/00		T720	874.680D		
TERIOS 1.6	05/99	10/05			845.26DPP	599 GTB FIORANO 6.0	06/06		T850	892.760		
TREVIS 1.0	06/06				535.20	612 SCAGLIETTI 5.7	04/04		T850	892.760		
YRV 1.0	02/01				535.20	F355 BERLINETTA 3.5	05/94	03/99	T720	874.680D		
YRV 1.3	02/01				845.26DPP	F355 GTS 3.5 Spider	07/94		T720	874.680D		
YRV 1.3 4WD	02/01				845.26DPP							
YRV 1.3 GTi	07/02				845.26DPP							
CHARADE Mk III 1.0	11/90	12/92			845.26DPP							
CUORE Mk VI 1.0 i	10/98	05/03			535.20							
GRAN MOVE 1.5 16V	10/96	07/98			845.26DPP							
GRAN MOVE 1.6 16V	05/98				845.26DPP							
DODGE												
						500 1.2	10/07		T510	850.450D		
						500 1.4	10/07		T510	850.450D		
						500 1.4 Abarth	08/08		T510	850.450D		
						BARCETTA 1.8 16V	04/95		T510	850.450D		
						BRAVA 1.2 16V 80	12/98	10/01	T510	850.450D		
						BRAVA 1.9 D	10/95	10/01	T600	860.530D		
CARAVAN II 2.0 i	01/95	03/01			875.D26S	BRAVA 1.9 JTD	09/00	10/01	T600	860.530D		
CARAVAN II 2.4 i	01/95	03/01			875.D26S	BRAVA 1.9 JTD 105	12/98	10/01	T600	860.530D		
CARAVAN II 2.5 TD	01/95	03/01			875.D26S	BRAVA 2.0	09/98	08/00	T600	860.530D		
CARAVAN II 3.0	01/95	03/01			875.D26S	BRAVO 1.2 16V 80	12/98	10/01	T510	850.450D		
CARAVAN II 3.3 i	01/95	03/01			875.D26S	BRAVO 1.4	10/95		T510			
CARAVAN II 3.8 i	01/95	03/01			875.D26S	BRAVO 1.4 T-Jet	09/07		T510			
CARAVAN II 3.8 i AWD	01/95	03/01			875.D26S	BRAVO 1.6	09/00	02/02	T510	850.450D		
CARAVAN III 2.4	02/00				875.D26S	BRAVO 1.9 D	10/95	10/01	T600	860.530D		
CARAVAN III 3.3	02/00				875.D26S	BRAVO 1.9 D Multijet			T720	874.680D		
CARAVAN III 3.3 AWD	02/00				875.D26S	BRAVO 1.9 JTD	09/00	10/01	T600	860.530D		
CARAVAN III 3.8	02/00				875.D26S	BRAVO 1.9 JTD 105	12/98	10/01	T600	860.530D		
CARAVAN III 3.8 AWD	02/00				875.D26S	BRAVO 2.0 D Multijet	09/08		T720			
STRATUS 2.0 16V	12/95				875.D26S	COUPE 1.8 16V	03/96	08/00			850.D20S	
STRATUS 2.4 16 V	12/95	04/01			875.D26S	COUPE 2.0 16V	11/93	08/96			850.D20S	
STRATUS 2.4 16V	12/95				875.D26S	COUPE 2.0 16V Turbo	11/93	08/96			850.D20S	
STRATUS 2.5 V6	12/95				875.D26S	COUPE 2.0 20V	08/96	08/00			850.D20S	
						COUPE 2.0 20V Turbo	08/96	08/00			850.D20S	
FERRARI						CROMA 1.8 16V	12/05		T720	874.680D		
						CROMA 1.9 D Multijet	06/05		T720	874.680D		
						CROMA 1900 Turbo D i.d.	11/92	12/96	T720	874.680D		
						CROMA 2.2 16V	06/05		T600			
348 TB 3.4	02/90	04/94	T720	874.680D		CROMA 2.4 D Multijet	06/05		T720	874.680D		
348 TS 3.4	08/90	12/95	T720	874.680D		CROMA 2000 16V	08/92	08/96	T600	860.530D		

MARCHIO E MODELLO	DA	A	Sigla identificativa			MARCHIO E MODELLO	DA	A	Sigla identificativa		
			Riferimento IRIDIUM TOP	Riferimento IRIDIUM	Senza Manutenzione				Riferimento IRIDIUM TOP	Riferimento IRIDIUM	Senza Manutenzione
FIAT cont.						FIAT cont.					
CROMA 2000 CHT	01/91	09/92	T600	860.530D		DUCATO Bus 1.9 TD	04/98	04/02	T850	892.760	
CROMA 2500 TDE	12/91	08/96	T720	874.680D		DUCATO Bus 1.9 TD Combinato	08/94	04/02	T850	892.760	
CROMA 2500 V6	06/93	08/96	T600	860.530D		DUCATO Bus 1.9 TD Panorama/ Combinato	03/94	04/02	T850	892.760	
DOBLO 1.3 D Multijet	10/05		T600			DUCATO Bus 100 Multijet 2,2 D	07/06		T850	892.760	
DOBLO 1.3 JTD	05/05		T600	860.530D		DUCATO Bus 120 Multijet 2,3 D	07/06		T850	892.760	
DOBLO 1.4	10/05		T510	850.450D		DUCATO Bus 140 Natural Power 3,0	04/09			910.950D	
DOBLO 1.6	09/02		T510	850.450D		DUCATO Bus 160 Multijet Power 3,0 D	07/06			910.950D	
DOBLO 1.9 D Multijet	10/05		T720	874.680D		DUCATO Bus 2.0	06/94		T720	874.680D	
DOBLO 1.9 JTD	10/01		T600	860.530D		DUCATO Bus 2.0 4x4	11/94	07/06	T720	874.680D	
DOBLO Cargo 1.3 D Multijet	10/05		T510			DUCATO Bus 2.0 Bipower	11/02		T720	874.680D	
DOBLO Cargo 1.3 JTD 16V	05/04		T600			DUCATO Bus 2.0 JTD	10/01		T850	892.760	
DOBLO Cargo 1.4	10/05		T510	850.450D		DUCATO Bus 2.0 Panorama/Combinato	03/94	04/02	T600	860.530D	
DOBLO Cargo 1.6 Natural Power	09/02		T510	850.450D		DUCATO Bus 2.3 JTD	04/02		T850	892.760	
DOBLO Cargo 1.9 JTD	10/01		T600	860.530D		DUCATO Bus 2.5 D Combinato	08/94	04/02	T850	892.760	
DUCATO Box 1.9 D	07/90	04/02	T850	892.760		DUCATO Bus 2.5 TD	06/94	08/98	T850	892.760	
DUCATO Box 1.9 TD	03/94	04/02	T850	892.760		DUCATO Bus 2.5 TD 4x4	11/94	04/98	T850	892.760	
DUCATO Box 1.9 TD CAT	08/94	04/02	T850	892.760		DUCATO Bus 2.5 TDI 4x4	04/97	04/02	T850	892.760	
DUCATO Box 100 Multijet 2,2 D	07/06		T850	892.760		DUCATO Bus 2.5 TDI Combinato	08/94	04/02	T850	892.760	
DUCATO Box 120 Multijet 2,3 D	07/06		T850			DUCATO Bus 2.5 TDI Panorama/ Combinato	03/94	04/02	T850	892.760	
DUCATO Box 130 Multijet 2,3 D	01/07		T850			DUCATO Bus 2.8 D	02/98	04/02	T850	892.760	
DUCATO Box 160 Multijet Power 3,0 D	07/06			910.950D		DUCATO Bus 2.8 JTD	11/00		T850	892.760	
DUCATO Box 2.0	03/94		T720	874.680D		DUCATO Bus 2.8 JTD 4x4	11/00		T850	892.760	
DUCATO Box 2.0 4x4	06/90	07/06	T720	874.680D		DUCATO Bus 2.8 TD	11/03	07/06	T850	892.760	
DUCATO Box 2.0 Bipower	11/02		T720	874.680D		DUCATO Bus 2.8 TD 4x4	11/03	07/06	T850	892.760	
DUCATO Box 2.0 JTD	10/01		T850	892.760		DUCATO Bus 2.8 TDI	10/97	04/02	T850	892.760	
DUCATO Box 2.3 JTD	04/02		T850	892.760		DUCATO Bus 2.8 TDI 4x4	07/99	04/02	T850	892.760	
DUCATO Box 2.5 D	06/90	04/02	T850	892.760		DUCATO Flatbed / Chassis 1.9 D	03/94	04/02	T720	874.680D	
DUCATO Box 2.5 D 4x4	07/90	03/94	T850	892.760		DUCATO Flatbed / Chassis 1.9 TD	03/94	04/02	T720	874.680D	
DUCATO Box 2.5 TD	07/90	08/98	T850	892.760		DUCATO Flatbed / Chassis 1.9 TD CAT	08/94	04/02	T720	874.680D	
DUCATO Box 2.5 TD 4x4	07/90	04/98	T850	892.760		DUCATO Flatbed / Chassis 100 Multijet 2,2 D	07/06		T850	892.760	
DUCATO Box 2.5 TDi	03/94	04/02	T850	892.760		DUCATO Flatbed / Chassis 120 Multijet 2,3 D	07/06		T850	892.760	
DUCATO Box 2.5 TDi 4x4	05/98	04/02	T850	892.760		DUCATO Flatbed / Chassis 130 Multijet 2,3 D	01/07		T850		
DUCATO Box 2.5 TDI Maxi	03/94	04/02	T850	892.760		DUCATO Flatbed / Chassis 160 Multijet Power 3,0 D	07/06			910.950D	
DUCATO Box 2.8 D	05/98	04/02	T850	892.760		DUCATO Flatbed / Chassis 2.0	07/90	04/02	T600	860.530D	
DUCATO Box 2.8 D 4x4	08/98	04/02	T850	892.760		DUCATO Flatbed / Chassis 2.0 4x4	06/90	05/94	T720	874.680D	
DUCATO Box 2.8 iDTD 4x4	05/98	09/01	T850	892.760		DUCATO Flatbed / Chassis 2.0 JTD	04/02		T850	892.760	
DUCATO Box 2.8 JTD	11/00		T850	892.760		DUCATO Flatbed / Chassis 2.3 JTD	04/02		T850	892.760	
DUCATO Box 2.8 JTD 4x4	11/00		T850	892.760		DUCATO Flatbed / Chassis 2.5 D	07/90	04/02	T850	892.760	
DUCATO Box 2.8 JTD Power	05/04		T850	892.760		DUCATO Flatbed / Chassis 2.5 D 4X4	07/90	04/02	T850	892.760	
DUCATO Box 2.8 TD	11/03	07/06	T850	892.760							
DUCATO Box 2.8 TD 4x4	11/03	07/06	T850	892.760							
DUCATO Box 2.8 TDI	10/97	04/02	T850	892.760							
DUCATO Box 2.8 TDI 4x4	06/99	04/02	T850	892.760							
DUCATO Bus 1.9 D	04/98	04/02	T850	892.760							
DUCATO Bus 1.9 D Combinato	06/95	04/02	T720	874.680D							

MARCHIO E MODELLO	DA	A	Sigla identificativa			MARCHIO E MODELLO	DA	A	Sigla identificativa		
			Riferimento IRIDIUM TOP	Riferimento IRIDIUM	Senza Manutenzione				Riferimento IRIDIUM TOP	Riferimento IRIDIUM	Senza Manutenzione
FIAT cont.						FIAT cont.					
DUCATO Flatbed / Chassis 2.5 TD		08/98	T850	892.760		GRANDE PUNTO 1.3 D Multijet	10/05		T510		
DUCATO Flatbed / Chassis 2.5 TD 4x4	07/90	04/98	T850	892.760		GRANDE PUNTO 1.4	10/05		T390		
DUCATO Flatbed / Chassis 2.5 TDi	03/94	04/02	T850	892.760		GRANDE PUNTO 1.4 16V	10/05		T510	850.450D	
DUCATO Flatbed / Chassis 2.5 TDi 4X4	06/98	04/02	T850	892.760		GRANDE PUNTO 1.9 D Multijet	10/05		T600		
DUCATO Flatbed / Chassis 2.8 D	02/98	04/02	T850	892.760		IDEA 1.2 16V	01/04		T510	850.450D	
DUCATO Flatbed / Chassis 2.8 iTD 4x4	05/98	09/01	T850	892.760		IDEA 1.3 D Multijet	10/05		T510	850.450D	
DUCATO Flatbed / Chassis 2.8 JTD	11/00		T850	892.760		IDEA 1.3 JTD	01/04		T510	850.450D	
DUCATO Flatbed / Chassis 2.8 JTD 4x4	10/02		T850	892.760		IDEA 1.4	12/03		T510	850.450D	
DUCATO Flatbed / Chassis 2.8 JTD Power	05/04		T850	892.760		IDEA 1.4 16V	01/04		T510	850.450D	
DUCATO Flatbed / Chassis 2.8 TD 4x4	05/98	11/01	T850	892.760		IDEA 1.9 JTD	01/04		T600	860.530D	
DUCATO Flatbed / Chassis 2.8 TDI	12/98	04/02	T850	892.760		LINEA 1.3 D Multijet	06/07		T510	850.450D	
DUCATO Panorama 1.9 D	07/90	03/94	T720	874.680D		LINEA 1.4	06/07		T510	850.450D	
DUCATO Panorama 1.9 TD	07/90	03/94	T720	874.680D		LINEA 1.4 T-Jet	09/07		T510	850.450D	
DUCATO Panorama 2.0	06/90	05/94	T720	874.680D		MAREA 1.2 16V	10/98		T510	850.450D	
DUCATO Panorama 2.0 4x4	06/90	05/94	T720	874.680D		MAREA 1.4 80 12V	09/96		T510	850.450D	
DUCATO Panorama 2.5 D	07/90	03/94	T850	892.760		MAREA 1.6	03/99	08/02	T510	850.450D	
DUCATO Panorama 2.5 D 4x4	07/90	03/94	T850	892.760		MAREA 1.6 100 16V	09/96		T510	850.450D	
DUCATO Panorama 2.5 TD	08/90	03/94	T850	892.760		MAREA 1.6 100 16V Bipower	04/99		T510	850.450D	
DUCATO Panorama 2.5 TD 4x4	06/90	05/94	T850	892.760		MAREA 1.6 SX	09/00	08/02	T510	850.450D	
DUNA Hatchback 0.9	07/91	10/95			844.330S	MAREA 1.8 115 16V	09/96		T510	850.450D	
DUNA Hatchback 1.1	07/91	07/96			844.330S	MAREA 1.9 JTD 105	04/99	01/01	T600	860.530D	
DUNA Hatchback 1.4	07/91	07/96			844.330S	MAREA 1.9 JTD 110	01/01		T600		
DUNA Hatchback 1.4 Turbo	07/91	10/95			844.330S	MAREA 1.9 TD 100	09/96		T600	860.530D	
DUNA Saloon 1.1	07/91	07/96			844.330S	MAREA 1.9 TD 75	09/96		T600	860.530D	
DUNA Saloon 1.4	07/91	07/96			844.330S	MAREA 2.0 150 20V	09/96		T600		
ELBA 1.3		02/95	T510	850.450D		MAREA 2.0 155 20V	04/99	01/01	T600	860.530D	
ELBA 1.4	10/93	02/95	T510	850.450D		MAREA 2.4 JTD 130	04/99		T720	874.680D	
ELBA 1.5	01/92	12/96	T510	850.450D		MAREA 2.4 TD 125	09/96	04/99	T600	860.530D	
ELBA 1.6	01/94	12/96	T510	850.450D		MAREA Weekend 1.2 16V	10/98		T510	850.450D	
FIORINO Box 1.0 iE	11/92	04/96			844.330S	MAREA Weekend 1.4 80 12V	09/96		T510	850.450D	
FIORINO Box 1.3	06/94	09/98			844.330S	MAREA Weekend 1.6	09/00	08/02	T510	850.450D	
FIORINO Box 1.3 D Multijet	02/08		T510	850.450D		MAREA Weekend 1.6 100 16V	09/96		T510	850.450D	
FIORINO Box 1.4	11/92		T510	850.450D		MAREA Weekend 1.8 115 16V	09/96		T510	850.450D	
FIORINO Box 1.4 Natural Power	01/10		T510	850.450D		MAREA Weekend 1.9 JTD 105	04/99		T600	860.530D	
FIORINO Box 1.7 TD	11/96	05/00			871.680	MAREA Weekend 1.9 JTD 110	01/01		T600		
FIORINO Box 65 1.7 TD	01/97	05/01			871.680	MAREA Weekend 1.9 TD 100	09/96		T600	860.530D	
FIORINO Box 70 i.e. 1.4	05/94	05/01			844.330S	MAREA Weekend 1.9 TD 75	09/96		T600	860.530D	
FIORINO Box 75 i.e. 1.6	10/93	05/01			844.330S	MAREA Weekend 2.0 150 20V	09/96		T600		
FIORINO Pick up 1.3	06/94	09/98			844.330S	MAREA Weekend 2.0 155 20V	04/99	01/01	T600	860.530D	
FIORINO Pick up 1.4	05/94	05/01			844.330S	MAREA Weekend 2.4 JTD 130	04/99		T720	874.680D	
FIORINO Pick up 1.6	01/94	05/01			844.330S	MAREA Weekend 2.4 TD 125	09/96	04/99	T720	874.680D	
FIORINO Pick up 1.7 D	10/93	10/99			871.680	MULTIPLA 1.6	09/00	08/05	T510	850.450D	
FIORINO Pick up 1.7 TD	01/97	05/01			871.680	MULTIPLA 1.9 JTD 110	03/01	07/02	T600		
GRANDE PUNTO 1.2	10/05		T390			MULTIPLA 1.9 JTD 115	07/02		T600		
						PALIO 1.0	04/96		T510	850.450D	

MARCHIO E MODELLO	DA	A	Sigla identificativa			MARCHIO E MODELLO	DA	A	Sigla identificativa		
			Riferimento IRIDIUM TOP	Riferimento IRIDIUM	Senza Manutenzione				Riferimento IRIDIUM TOP	Riferimento IRIDIUM	Senza Manutenzione
FIAT cont.						FIAT cont.					
PALIO 1.1	07/97		T510	850.450D		PUNTO 1.7 TD	01/94	09/99	T600	860.530D	
PALIO 1.2	07/97		T510	850.450D		PUNTO 1.9 JTD	10/01		T600	860.530D	
PALIO 1.3	06/03		T510	850.450D		PUNTO 55 1.1	09/93	09/99	T510	850.450D / 844.360D	
PALIO 1.3 JTD Multijet	06/03		T510	850.450D		PUNTO 60 1.2	01/94	09/99	T510	850.450D / 844.360D	
PALIO 1.4	04/96		T510	850.450D		PUNTO 60 TD 1.7	09/96	09/99	T600	860.530D	
PALIO 1.4 CAT	04/96		T510	850.450D		PUNTO 75 1.2	10/93	09/99	T510	850.450D / 844.360D	
PALIO 1.5	04/96		T510	850.450D		PUNTO 85 16V 1.2	04/97	09/99	T510	850.450D / 844.360D	
PALIO 1.6	07/97		T510	850.450D		PUNTO 90 1.6	01/94	04/97	T510	850.450D / 844.360D	
PALIO 1.6 16V	04/96		T510	850.450D		PUNTO Convertible 60 1.2	04/94	06/00	T510	850.450D	
PALIO 1.7 TD	07/97		T600			PUNTO Convertible 85 16V 1.2	04/97	06/00	T510	850.450D	
PALIO 1.8	10/05		T600			PUNTO Convertible 90 1.6	04/94	04/97	T510	850.450D	
PALIO 1.9 D	09/00		T600			PUNTO Van 1.1	04/96	02/00	T510	850.450D / 844.360D	
PALIO Weekend 1.0	07/98	10/03	T510	850.450D		PUNTO Van 1.2 60	02/00		T390		
PALIO Weekend 1.2	04/96		T510	850.450D		PUNTO Van 1.3 JTD	06/03	10/05	T510	850.450D	
PALIO Weekend 1.4	07/97	08/01	T510	850.450D		PUNTO Van 1.7 D	04/96	02/00	T600	860.530D	
PALIO Weekend 1.5	06/04		T510	850.450D		PUNTO Van 1.7 TD	04/96	02/00	T600	860.530D	
PALIO Weekend 1.6			T510	850.450D		PUNTO Van 1.9 D 60	02/00		T600		
PALIO Weekend 1.7 TD	04/96		T600	860.530D		PUNTO Van 1.9 JTD	02/00		T600	860.530D	
PALIO Weekend 1.8	10/05		T510	850.450D		QUBO 1.3 D Multijet	09/08		T510	850.450D	
PALIO Weekend 1.9 JTD	09/01		T600	860.530D		QUBO 1.4	09/08		T510	850.450D	
PANDA 1.1	09/03		T510	850.450D		QUBO 1.4 Natural Power	01/10		T510	850.450D	
PANDA 1.2	09/03		T510	850.450D		SCUDO 2.0 D Multijet	01/07		T720	874.680D	
PANDA 1.2 4x4	10/04		T510	850.450D		SCUDO Box 1.6	02/96		T510		
PANDA 1.2 Bi-Power	01/07		T390			SCUDO Box 1.9 D	02/96		T600	860.530D	
PANDA 1.2 LPG	04/09		T390			SCUDO Box 1.9 TD	02/96		T600	860.530D	
PANDA 1.3 D Multijet	09/03		T510	850.450D		SCUDO Box 2.0	05/00		T600		
PANDA 1.3 D Multijet 4x4	10/04		T510	850.450D		SCUDO Box 2.0 D Multijet	01/07		T720	874.680D	
PANDA 1.4	10/06		T510	850.450D		SCUDO Box 2.0 JTD	12/99		T600	860.530D	
PANDA 1100	05/91	09/03	T510	850.450D		SCUDO Combinato 1.6	02/96		T510		
PANDA 1100 4x4	02/95	07/04	T510	850.450D		SCUDO Combinato 1.9 D	02/96		T600	860.530D	
PANDA 1100 Trekking 4x4	10/91	07/04	T510	850.450D		SCUDO Combinato 1.9 TD	02/96		T600	860.530D	
PANDA 900	04/92	12/96	T390			SCUDO Combinato 1.9 TD Eco	02/96		T600	860.530D	
PANDA Van 1.1	05/91	02/04	T510	850.450D		SCUDO Combinato 2.0 16V	06/00		T600		
PANDA Van 1.1 AWD	09/00	02/04	T510	850.450D		SCUDO Combinato 2.0 JTD	12/99		T600	860.530D	
PANDA Van 1.2	09/04		T390			SCUDO Combinato 2.0 Multijet	01/07		T720	874.680D	
PANDA Van 1.2 4x4	09/04		T390			SCUDO Flatbed / Chassis 2.0 D Multijet	01/07		T720	874.680D	
PANDA Van 1.3 JTD	03/04		T510	850.450D		SEDICI 1.6 16V	06/06		T600		
PANDA Van 1000 i.e	08/92	02/04	T510	850.450D		SEDICI 1.6 16V 4x4	06/06		T600		
PREMIO 1.5 i.e.	06/92	12/96	T510	850.450D		SEDICI 1.9 D Multijet	06/06		T600		
PREMIO 1.6 i.e.	08/93	12/96	T510	850.450D		SIENA 1.0	09/98		T510	850.450D	
PUNTO 1.2 Natural Power	09/03		T510	850.450D							
PUNTO 1.3 JTD 16V	06/03		T510	850.450D							
PUNTO 1.4	09/03		T510	850.450D							
PUNTO 1.4 GT Turbo	01/94	09/99	T510	850.450D							
PUNTO 1.7 D	04/94	09/97	T600	860.530D							

MARCHIO E MODELLO	DA	A	Sigla identificativa			MARCHIO E MODELLO	DA	A	Sigla identificativa		
			Riferimento IRIDIUM TOP	Riferimento IRIDIUM	Senza Manutenzione				Riferimento IRIDIUM TOP	Riferimento IRIDIUM	Senza Manutenzione
FIAT cont.						FIAT cont.					
SIENA 1.2	09/98		T510	850.450D							
SIENA 1.3 JTD	09/03		T510	850.450D		UNO 1.0 iE	05/98	08/00	T510	850.450D / 844.360D	
SIENA 1.4	04/96		T510	850.450D							
SIENA 1.4 CAT	04/96		T510	850.450D		UNO 1.4	07/91	08/00	T510	850.450D / 844.360D	
SIENA 1.5	06/04		T510	850.450D							
SIENA 1.6	11/00		T510	850.450D		UNO 1.5 75 iE	01/94	10/95	T510	850.450D / 844.360D	
SIENA 1.6 16V	09/98		T510	850.450D							
SIENA 1.7 TD	02/06		T600			UNO 1.6 R	12/92	12/95	T510	850.450D / 844.360D	
SIENA 1.9 D	11/00		T600								
STILO 1.4 16V	01/04		T510	850.450D		UNO 1.7 D	11/94	08/00	T600	860.530D	
STILO 1.6	04/05		T600								
STILO 1.6 16V	10/01		T600			UNO 50 1.1	01/90	12/93	T510	850.450D / 844.360D	
STILO 1.9 D Multijet	09/05		T720	874.680D							
STILO 1.9 JTD	10/01		T720	874.680D		UNO 50 i.e. 1.1	06/92	12/93	T510	850.450D / 844.360D	
STILO Multi Wagon 1.4 16V	01/04		T510	850.450D							
STILO Multi Wagon 1.6 16V	01/03		T510	850.450D		UNO 55 1.0	04/94	08/00	T510	850.450D / 844.360D	
STILO Multi Wagon 1.8 16V	01/03		T600			BRAVA 1.4	10/95	10/01	T510	850.450D	
STILO Multi Wagon 1.9 D	09/04		T720	874.680D		BRAVA 1.4 12 V	10/95	08/98	T510	850.450D	
STILO Multi Wagon 1.9 D Multijet	09/05		T720	874.680D		BRAVA 1.6 16V	10/95	10/01	T510	850.450D	
STILO Multi Wagon 1.9 JTD	01/03		T720	874.680D		BRAVA 1.8 GT 16V	10/95	10/01	T510	850.450D	
STRADA 1.2	06/99		T600	860.530D		BRAVA 1.9 TD 100 S	03/96	10/01	T600	860.530D	
STRADA 1.2 Trekking	11/05		T600			BRAVA 1.9 TD 75 S	03/96	10/01	T600	860.530D	
STRADA 1.3 D Multijet	05/06		T600			BRAVO 1.6 16V	10/95	10/01	T510	850.450D	
STRADA 1.6 Trekking	11/05		T600			BRAVO 1.8 GT	10/95	10/01	T510	850.450D	
STRADA 1.7 TD	06/99		T600	860.530D		BRAVO 1.9 TD 100 S	03/96	10/01	T600	860.530D	
STRADA 1.9 D	12/00		T600			BRAVO 1.9 TD 75 S	03/96	10/01	T600	860.530D	
STRADA 1.9 JTD	04/03		T600	860.530D		BRAVO 2.0 HGT 20V	10/95	10/01	T600	860.530D	
TEMPRA 1.6	03/90	06/93	T510	850.450D		CINQUECENTO 0.7	12/91	01/96	T390		
TEMPRA S.W. 1.6	12/90	07/96	T510	850.450D		CINQUECENTO 0.7 i	07/94	01/98	T390		
TEMPRA S.W. 1.8 4x4	07/92	06/93	T510	850.450D		CINQUECENTO 0.9	07/91	12/93	T390		
TIPO 1.8 i.e	03/93	04/95	T510	850.450D		CINQUECENTO 0.9 i.e.	07/91	12/93	T390		
						CINQUECENTO 0.9 i.e. S	07/91	07/99	T390		
TIPO 1.8 i.e.	10/90	04/95	T510	850.450D		CINQUECENTO 1.1 Sporting	10/94	01/98	T390		
TIPO 1.9 D	07/91	08/96	T600	860.530D		DOBLO 1.2	03/01		T390		
TIPO 2.0	10/90	10/92	T600	860.530D		DOBLO 1.6 16V	10/01		T510	850.450D	
ULYSSE 2.0	06/94		T720	874.680D		DOBLO 1.9 D	03/01		T600		
ULYSSE 2.0 16V	05/98	08/02	T720	874.680D		DOBLO Cargo 1.2	03/01		T390		
ULYSSE 2.0 D Multijet	05/06		T720	874.680D		DOBLO Cargo 1.6 16V	10/01		T510	850.450D	
ULYSSE 2.0 JTD	10/99		T720	874.680D		DOBLO Cargo 1.9 D	03/01		T600		
ULYSSE 2.1 TD	03/96	10/99	T720	874.680D		MULTIPLA 1.6 100 16V	04/99		T510	850.450D	
ULYSSE 2.2 D Multijet	03/08		T720			MULTIPLA 1.6 16V Bipower	04/99		T510	850.450D	
ULYSSE 2.2 JTD	08/02		T720	874.680D		MULTIPLA 1.6 16V Blupower	04/99		T510	850.450D	
ULYSSE 3.0 V6	08/02		T720	874.680D		MULTIPLA 1.9 JTD	04/02		T600		
						MULTIPLA 1.9 JTD 105	04/99		T600	860.530D	
UNO 1.0	11/94	08/00	T510	850.450D / 844.360D		PALIO Weekend 1.6 16V	04/96		T510	850.450D	

MARCHIO E MODELLO	DA	A	Sigla identificativa			MARCHIO E MODELLO	DA	A	Sigla identificativa		
			Riferimento IRIDIUM TOP	Riferimento IRIDIUM	Senza Manutenzione				Riferimento IRIDIUM TOP	Riferimento IRIDIUM	Senza Manutenzione
FIAT cont.						FORD cont.					
PALIO Weekend 1.9 D	03/01		T600			C-MAX 1.8	02/07				860.600D
PANDA 750	01/95	12/97	T390			C-MAX 1.8 Flexifuel	02/07				860.600D
PUNTO 1.2 16V 80	09/99		T390			C-MAX 1.8 TDCi	02/07				871.680
PUNTO 1.2 60	09/99		T390			C-MAX 2.0	02/07				860.600D
PUNTO 1.8 130 HGT	09/99		T510	850.450D		C-MAX 2.0 CNG	04/09				860.600D
PUNTO 1.9 DS 60	09/99		T600	860.530D		C-MAX 2.0 LPG	06/08				860.600D
PUNTO 1.9 JTD 80	09/99		T600	860.530D		C-MAX 2.0 TDCi	02/07				871.680
SEICENTO 0.9	01/98		T390			COUGAR 2.0 16V	08/98	12/01	T720	874.680D	
SEICENTO 1.1	01/98		T390			COUGAR 2.5 ST 200	01/00	12/01			860.600D
SEICENTO Van 0.9	01/98		T390			COUGAR 2.5 V6 24V	08/98	12/01	T720	874.680D	
SEICENTO Van 1.1	01/98		T390			COURIER Box 1.3	09/91				844.420D
STILO 1.2 16V	02/02		T510	850.450D		COURIER Box 1.4 i	04/96	10/99			844.420D
STILO 1.8 16V	10/01		T600			COURIER Box 1.8 D	09/91				860.600D
						COURIER Box 1.8 DI	09/00				860.600D
STILO 2.4 20V	10/01		T720	874.680D		COURIER Box 1.8 TD	07/93	08/95			860.600D
TEMPRA 1.4 i.e.	03/91	08/96	T510	850.450D / 844.360D		COURIER Box D 1.8	05/98				860.600D
						COURIER Box TD 1.8	03/00				860.600D
TEMPRA 1.6 i.e.	06/90	08/96	T510	850.450D		COURIER Pickup 1.8 D	06/99	02/02			860.600D
TEMPRA 1.8 i.e.	03/90	08/96	T510	850.450D		ESCORT '91 Express 1.3	07/90	12/94			844.420D
TEMPRA 1.9 D	07/91	08/96	T600	860.530D		ESCORT '91 Express 1.4	07/90	12/94			844.420D
TEMPRA 1.9 TD	05/90	08/96	T600	860.530D		ESCORT '91 Express 1.8 D	07/90	12/94			871.680
TEMPRA 2.0 i.e.	10/90	08/96	T510	850.450D		ESCORT '95 Box 1.4	01/95				844.420D
TEMPRA S.W. 1.4 i.e.	03/91	08/96	T510	850.450D / 844.360D		ESCORT '95 Box 1.8 D	01/95				871.680
						ESCORT '95 Box 1.8 Turbo D	12/95	06/01			871.680
TEMPRA S.W. 1.6 i.e.	10/90	08/96	T510	850.450D		ESCORT CLASSIC 1.6 16V	10/98	07/00			860.600D
TEMPRA S.W. 1.8 i.e.	03/90	08/96	T510	850.450D		ESCORT CLASSIC 1.8 TD	10/98	07/00			871.680
TEMPRA S.W. 1.9 D	07/91	08/96	T600	860.530D		ESCORT CLASSIC Turnier 1.6 16V	02/99	07/00			860.600D
TEMPRA S.W. 1.9 TD	07/91	02/95	T600	860.530D		ESCORT CLASSIC Turnier 1.8 TD	02/99	07/00			871.680
TEMPRA S.W. 2.0 i.e.	01/91	03/95	T510	850.450D		ESCORT Mk V 1.3	07/90	09/92			844.420D
TEMPRA S.W. 2.0 i.e. 4x4	03/92	03/95	T510	850.450D		ESCORT Mk V 1.4	07/90	09/92			844.420D
TIPO 1.6 i.e.	07/90	04/95	T510	850.450D		ESCORT Mk V 1.6		12/92			860.600D
TIPO 1.9 TD	09/90	04/95	T600	860.530D		ESCORT Mk V 1.8 16V XR3i	02/92	12/92			860.600D
TIPO 2.0 16V	07/91	04/95	T600	860.530D		ESCORT Mk V 1.8 D	07/90	12/92			871.680
TIPO 2.0 i.e.	03/90	04/95	T600	860.530D		ESCORT Mk V Convertible 1.4	07/90	12/92			844.420D
TIPO 2.0 i.e. 16V Sport	03/93	04/95	T510	850.450D		ESCORT Mk V Convertible 1.6	07/90	12/92			860.600D
ULYSSE 1.8	05/97	08/02	T600	860.530D		ESCORT Mk V Convertible 1.8 16V XR3i	02/92	12/92			860.600D
ULYSSE 1.9 TD	02/95	08/02	T720	874.680D							
ULYSSE 2.0 Turbo	06/94	08/02	T600	860.530D		ESCORT Mk V Estate 1.3	09/91	09/92			844.420D
						ESCORT Mk V Estate 1.4	07/90	09/92			844.420D
						ESCORT Mk V Estate 1.6		09/92			860.600D
						ESCORT Mk V Estate 1.8 16V	02/92	12/92			860.600D
						ESCORT Mk V Estate 1.8 D	07/90	12/92			871.680
						ESCORT Mk V Estate 1.8 TD	05/91	12/92			871.680
C-MAX 1.6	02/07				860.600D	ESCORT Mk V RS 2000	05/91	12/92			860.600D
C-MAX 1.6 TDCi	02/07				871.680	ESCORT Mk VI 1.3	09/92	01/95			844.420D

MARCHIO E MODELLO	DA	A	Sigla identificativa			MARCHIO E MODELLO	DA	A	Sigla identificativa		
			Riferimento IRIDIUM TOP	Riferimento IRIDIUM	Senza Manutenzione				Riferimento IRIDIUM TOP	Riferimento IRIDIUM	Senza Manutenzione
FORD cont.						FORD cont.					
ESCORT Mk VI 1.4	09/92	01/95			844.420D	ESCORT Mk VII Estate 1.3	01/95	10/98			844.420D
ESCORT Mk VI 1.6 i 16V	09/92	01/95			860.600D	ESCORT Mk VII Estate 1.4	01/95	02/99			844.420D
ESCORT Mk VI 1.8 16V XR3i	09/92	01/95			860.600D	ESCORT Mk VII Estate 1.6 16V	01/95	02/99			860.600D
ESCORT Mk VI 1.8 D	09/92	01/95			871.680	ESCORT Mk VII Estate 1.6 i 16V	01/95	08/95			860.600D
ESCORT Mk VI 1.8 i 16V	09/92	01/95			860.600D	ESCORT Mk VII Estate 1.8 16V		02/99			860.600D
ESCORT Mk VI 1.8 TD	02/93	01/95			871.680	ESCORT Mk VII Estate 1.8 D	01/95	02/99			860.600D
ESCORT Mk VI 1.8 XR3i 16V 4x4	08/93	01/95			860.600D	ESCORT Mk VII Estate 1.8 TD	01/95	02/99			860.600D
ESCORT Mk VI Convertible 1.4	12/92	04/94			844.420D	ESCORT Mk VII Estate 1.8 Turbo D	12/95	02/99			860.600D
ESCORT Mk VI Convertible 1.4 i	07/93	01/95			844.420D	ESCORT Mk VII RS 2000	02/95	02/98			860.600D
ESCORT Mk VI Convertible 1.6 16V XR3i	12/92	01/95			860.600D	ESCORT Mk VII RS 2000 4x4	02/95	10/98			860.600D
ESCORT Mk VI Convertible 1.6 i 16V	02/94	01/95			860.600D	ESCORT Mk VII RS Cosworth 4x4	02/95	10/98			860.600D
ESCORT Mk VI Convertible 1.8 16V XR3i	12/92	01/95			860.600D	ESCORT Mk VII Saloon 1.3	01/95	02/99			844.420D
ESCORT Mk VI Estate 1.3	09/92	01/95			844.420D	ESCORT Mk VII Saloon 1.4	01/95	02/99			844.420D
ESCORT Mk VI Estate 1.4	09/92	01/95			844.420D	ESCORT Mk VII Saloon 1.6 i 16V		02/99			860.600D
ESCORT Mk VI Estate 1.6 i 16V	09/92	01/95			860.600D	ESCORT Mk VII Saloon 1.8 16V		02/99			860.600D
ESCORT Mk VI Estate 1.8 D	09/92	01/95			871.680	ESCORT Mk VII Saloon 1.8 D	01/95	12/96			860.600D
ESCORT Mk VI Estate 1.8 i 16V	01/93	01/95			860.600D	ESCORT Mk VII Saloon 1.8 TD	01/95	10/98			860.600D
ESCORT Mk VI Estate 1.8 TD	02/93	01/95			871.680	ESCORT Mk VII Saloon 1.8 Turbo D	12/95	02/99			860.600D
ESCORT Mk VI RS 2000	09/92	01/95			860.600D	FIESTA Box 1.3	04/91	08/95			844.420D
ESCORT Mk VI RS 2000 4x4	08/93	01/95			860.600D	FIESTA Box 1.8 TD	07/93	08/95			860.600D
ESCORT Mk VI RS Cosworth 4x4	09/92	01/95			860.600D	FIESTA Mk III 1.3 CAT	05/91	01/97			844.420D
ESCORT Mk VI Saloon 1.3	08/93	01/95			844.420D	FIESTA Mk III 1.4	11/92	12/96			844.420D
ESCORT Mk VI Saloon 1.4		01/95			844.420D	FIESTA Mk III 1.6 i 16V	01/94	12/95			844.420D
ESCORT Mk VI Saloon 1.6 i 16V	08/93	01/95			860.600D	FIESTA Mk III 1.8 16V	02/92	12/95			860.600D
ESCORT Mk VI Saloon 1.8 D	08/93	01/95			871.680	FIESTA Mk III 1.8 TD	03/93	12/95			860.600D
ESCORT Mk VI Saloon 1.8 i 16V	08/93	01/95			860.600D	FIESTA Mk III 1.8 XR2i 16V	02/92	12/95			860.600D
ESCORT Mk VI Saloon 1.8 TD	08/93	01/95			871.680	FIESTA Mk IV 1.0 i	02/97	01/02			844.420D
ESCORT Mk VII 1.3	01/95	10/98			844.420D	FIESTA Mk IV 1.1	09/95	12/96			844.420D
ESCORT Mk VII 1.4	01/95	10/98			844.420D	FIESTA Mk IV 1.25 i 16V	08/95	01/02			844.420D
ESCORT Mk VII 1.6 16V	01/95	10/98			860.600D	FIESTA Mk IV 1.3 i	08/95	01/02			844.420D
ESCORT Mk VII 1.6 16V 4x4	01/95	10/98			860.600D	FIESTA Mk IV 1.4 i 16V	04/96	01/02			844.420D
ESCORT Mk VII 1.6 i 16V	01/95	08/95			860.600D	FIESTA Mk IV 1.6 16V Sport	02/00	01/02			844.420D
ESCORT Mk VII 1.8 16V		10/98			860.600D	FIESTA Mk IV 1.8 D	08/95	04/00			871.680
ESCORT Mk VII 1.8 D	01/95	12/96			860.600D	FIESTA Mk IV 1.8 DI	04/00	01/02			860.600D
ESCORT Mk VII 1.8 TD	01/95	10/98			860.600D	FIESTA V 1.25 16V	05/02				844.420D
ESCORT Mk VII 1.8 Turbo D	12/95	10/98			860.600D	FIESTA V 1.3	11/01				844.420D
ESCORT Mk VII Convertible 1.4	02/95	08/98			844.420D	FIESTA V 1.4 16V	11/01				844.420D
ESCORT Mk VII Convertible 1.6 16V XR3i		09/99			860.600D	FIESTA V 1.4 TDCi	11/01				871.680
ESCORT Mk VII Convertible 1.8 16V XR3i		08/00			860.600D	FIESTA V 1.6 16V	11/01				844.420D
ESCORT Mk VII Convertible 1.8 TD	09/95	08/98			860.600D	FIESTA V 1.6 TDCi	11/04				860.600D
ESCORT Mk VII Convertible 1.8 Turbo D	10/96	08/99			860.600D	FIESTA V ST150	03/05				860.600D
						FIESTA Van 1.3	10/03				844.420D
						FIESTA Van 1.4 TDCi	10/03				860.600D
						FIESTA Van 1.6 TDCi	01/09				860.600D
						FIESTA VI 1.25	10/08				844.420D

MARCHIO E MODELLO	DA	A	Sigla identificativa			MARCHIO E MODELLO	DA	A	Sigla identificativa		
			Riferimento IRIDIUM TOP	Riferimento IRIDIUM	Senza Manutenzione				Riferimento IRIDIUM TOP	Riferimento IRIDIUM	Senza Manutenzione
FORD cont.						FORD cont.					
FIESTA VI 1.4	10/08				844.420D	FOCUS II Saloon 1.6	04/05				844.420D
FIESTA VI 1.4 TDCi	01/09				860.600D	FOCUS II Saloon 1.6 TDCi	04/05				871.680
FIESTA VI 1.6 TDCi	10/08				860.600D	FOCUS II Saloon 1.6 Ti	04/05				871.680
FIESTA VI 1.6 Ti	10/08				860.600D	FOCUS II Saloon 1.8	03/06				860.600D
FOCUS 1.4 16V	10/98	11/04			844.420D	FOCUS II Saloon 1.8 Flexifuel	12/05				860.600D
FOCUS 1.6 16V	10/98	11/04			844.420D	FOCUS II Saloon 1.8 TDCi	04/05				871.680
FOCUS 1.6 16V Flexifuel	01/02	11/04			844.420D	FOCUS II Saloon 2.0	04/05				860.600D
FOCUS 1.8 16V	10/98	11/04			860.600D	FOCUS II Saloon 2.0 TDCi	04/05				871.680
FOCUS 1.8 DI / TDDi	08/99	11/04			871.680	FOCUS II Turnier 1.4	11/04				844.420D
FOCUS 1.8 TDCi	03/01	11/04			871.680	FOCUS II Turnier 1.6	11/04				844.420D
FOCUS 1.8 Turbo DI / TDDi	10/98	11/04			871.680	FOCUS II Turnier 1.6 TDCi	11/04				871.680
FOCUS 2.0 16V	10/98	11/04			860.600D	FOCUS II Turnier 1.6 Ti	11/04				860.600D
FOCUS C-MAX 1.6	10/03	03/07			844.420D	FOCUS II Turnier 1.8	03/06				860.600D
FOCUS C-MAX 1.6 TDCi	10/03	03/07			871.680	FOCUS II Turnier 1.8 Flexifuel	12/05				860.600D
FOCUS C-MAX 1.6 Ti	08/04	03/07			844.420D	FOCUS II Turnier 1.8 TDCi	11/04				871.680
FOCUS C-MAX 1.8	10/03	03/07			860.600D	FOCUS II Turnier 2.0	11/04				860.600D
FOCUS C-MAX 1.8 Flexifuel	01/06	03/07			860.600D	FOCUS II Turnier 2.0 LPG	06/08				860.600D
FOCUS C-MAX 1.8 TDCi	01/05	03/07			871.680	FOCUS II Turnier 2.0 TDCi	11/04				871.680
FOCUS C-MAX 2.0	04/04	03/07			860.600D	FOCUS RS	10/02	11/04			860.600D
FOCUS C-MAX 2.0 TDCi	10/03	03/07			871.680	FOCUS Saloon 1.4 16V	02/99	11/04			844.420D
FOCUS Estate 1.4 16V	02/99	11/04			844.420D	FOCUS Saloon 1.6 16V	02/99	11/04			844.420D
FOCUS Estate 1.6 16V	02/99	11/04			844.420D	FOCUS Saloon 1.8 16V	02/99	11/04			860.600D
FOCUS Estate 1.6 16V Flexifuel	01/02	11/04			844.420D	FOCUS Saloon 1.8 TDCi	03/01	11/04			871.680
FOCUS Estate 1.8 16V	02/99	11/04			860.600D	FOCUS Saloon 1.8 TDDi	08/01	03/05			871.680
FOCUS Estate 1.8 BiFuel	02/03	01/05			860.600D	FOCUS Saloon 1.8 Turbo DI / TDDi	02/99	11/04			871.680
FOCUS Estate 1.8 DI / TDDi	08/99	11/04			871.680	FOCUS Saloon 2.0 16V	02/99	11/04			860.600D
FOCUS Estate 1.8 TDCi	03/01	11/04			871.680	FOCUS ST170	03/02	11/04			860.600D
FOCUS Estate 1.8 Turbo DI / TDDi	02/99	11/04			871.680	FUSION 1.25	08/04				844.420D
FOCUS Estate 2.0 16V	02/99	11/04			860.600D	FUSION 1.3	11/02				844.420D
FOCUS Estate ST170	09/02	11/04			860.600D	FUSION 1.4	08/02				844.420D
FOCUS II 1.4	11/04				844.420D	FUSION 1.4 TDCi	08/02				871.680
FOCUS II 1.6	11/04				844.420D	FUSION 1.6	08/02				844.420D
FOCUS II 1.6 TDCi	11/04				871.680	FUSION 1.6 TDCi	11/04				871.680
FOCUS II 1.6 Ti	11/04				844.420D	GALAXY 1.8 TDCi	05/06				882.LB4D
FOCUS II 1.8	03/06				860.600D	GALAXY 1.9 TDI			T850	892.760	
FOCUS II 1.8 Flexifuel	12/05				860.600D	GALAXY 2.0	05/06				860.600D
FOCUS II 1.8 TDCi	01/05				871.680	GALAXY 2.0 Flexifuel	05/06				871.680
FOCUS II 2.0	11/04				860.600D	GALAXY 2.0 i	11/95	05/06			860.600D
FOCUS II 2.0 CNG	04/09				860.600D	GALAXY 2.0 TDCi	05/06				882.LB4D
FOCUS II 2.0 LPG	06/08				860.600D	GALAXY 2.2 TDCi	03/08				882.LB4D
FOCUS II 2.0 TDCi	11/04				871.680	GALAXY 2.3	07/07				860.600D
FOCUS II 2.5 ST	10/05				871.680	GALAXY 2.3 16V	01/97	05/06			860.600D
FOCUS II Convertible 2.0	10/06				860.600D	GALAXY 2.3 4x4	09/96	04/00			871.680
FOCUS II Convertible 2.0 TDCi	10/06				871.680	GALAXY 2.8 i V6	11/95	04/00			871.680
FOCUS II Saloon 1.4	04/05				844.420D	GALAXY 2.8 i V6 4x4	04/96	04/00			871.680

MARCHIO E MODELLO	DA	A	Sigla identificativa			MARCHIO E MODELLO	DA	A	Sigla identificativa		
			Riferimento IRIDIUM TOP	Riferimento IRIDIUM	Senza Manutenzione				Riferimento IRIDIUM TOP	Riferimento IRIDIUM	Senza Manutenzione
FORD cont.						FORD cont.					
GALAXY 2.8 V6	04/00	05/06			871.680	MONDEO Saloon 1.8 TD	06/93	08/96			860.600D
GRANADA Mk III 2.0 i	02/92	09/94			860.600D	MONDEO Saloon 2.0 i 16V	02/93	08/96			860.600D
GRANADA Mk III 2.5 TD	08/93	09/94			871.680	MONDEO Saloon 2.0 i 16V 4x4	12/94	08/96			860.600D
GRANADA Mk III 2.9 i 24V	04/91	09/94			871.680	MONDEO Saloon 2.5 i 24V	07/94	08/96			871.680
GRANADA Mk III Estate 2.0 i	09/91	09/94			860.600D	MONDEO IV 1.6 Ti	03/07				860.600D
GRANADA Mk III Estate 2.4 i	09/91	09/94			860.600D	MONDEO IV 1.8 TDCi	03/07				871.680
GRANADA Mk III Estate 2.5 D	10/90	08/92			871.680	MONDEO IV 2.0	03/07				860.600D
GRANADA Mk III Estate 2.5 TD	09/91	09/94			871.680	MONDEO IV 2.0 Flexifuel	03/07				860.600D
GRANADA Mk III Estate 2.9 24V	08/93	09/94			871.680	MONDEO IV 2.0 SCTi	03/10				860.600D
GRANADA Mk III Estate 2.9 i	09/91	09/94			871.680	MONDEO IV 2.0 TDCi	03/07				871.680
GRANADA Mk III Saloon 1.9	11/92	09/93			860.600D	MONDEO IV 2.3	07/07				871.680
GRANADA Mk III Saloon 2.0	03/90	08/92			860.600D	MONDEO IV 2.5	03/07				871.680
GRANADA Mk III Saloon 2.0 i	02/92	09/94			860.600D	MONDEO IV Saloon 1.6 Ti	03/07				860.600D
GRANADA Mk III Saloon 2.5 TD	08/93	09/94			871.680	MONDEO IV Saloon 1.8 TDCi	03/07				871.680
GRANADA Mk III Saloon 2.9	09/92	09/94			871.680	MONDEO IV Saloon 2.0	03/07				871.680
GRANADA Mk III Saloon 2.9 i 24V	04/91	09/94			871.680	MONDEO IV Saloon 2.0 Flexifuel	03/07				860.600D
GT 5.4	06/03				882.LB4D	MONDEO IV Saloon 2.0 TDCi	03/07				871.680
KA 1.0 i	07/97				844.420D	MONDEO IV Saloon 2.3	07/07				871.680
KA 1.2	02/09				844.420D	MONDEO IV Saloon 2.5	03/07				871.680
KA 1.3 i					844.420D	MONDEO IV Turnier 1.6 Ti	03/07				860.600D
KA 1.3 TDCi	02/09				860.600D	MONDEO IV Turnier 1.8 TDCi	03/07				871.680
KA 1.6 i	07/03				844.420D	MONDEO IV Turnier 2.0	03/07				860.600D
MAVERICK 2.0 16V	02/01		T600			MONDEO IV Turnier 2.0 Flexifuel	03/07				860.600D
MAVERICK 2.3 16V	03/04				875.D26D	MONDEO IV Turnier 2.0 SCTi	03/10				860.600D
MAVERICK 2.4 i	02/93	04/98			875.D26D	MONDEO IV Turnier 2.0 TDCi	03/07				871.680
MAVERICK 2.7 TD	02/93	04/98			895.760S	MONDEO IV Turnier 2.3	07/07				871.680
MAVERICK 3.0 24V	03/04				875.D26D	MONDEO IV Turnier 2.5	03/07				871.680
MAVERICK 3.0 V6 24V	02/01		T600			MONDEO Mk II 1.6 i	09/96	11/00			860.600D
MONDEO 1.6 i 16V	02/93	08/96			860.600D	MONDEO Mk II 1.6 i 16V	05/98	11/00			860.600D
MONDEO 1.8 i 16V	02/93	08/96			860.600D	MONDEO Mk II 1.8 i	09/96	11/00			860.600D
MONDEO 1.8 i 16V 4x4	02/93	08/96			860.600D	MONDEO Mk II 1.8 TD	09/96	11/00			860.600D
MONDEO 1.8 TD	06/93	08/96			871.680	MONDEO Mk II 2.0 i	09/96	11/00			860.600D
MONDEO 2.0 i 16V	02/93	08/96			860.600D	MONDEO Mk II 2.5 24V	09/96	11/00			871.680
MONDEO 2.0 i 16V 4x4	12/94	08/96			860.600D	MONDEO Mk II 2.5 ST 200	05/99	11/00			871.680
MONDEO 2.5 i 24V	07/94	08/96			871.680	MONDEO Mk II Estate 1.6 i	09/96	11/00			860.600D
MONDEO Estate 1.6 i 16V	04/93	08/96			860.600D	MONDEO Mk II Estate 1.6 i 16V	05/98	11/00			860.600D
MONDEO Estate 1.8 i 16V	04/93	08/96			860.600D	MONDEO Mk II Estate 1.8 i	09/96	11/00			860.600D
MONDEO Estate 1.8 i 16V 4x4	04/93	08/96			860.600D	MONDEO Mk II Estate 1.8 TD	09/96	11/00			860.600D
MONDEO Estate 1.8 TD	06/93	08/96			860.600D	MONDEO Mk II Estate 2.0 i	09/96	11/00			860.600D
MONDEO Estate 2.0 i 16V	01/93	08/96			860.600D	MONDEO Mk II Estate 2.5 24V	09/96	11/00			871.680
MONDEO Estate 2.0 i 16V 4x4	04/93	08/96			860.600D	MONDEO Mk II Estate 2.5 ST 200	05/99	11/00			871.680
MONDEO Estate 2.5 i 24V	07/94	08/96			871.680	MONDEO Mk II Saloon 1.6 i	09/96	11/00			860.600D
MONDEO Saloon 1.6 i 16V	02/93	08/96			860.600D	MONDEO Mk II Saloon 1.6 i 16V	05/98	11/00			860.600D
MONDEO Saloon 1.8 4x4	02/93	08/96			860.600D	MONDEO Mk II Saloon 1.8 i	09/96	11/00			860.600D
MONDEO Saloon 1.8 i 16V	02/93	08/96			860.600D	MONDEO Mk II Saloon 1.8 TD	09/96	11/00			860.600D

MARCHIO E MODELLO	DA	A	Sigla identificativa			MARCHIO E MODELLO	DA	A	Sigla identificativa		
			Riferimento IRIDIUM TOP	Riferimento IRIDIUM	Senza Manutenzione				Riferimento IRIDIUM TOP	Riferimento IRIDIUM	Senza Manutenzione
FORD cont.						FORD cont.					
MONDEO Mk II Saloon 2.0 i	09/96	11/00			860.600D	ORION Mk III 1.8 TD	03/92	12/93			871.680
MONDEO Mk II Saloon 2.5 24V	09/96	11/00			871.680	PUMA 1.4 16V	11/97	10/00			844.420D
MONDEO Mk II Saloon 2.5 ST 200	05/99	11/00			871.680	PUMA 1.6 16V	08/00				860.600D
MONDEO Mk III 1.8 16V	11/00	08/07			860.600D	PUMA 1.7 16V	03/97				860.600D
MONDEO Mk III 1.8 SCi	06/03	08/07			860.600D	PUMA ST 160	06/99				860.600D
MONDEO Mk III 2.0 16V	11/00	08/07			860.600D	RANGER 1.8	06/99	02/02			895.760S
MONDEO Mk III 2.0 16V DI / TDDi / TDCi	11/00	08/07			871.680	RANGER 2.2	03/02	09/05			895.760S
MONDEO Mk III 2.0 16V TDDi / TDCi	11/00	08/07			871.680	RANGER 2.3	10/01				895.760S
MONDEO Mk III 2.0 TDCi	10/01	08/07			871.680	RANGER 2.3 4x4	10/01	09/05			895.760S
MONDEO Mk III 2.2 TDCi	09/04	08/07			871.680	RANGER 2.5 D	10/99	04/02			895.760S
MONDEO Mk III 2.5 V6 24V	11/00	08/07			871.680	RANGER 2.5 D 4x4	10/99	04/02			895.760S
MONDEO Mk III 3.0 V6 24V	09/04	08/07			871.680	RANGER 2.5 TD	04/02				895.760S
MONDEO Mk III Estate 1.8 16V	11/00	08/07			860.600D	RANGER 2.5 TD 4x4	10/99				895.760S
MONDEO Mk III Estate 1.8 SCi	06/03	08/07			860.600D	RANGER 2.5 TDDi	04/02				895.760S
MONDEO Mk III Estate 2.0 16V	11/00	08/07			860.600D	RANGER 2.5 TDDi 4x4	04/02				895.760S
MONDEO Mk III Estate 2.0 16V DI / TDDi / TDCi	11/00	08/07			871.680	RANGER 2.6	10/02	09/04			895.760S
MONDEO Mk III Estate 2.0 16V TDDi / TDCi	11/00	08/07			871.680	RANGER 2.9 D	06/99	02/02			895.760S
MONDEO Mk III Estate 2.0 TDCi	10/01	08/07			871.680	RANGER 3.0	10/05				895.760S
MONDEO Mk III Estate 2.2 TDCi	09/04	08/07			871.680	RANGER 3.0 4x4	10/05				895.760S
MONDEO Mk III Estate 2.5 V6 24V	11/00	08/07			871.680	RANGER 3.0 TDCi	10/05				895.760S
MONDEO Mk III Estate 3.0 V6 24V	09/04	08/07			871.680	RANGER 3.0 TDCi 4x4	10/05				895.760S
MONDEO Mk III Estate ST220	04/02	08/07			871.680	RANGER 4.0	10/05				895.760S
MONDEO Mk III Saloon 1.8 16V	11/00	08/07			860.600D	RANGER 4.0 4x4	10/05				895.760S
MONDEO Mk III Saloon 1.8 SCi	06/03	08/07			860.600D	SCORPIO Mk II 2.0 i	10/94	08/98			860.600D
MONDEO Mk III Saloon 2.0 16V	11/00	08/07			860.600D	SCORPIO Mk II 2.0 i 16V	10/94	08/98			860.600D
MONDEO Mk III Saloon 2.0 16V DI / TDDi / TDCi	11/00	08/07			871.680	SCORPIO Mk II 2.3 i 16V	06/96	08/98			860.600D
MONDEO Mk III Saloon 2.0 16V TDDi / TDCi	11/00	08/07			871.680	SCORPIO Mk II 2.5 TD	10/94	08/98			871.680
MONDEO Mk III Saloon 2.0 TDCi	10/01	08/07			871.680	SCORPIO Mk II 2.9 i	02/95	08/98			871.680
MONDEO Mk III Saloon 2.2 TDCi	09/04	08/07			871.680	SCORPIO Mk II 2.9 i 24V	10/94	08/98			871.680
MONDEO Mk III Saloon 2.5 V6 24V	11/00	08/07			871.680	SCORPIO Mk II Estate 2.0 i	10/94	08/98			860.600D
MONDEO Mk III Saloon 3.0 V6 24V	09/04	08/07			871.680	SCORPIO Mk II Estate 2.0 i 16V	10/94	08/98			860.600D
MONDEO Mk III Saloon ST220	04/02	08/07			871.680	SCORPIO Mk II Estate 2.3 i 16V	06/96	08/98			860.600D
MONDEO Mk III ST220	04/02	08/07			871.680	SCORPIO Mk II Estate 2.5 TD	10/94	08/98			871.680
ORION Mk III 1.3	07/90	12/93			844.420D	SCORPIO Mk II Estate 2.9 i	02/95	08/98			871.680
ORION Mk III 1.4	07/90	12/93			844.420D	SCORPIO Mk II Estate 2.9 i 24V	10/94	08/98			871.680
ORION Mk III 1.6	07/90	12/92			844.420D	SIERRA 2.0 16V Cosworth 4x4	01/90	02/93			860.600D
ORION Mk III 1.6 i	07/90	09/92			844.420D	SIERRA 2.0 4x4	01/90	02/93			860.600D
ORION Mk III 1.6 i 16V	07/92	12/93			844.420D	SIERRA 2.0 i	01/90	02/93			860.600D
ORION Mk III 1.8 D	11/90	12/93			871.680	SIERRA 2.0 i DOHC	12/91	02/93			860.600D
ORION Mk III 1.8 i 16V	01/92	12/93			860.600D	SIERRA Estate 2.0 4x4	02/90	02/93			860.600D
						SIERRA Estate 2.0 i DOHC	12/91	02/93			860.600D
						SIERRA Hatchback 2.0 16V Cosworth 4x4	01/90	02/93			860.600D

MARCHIO E MODELLO	DA	A	Sigla identificativa			MARCHIO E MODELLO	DA	A	Sigla identificativa		
			Riferimento IRIIDIUM TOP	Riferimento IRIIDIUM	Senza Manutenzione				Riferimento IRIIDIUM TOP	Riferimento IRIIDIUM	Senza Manutenzione
FORD cont.						FORD cont.					
SIERRA Hatchback 2.0 16V Cosworth 4x4 CAT	01/90	02/93			860.600D	TRANSIT TOURNEO 2.0	11/94	12/00			871.680
SIERRA Hatchback 2.0 4x4	10/91	03/93			860.600D	TRANSIT TOURNEO 2.2 TDCi	07/06				882.LB4D
SIERRA Hatchback 2.0 i DOHC	12/91	02/93			860.600D	TRANSIT TOURNEO 2.4 D	08/94	06/00			871.680
S-MAX 1.8 TDCi	05/06				882.LB4D	TRANSIT TOURNEO 2.5 DI	11/94	12/00			871.680
S-MAX 2.0	05/06				871.680	TRANSIT TOURNEO 2.5 TD	11/94	12/00			871.680
S-MAX 2.0 Flexifuel	05/06				871.680	TRANSIT Van 2.0	09/91	03/06			860.600D
S-MAX 2.0 TDCi	05/06				882.LB4D	TRANSIT Van 2.0 [RWD]	09/00	03/06			860.600D
S-MAX 2.2 TDCi	03/08				882.LB4D	TRANSIT Van 2.0 TDCi	08/02	05/06			871.680
S-MAX 2.3	07/07				871.680	TRANSIT Van 2.3	03/01	03/06			860.600D
S-MAX 2.5 ST	05/06				871.680	TRANSIT Van 2.4 TD	08/00	08/03			882.LB4D
STREET KA 1.6	05/03	07/05			844.420D	TRANSIT Van 2.4 TD All-wheel Drive	08/00	08/03			882.LB4D
TOURNEO CONNECT 1.8 16V	06/02				871.680	TRANSIT Van 2.4 TDCi	03/04	05/06			882.LB4D
TOURNEO CONNECT 1.8 Di	06/02				871.680	TRANSIT Van 2.4 TDDi	08/00	08/03			882.LB4D
TOURNEO CONNECT 1.8 TDCi	08/06				871.680	TRANSIT Van 2.4 TDE	07/01	05/06			882.LB4D
TOURNEO CONNECT 1.8 Turbo Di	06/02				871.680	FIESTA Mk III 1.6 Turbo	03/90	10/92			844.420D
TRANSIT Box 2.2 TDCi	07/06				882.LB4D	TRANSIT Bus 2.0 DI	08/00	05/06			871.680
TRANSIT Box 2.3 16V	07/06				871.680	TRANSIT Bus 2.0 i	09/91	07/94			871.680
TRANSIT Box 2.4 TDCi	07/06				882.LB4D	TRANSIT Bus 2.0 TDCi	08/02	05/06			871.680
TRANSIT Box 2.4 TDCi All-wheel Drive	11/06				882.LB4D	TRANSIT Bus 2.3 16V [RWD]	08/00	05/06			871.680
TRANSIT Box 3.2 TDCi	09/07				882.LB4D	TRANSIT Bus 2.4 DI	01/00	05/06			882.LB4D
TRANSIT Bus 2.0	09/91	03/06			871.680	TRANSIT Bus 2.4 DI [RWD]	01/00	05/06			882.LB4D
TRANSIT Bus 2.0 [RWD]	09/00	03/06			860.600D	TRANSIT Bus 2.5 DI	08/91	03/00			871.680
TRANSIT Bus 2.0 CNG	06/94	03/00			871.680	TRANSIT Bus 2.5 TD	09/91	06/00			871.680
TRANSIT Bus 2.2 TDCi	07/06				882.LB4D	TRANSIT Flatbed / Chassis 2.0	09/91	03/00			871.680
TRANSIT Bus 2.3	08/00	03/06			860.600D	TRANSIT Flatbed / Chassis 2.0 DI	08/00	05/06			871.680
TRANSIT Bus 2.4 TD	08/00	08/03			882.LB4D	TRANSIT Flatbed / Chassis 2.0 TDCi	08/02	05/06			871.680
TRANSIT Bus 2.4 TDCi	03/04				882.LB4D	TRANSIT Flatbed / Chassis 2.4 DI	01/00	05/06			882.LB4D
TRANSIT Bus 2.4 TDCi All-wheel Drive	11/06				882.LB4D	TRANSIT Flatbed / Chassis 2.5 DI	09/91	03/00			871.680
TRANSIT Bus 2.4 TDDi	08/00	03/06			882.LB4D	TRANSIT Flatbed / Chassis 2.5 TD	09/91				871.680
TRANSIT Bus 2.4 TDE	07/01	05/06			882.LB4D	TRANSIT Van 2.0 DI	08/00	05/06			871.680
TRANSIT Bus 2.9 i	01/91				871.680	TRANSIT Van 2.0 i	09/91	06/94			860.600D
TRANSIT Bus 3.2 TDCi	02/08				882.LB4D	TRANSIT Van 2.3 16V [RWD]	04/01	05/06			871.680
TRANSIT CONNECT 1.8 16V	06/02				860.600D	TRANSIT Van 2.4 DI	01/00	05/06			882.LB4D
TRANSIT CONNECT 1.8 Di	06/02				871.680	TRANSIT Van 2.4 DI [RWD]	01/00	05/06			882.LB4D
TRANSIT CONNECT 1.8 TDCi	06/02				871.680	TRANSIT Van 2.5 DI	05/91	03/00			871.680
TRANSIT Flatbed / Chassis 2.2 TDCi	07/06				882.LB4D	TRANSIT Van 2.5 TD	05/91	03/00			871.680
TRANSIT Flatbed / Chassis 2.3	03/01	03/06			860.600D	TRANSIT Van 2.5 TDI	06/94	03/00			871.680
TRANSIT Flatbed / Chassis 2.3 16V	04/01				871.680						
TRANSIT Flatbed / Chassis 2.4 TDCi	03/04				882.LB4D						
TRANSIT Flatbed / Chassis 2.4 TDCi All-wheel Drive	11/06				882.LB4D						
TRANSIT Flatbed / Chassis 2.4 TDDi	08/00	08/03			882.LB4D	HONDA					
TRANSIT Flatbed / Chassis 2.4 TDE	07/01	05/06			882.LB4D	ACCORD Coupe 2.4	07/03	07/08	T600		
TRANSIT Flatbed / Chassis 3.2 TDCi	09/07				882.LB4D	ACCORD Coupe 3.0 VTi- Vtec	04/06		T600		
						ACCORD IX 2.0	07/08				845.360D

MARCHIO E MODELLO	DA	A	Sigla identificativa			MARCHIO E MODELLO	DA	A	Sigla identificativa		
			Riferimento IRIDIUM TOP	Riferimento IRIDIUM	Senza Manutenzione				Riferimento IRIDIUM TOP	Riferimento IRIDIUM	Senza Manutenzione
HONDA cont.						HONDA cont.					
ACCORD IX 2.2 i-DTEC	07/08		T720			CIVIC Mk IV 1.5	10/91	09/95			845.26SPP
ACCORD IX 2.4	07/08				845.360D	CIVIC Mk IV 1.6 4x4	01/92	10/95			845.26SPP
ACCORD IX Estate 2.0	07/08		T720			CIVIC Mk IV 1.6 EX	08/93	10/95			845.26SPP
ACCORD IX Estate 2.2 i-DTEC	07/08		T720			CIVIC Mk IV 1.6 si 16V	10/91	10/93			845.360S
ACCORD IX Estate 2.4	07/08				845.360D	CIVIC Mk IV Coupe 1.5	08/93	12/95			845.26SPP
ACCORD Mk IV 1.8	01/90	12/91			845.360D	CIVIC Mk IV Coupe 1.6 i Vtec	01/94	03/96			845.26SPP
ACCORD Mk IV 2.2	10/91	10/93			860.540S	CIVIC Mk IV Hatchback 1.6	10/91	09/95			845.360S
ACCORD Mk IV Coupe 2.0 i 16V	01/92	09/93			860.540S	CIVIC Mk IV Hatchback 1.6 si 16V	10/91	10/93			845.360S
ACCORD Mk IV Estate 2.2	10/91	10/93			845.360D	CIVIC Mk V 1.2	11/97	03/01			845.360S
ACCORD Mk V 2.0 i	03/93	01/96			860.540S	CIVIC Mk V 1.4	11/95	10/98			845.360S
ACCORD Mk V 2.0 i S	03/93	01/96			860.540S	CIVIC Mk V 1.5 i	10/93	02/01			845.360S
ACCORD Mk V 2.3 i SR	03/93	01/96			860.540S	CIVIC Mk V 1.6	10/95	09/00			845.360S
ACCORD Mk V Coupe 2.2 i ES	09/93	02/98			860.540S	CIVIC Mk V 1.6 i Vtec	11/95	02/01			845.360S
ACCORD Mk V Estate 2.2	10/93	12/97			845.360D	CIVIC Mk V 1.7	11/97	03/01			845.360S
ACCORD Mk VI 2.2	04/96	12/97			845.360D	CIVIC Mk V Hatchback 1.5	11/95	12/96			845.360S
ACCORD Mk VII 1.6 i	10/98	12/02	T600	860.530D		CIVIC Mk V Hatchback 1.6		10/00			845.360S
ACCORD Mk VII 1.6 LS	10/98	12/02			860.540S	CIVIC Mk V Hatchback 1.6 VTi	11/95	02/01			845.360S
ACCORD Mk VII 1.8 i	10/98	12/02	T600	860.530D		CIVIC Mk V Hatchback 2.0 TDiC	11/98	10/00			860.540S
ACCORD Mk VII 2.0 i	10/98	01/01	T600	860.530D		CIVIC V Coupe 1.6	05/96	09/00			845.360D
ACCORD Mk VII 2.0 Turbo DI	02/99	12/02	T720	874.680D		CIVIC V Coupe 1.6 i	03/96	03/00			845.360S
ACCORD Mk VII 2.2 Type-R	02/99	12/02			860.540D	CIVIC V Coupe 1.6 i Vtec	03/96	12/00			845.360S
ACCORD Mk VII 2.3	01/01	12/02			860.540S	CIVIC VI 1.2	04/01	10/04			845.360D
ACCORD Mk VII 3.0 Vtec	10/98	12/02			860.540S	CIVIC VI 1.3 IMA	01/04	09/05			845.360S
ACCORD Mk VII Coupe 2.0	11/99	10/02			845.360D	CIVIC VI 1.6	02/01	09/05			845.360S
ACCORD Mk VII Coupe 2.0 i 16V	02/98	06/03			860.540S	CIVIC VI 1.7	02/01	09/05			845.360S
ACCORD Mk VII Coupe 2.3 VTi	02/98	10/02			860.540S	CIVIC VI 1.8	07/03	09/05			845.360S
ACCORD Mk VII Coupe 3.0 V6 24V	02/98	06/03			860.540S	CIVIC VI 2.0	10/03	09/05			845.360D
ACCORD Mk VII Coupe 3.0 Vtec	10/01	06/03			860.540S	CIVIC VI Coupe 1.6 i	02/01	12/05			845.360S
ACCORD Mk VII Estate 1.6	10/98	12/02			860.540S	CIVIC VI Coupe 1.7 i	05/01	12/05			845.360S
ACCORD Mk VII Estate 2.3 16 V	02/98				860.540S	CIVIC VI Coupe 1.7 i VTEC	05/01	12/05			845.360S
ACCORD Mk VII Estate 2.4 Vtec E	09/03	09/05			860.540S	CIVIC VI Hatchback 1.4 i	02/01	09/05			845.360S
ACCORD Mk VII Estate 2.4 Vtec T	09/03				860.540S	CIVIC VI Hatchback 1.6 i	02/01	09/05			845.360S
ACCORD Mk VII Hatchback 1.6	12/99	12/02			860.540S	CIVIC VI Hatchback 1.7	01/00	08/05			845.360S
ACCORD Mk VII Hatchback 2.0 TDi	12/99	10/00	T720	874.680D		CIVIC VI Hatchback 1.7 CTDi	01/02	09/05	T720	874.680D	
ACCORD VIII 2.2 i-CTDi	01/04		T720	874.680D		CIVIC VI Hatchback 2.0 i Sport	01/04	09/05			845.360S
ACCORD VIII 2.4	02/03				845.360D	CIVIC VI Hatchback 2.0 Type-R	09/01	09/05			845.360S
ACCORD VIII 2.4 Vtec	04/06	07/08			860.540S	CIVIC VII 1.3	01/06				845.360D
ACCORD VIII 2.4 Vtec E	02/03	09/05			860.540S	CIVIC VII 1.6	09/05				845.360D
ACCORD VIII 3.0	04/06				860.540S	CIVIC VII 1.8	09/05				845.360D
ACCORD VIII Tourer 2.2 i-CTDi	01/04		T720	874.680D		CIVIC VII 2.0	02/06				845.360D
ACCORD VIII Tourer 2.4 Vtec E	09/03	09/05			860.540S	CIVIC VII Hatchback 1.4	01/06				845.360D
ACCORD VIII Tourer 2.4 Vtec T	09/03				860.540S	CIVIC VII Hatchback 1.6	09/05				845.360D
CAPA 1.5 16V	04/98	09/02			860.540S	CIVIC VII Hatchback 1.8	01/06				845.360D
CIVIC Mk II Estate 1.8	01/93	02/95			845.360S	CIVIC VII Hatchback 2.0	12/06				860.540D
CIVIC Mk IV 1.3	01/92	12/92			845.26SPP	CIVIC VII Hatchback 2.2 CTDi	01/06		T720	874.680D	

MARCHIO E MODELLO	DA	A	Sigla identificativa			MARCHIO E MODELLO	DA	A	Sigla identificativa		
			Riferimento IRIDIUM TOP	Riferimento IRIDIUM	Senza Manutenzione				Riferimento IRIDIUM TOP	Riferimento IRIDIUM	Senza Manutenzione
HONDA cont.						HONDA cont.					
CIVIC VII Hatchback Type R	09/06				860.540D	SHUTTLE 3.5 ESI	09/00	06/02			860.540D
CONCERTO 1.8 TD	08/94	10/96	T720	874.680D		STREAM 1.7 16V	05/01				845.360S
CR-V I 2.0	04/99	02/02			845.360D	STREAM 1.8 Vtec	10/05				845.360D
CR-V Mk II 2.0	07/02	09/06			845.360D	STREAM 2.0 16V	05/01				845.360S
CR-V Mk II 2.2 CTDi	02/05	09/06	T720	874.680D		STREAM 2.0 Vtec	10/05				845.360D
CR-V Mk III 2.0 i-VTEC	01/07		T510			ACCORD Mk IV 2.0 16V	01/90	03/93			860.540S
CR-V Mk III 2.2 i-CTDi	01/07		T720	874.680D		ACCORD Mk IV 2.0 i 16V	01/90	03/93			860.540S
CR-V Mk III 2.4 iVtec All-wheel Drive	10/06		T600			ACCORD Mk IV 2.2 i 16V	01/90	03/93			860.540S
FR-V 1.7	02/05				845.360D	ACCORD Mk IV 2.2 i 16V Automatik	01/90	03/93			860.540S
FR-V 1.8	01/07				845.360D	ACCORD Mk IV Estate 2.0 i 16V	03/93	12/93			860.540S
FR-V 2.0	02/05				845.360D	ACCORD Mk IV Estate 2.2 i 16V	01/91	12/93			860.540S
FR-V 2.2 i CTDi	07/05		T720	874.680D		ACCORD MK V Coupe 2.0	09/93	12/97			860.540S
HR-V 1.6 16V	03/99				845.360D	ACCORD Mk V Estate 2.0 i LS 16V	09/93	02/98			860.540S
HR-V 1.6 16V 4WD	03/99				845.360D	ACCORD Mk V Estate 2.2 i ES	09/93	02/98			860.540S
INSIGHT 1.0	04/00	12/06			860.540S	ACCORD Mk VI 1.9 i	02/96	10/98			860.540S
INTEGRA 1.8	07/93	11/01			845.360D	ACCORD Mk VI 2.0 i LS	02/96	10/98			860.540S
INTEGRA 1.8 Type-R	11/97	10/01			845.360D	ACCORD Mk VI 2.0 TDi	04/96	10/98			860.540S
INTEGRA 1.8 VTiR	07/93	11/99			845.360D	ACCORD Mk VI 2.2 i VTEC	02/96	10/98			860.540S
INTEGRA 2.0	02/02				845.360D	ACCORD Mk VII Hatchback 1.8 i	12/99	12/02	T600	860.530D	
INTEGRA 2.0 16V Type-R	02/02				845.360D	ACCORD Mk VII Hatchback 2.0	12/99	12/02	T600	860.530D	
INTEGRA 2.0 Type-S	10/04	04/07			845.360D	ACCORD Mk VII Hatchback 2.3	11/00	12/02			860.540D
JAZZ 1.2	03/02				535.20	ACCORD VIII 2.0	02/03				845.360D
JAZZ 1.4	03/02				535.20	ACCORD VIII 2.0 All-wheel Drive	02/03				845.360S
JAZZ 1.5	04/02				535.20	ACCORD VIII Tourer 2.0	04/03				845.360D
JAZZ 1.5 i	07/08				535.20	ACCORD VIII Tourer 2.4	04/03				845.360D
LEGEND Mk II 3.2 i 24V	01/91	02/96			860.540D	CIVIC Mk I 1.5 i 16V	10/91	11/95			845.26SPP
LEGEND Mk II Coupe 3.2 i 24V	01/91	02/96			860.540D	CIVIC Mk IV 1.6	10/91	10/93			845.26SPP
LEGEND Mk III 3.5	10/04				875.D26D	CIVIC Mk IV 1.6 16V Vtec	10/91	11/95			845.26SPP
LEGEND Mk III 3.5 i 24V	02/96				875.D26S	CIVIC Mk IV 1.6 VTi	10/91	11/95			845.26SPP
LEGEND Mk III 3.5 V6 AWD	05/06				875.D26D	CIVIC Mk IV Coupe 1.5 i LSi	01/94	11/95			845.26SPP
LEGEND Mk III 3.7 VTEC V6	07/08				875.D26D	CIVIC Mk IV Coupe 1.6 i	01/94	11/95			845.26SPP
LOGO 1.3	03/99	03/02			845.360S	CIVIC Mk IV Hatchback 1.3 16V	10/91	11/95			845.26SPP
NSX Convertible 3.0 24V Vtec	03/95	09/05			860.540D	CIVIC Mk IV Hatchback 1.4 i	09/94	01/97			845.26SPP
NSX Convertible 3.0 24V Vtec Automatic	03/95	09/05			860.540D	CIVIC Mk IV Hatchback 1.5 i 16V	10/91	11/95			845.26SPP
NSX Convertible 3.2 24V Vtec	01/97	09/05			860.540D	CIVIC Mk IV Hatchback 1.5 i Vtec-E	09/94	01/97			845.26SPP
PRELUDE Mk V 2.2 16V	10/96	10/00			875.D26D	CIVIC Mk IV Hatchback 1.6 16V Vtec	10/91	11/95			845.26SPP
S2000 2.0	06/99				860.540S	CIVIC Mk IV Hatchback 1.6 i	09/94	01/97			845.26SPP
SHUTTLE 2.2 16V	10/94	02/98			860.540D	CIVIC Mk IV Hatchback 1.6 i Vtec	09/94	01/97			845.26SPP
SHUTTLE 2.2 4x4	06/94	09/97			860.540D	CIVIC Mk IV Hatchback 1.6 VTi 16V	10/91	11/95			845.26SPP
SHUTTLE 2.3 16V	10/97	06/02			860.540D	CIVIC Mk V 1.4 i	11/95	02/01			845.360S
SHUTTLE 2.3 16V 4x4	10/97	06/02			860.540D	CIVIC Mk V 1.6 VTi	11/95	02/01			845.360S
SHUTTLE 3.0	10/97	06/02			860.540D	CIVIC Mk V Estate 1.4 16V	04/98	02/01			845.360S
SHUTTLE 3.0 4x4	10/97	06/02			860.540D	CIVIC Mk V Estate 1.5 16V	04/98	02/01			845.360S
SHUTTLE 3.5	09/00	06/02			860.540D	CIVIC Mk V Estate 1.6 16V	04/98	02/01			845.360S
						CIVIC Mk V Estate 1.8 16V	04/98	02/01			845.360S

MARCHIO E MODELLO	DA	A	Sigla identificativa			MARCHIO E MODELLO	DA	A	Sigla identificativa			
			Riferimento IRIIDIUM TOP	Riferimento IRIIDIUM	Senza Manutenzione				Riferimento IRIIDIUM TOP	Riferimento IRIIDIUM	Senza Manutenzione	
HONDA cont.						HYUNDAI cont.						
CIVIC Mk V Estate 2.0 i D	04/98	02/01			850.D20S	ACCENT Saloon 1.5 i 12V	10/94	01/00				845.360D
CIVIC Mk V Hatchback 1.4 16V	01/97	02/01			845.360S	ACCENT Saloon 1.5 i 16V	10/95	01/00				845.360D
CIVIC Mk V Hatchback 1.4 i	11/95	02/01			845.360S	ACCENT Saloon 1.6	12/02					850.D20D
CIVIC Mk V Hatchback 1.4 i S	11/95	02/01			845.360S	ACCENT Saloon 1.6 GLS	11/05					850.D20D
CIVIC Mk V Hatchback 1.5 16V	01/97	02/01			845.360S	AMICA 1.0 i	08/99					535.20 B01
CIVIC Mk V Hatchback 1.5 i	11/95	02/01			845.360S	AMICA 1.1	06/03					535.20 B01
CIVIC Mk V Hatchback 1.6 16V	01/97	02/01			845.360S	ATOS 0.8	04/99	07/03				535.20 B01
CIVIC Mk V Hatchback 1.6 i	11/95	02/01			845.360S	ATOS 1.0 i	02/98					535.20 B01
CIVIC Mk V Hatchback 1.8 16V	01/97	02/01			845.360S	ATOS 1.1	08/03					535.20 B01
CIVIC Mk V Hatchback 2.0 i TD	01/97	02/01			850.D20S	ATOS 1.3	08/03	08/08				535.20 B01
CIVIC VI 1.4	02/01	09/05			845.360S	COUPE 1.6 16V	03/98					860.540D
CIVIC VI Hatchback 1.4 iS	02/01	09/05			845.360S	COUPE 1.6 i 16V	12/96	04/02				860.540D
CR-V I 2.0 16V	10/95	02/02			845.360D	COUPE 1.8	07/96	04/02				860.540D
CR-V Mk II 2.4 Vtec	03/02	09/06			845.360D	COUPE 2.0	08/99					875.D26D
CRX Mk III 1.6 ESi	03/92	12/98			845.360S	COUPE 2.0 16V	08/96	04/02				860.540D
CRX Mk III 1.6 i VTi	03/92	12/98			845.360S	COUPE 2.0 GLS	02/03					860.540D
NSX Coupe 3.0 24V Vtec	06/90	09/05			860.540D	COUPE 2.7 V6	03/02					875.D26D
NSX Coupe 3.0 24V Vtec Automatick	06/90	09/05			860.540D	COUPE F2 Evolution	01/99	05/99				875.D26D
NSX Coupe 3.2 24V Vtec	01/97	09/05			860.540D	ELANTRA 1.6			T510	850.450D		
PRELUDE Mk III 2.0 i EX 16V	04/90	01/92			875.D26S	ELANTRA 1.8			T510	850.450D		
PRELUDE Mk IV 2.0 i 16V	02/92	09/96			875.D26D	ELANTRA 2.0	06/00		T600			
PRELUDE Mk IV 2.2 i 16V Vtec	02/93	09/96			875.D26D	ELANTRA 2.0 CRDi	04/01					895.760D
PRELUDE Mk IV 2.3 i 16V	02/92	09/96			875.D26D	ELANTRA CRDi	02/06					895.760D
PRELUDE Mk V 2.0 16V	10/96	10/00			875.D26D	ELANTRA Hatchback 2.0 CWVT	06/06		T510	850.450D		
						ELANTRA Saloon 1.6			T510	850.450D		
HYUNDAI						ELANTRA Saloon 1.6 CRDi	02/06					875.D26D
ACCENT 1.3	10/94				850.D20D	ELANTRA Saloon 1.8			T600	860.530D		
ACCENT 1.3 i 12V	10/94	01/00			850.D20D	ELANTRA Saloon 2.0	06/00		T600			
ACCENT 1.4 GL	11/05				850.D20D	ELANTRA Saloon 2.0 CRDi	04/01					875.D26S
ACCENT 1.5	01/00				850.D20D	ELANTRA Saloon 2.0 CRDi	04/01					875.D26S
ACCENT 1.5 CRDi	04/02				875.D26D	GALLOPER I 2.5 TD	08/91	07/98				895.760S
ACCENT 1.5 CRDi GLS	11/05				875.D26D	GALLOPER I 2.5 TD intercooler	08/91	07/98				895.760S
ACCENT 1.5 i 12V	10/94	01/00			845.360D	GALLOPER I 3.0 V6	08/91	07/98				895.760S
ACCENT 1.5 i 16V	12/95	01/00			845.360D	GALLOPER II 2.5 TCi D	08/98					895.760S
ACCENT 1.6	12/02				850.D20D	GALLOPER II 2.5 TD	08/98					895.760S
ACCENT 1.6 GLS	11/05				850.D20D	GALLOPER II 2.5 TD intercooler	08/98					895.760S
ACCENT Saloon 1.3	10/94				850.D20D	GALLOPER II 2.6 TD All-wheel Drive	08/98	06/03				895.760S
ACCENT Saloon 1.3 i 12V	10/94	01/00			845.360D	GALLOPER II 3.0 V6	08/98					895.760S
ACCENT Saloon 1.4 GL	11/05		T510	850.450D		GETZ 1.1	09/02		T510	850.450D		
ACCENT Saloon 1.5	09/99				850.D20D							
ACCENT Saloon 1.5 CRDi	01/02				875.D26D							
ACCENT Saloon 1.5 CRDi GLS	11/05				875.D26D							

MARCHIO E MODELLO	DA	A	Sigla identificativa			MARCHIO E MODELLO	DA	A	Sigla identificativa		
			Riferimento IRIDIUM TOP	Riferimento IRIDIUM	Senza Manutenzione				Riferimento IRIDIUM TOP	Riferimento IRIDIUM	Senza Manutenzione
HYUNDAI cont.						HYUNDAI					
GETZ 1.3	09/02		T510	850.450D		i30 1.6	10/07				850.D20D
GETZ 1.4	08/05		T510	850.450D		i30 1.6 CRDi	10/07				875.D26D
GETZ 1.5	08/02	07/05	T510	850.450D		i30 2.0	10/07				850.D20D
GETZ 1.5 CRDi	03/03				860.540D	i30 2.0 CRDi	10/07				875.D26D
GETZ 1.5 CRDi GLS	07/04				860.540D	i30 CW Estate 1.4	11/09				850.D20D
GETZ 1.6	09/02		T510	850.450D		i30 CW Estate 1.6	02/08				850.D20D
GRANDEUR 2.0	06/03	05/05			875.D26D	i30 CW Estate 1.6 CRDi	02/08				875.D26D
GRANDEUR 2.2 CRDi	06/06				895.760D	i30 CW Estate 2.0	02/08				850.D20D
GRANDEUR 2.7	05/06				875.D26D	i30 CW Estate 2.0 CRDi	02/08				875.D26D
GRANDEUR 3.3	04/05		T720	874.680D		LANTRA 1.5 i.e.	10/90	11/95			845.360S
GRANDEUR 3.5	10/02	05/05			875.D26D	LANTRA 1.6 i.e. 16V	10/90	11/95			845.360S
GRANDEUR 3.8	06/05				875.D26D	LANTRA 1.8 i.e. 16V	10/90	11/95			845.360S
H-1 Box 2.4	03/00				895.760D	LANTRA Mk II 1.5 12V	12/96	09/00	T510	850.450D	
H-1 Box 2.5 CRDi	08/03				895.760D	LANTRA Mk II 1.6 16V	11/95	09/00			845.360S
H-1 Box 2.5 TD					895.760D	LANTRA Mk II 1.6 i	11/95	09/00	T510	850.450D	
H-1 Box 2.6 CRDi	08/05				895.760D	LANTRA Mk II 1.8 16V	11/95	09/00	T600	860.530D	
H-1 Bus 2.4	10/97				895.760D	LANTRA Mk II 1.9 D	03/98	09/00			860.540D
H-1 Bus 2.4 4WD	10/97				895.760D	LANTRA Mk II 2.0	04/97	05/00	T600	860.530D	
H-1 Bus 2.5 CRDi	12/02				895.760D	LANTRA Mk II 2.0 16V	08/96	09/00	T600	860.530D	
H-1 Bus 2.5 CRDi 4WD	12/02				895.760D	LANTRA Mk II Estate 1.5 12V	04/97				845.360S
H-1 Bus 2.5 D	10/97				895.760D	LANTRA Mk II Estate 1.6 16V	02/96				845.360S
H-1 Bus 2.5 TD	10/97				895.760D	LANTRA Mk II Estate 1.6 i	02/96				845.360S
H-1 Bus 2.5 TD 4WD	03/01				895.760D	LANTRA Mk II Estate 1.8 16V	02/96				845.360S
H-1 Bus 2.6 TDiC	10/97	10/02			895.760D	LANTRA Mk II Estate 1.9 D	03/98				860.540D
H-1 Flatbed / Chassis 2.5 CRDi	12/02				895.760D	LANTRA Mk II Estate 2.0	04/97	05/00	T600	860.530D	
H-1 Flatbed / Chassis 2.5 D	06/00	10/05			895.760D	LANTRA Mk II Estate 2.0 16V	12/96		T600	860.530D	
H100 Box 2.5 D	07/93	03/00			895.760S	MATRIX 1.5 CRDi	10/01				875.D26D
H100 Bus 2.4	07/93	03/00			895.760S	MATRIX 1.5 CRDi VGT	08/05				875.D26D
H100 Bus 2.5 D	07/93	03/00			895.760S	MATRIX 1.6	06/01				850.D20D
H100 Bus 2.5 TD	07/93	03/00			895.760S	MATRIX 1.8	06/01				860.540S
H100 Bus 2.6 D	10/99				895.760S	PONY/EXCEL Saloon 1.3	01/90	01/95			845.360S
H100 Flatbed / Chassis 2.4	05/96	12/97			895.760S	PONY/EXCEL Saloon 1.5	01/90	01/95			845.360S
H100 Flatbed / Chassis 2.5 D	07/93	12/97			895.760S	PONY/EXCEL Saloon 1.5 i	01/90	01/95			845.360S
H100 Pickup 2.5 D	05/96	10/01			895.760S	S COUPE 1.5 i	02/90	05/96			845.360S
H100 Pickup 2.6 TD	05/96	12/97			895.760S	S COUPE 1.5 i Turbo	04/91	05/96			845.360S
HIGHWAY VAN 2.0 16V	03/00				860.540S	SONATA 2.0 i	01/91	10/93			860.540S
HIGHWAY VAN 2.7 V6 24V	03/00				895.760S	SONATA 2.0 i 16V	01/91	10/93			860.540S
i10 1.1	12/07				850.D20D	SONATA 3.0 i V6	01/91	10/93			860.540S
i10 1.1 CRDi	01/08				875.D26D	SONATA Mk II 1.8 GLS	07/96	05/98	T600	860.530D	
i10 1.2	11/08				850.D20D	SONATA Mk II 1.8 i	05/93	06/98			860.510S
i20 1.2	09/08				850.D20D	SONATA Mk II 2.0	07/94	10/94			860.510S
i20 1.4	09/08				850.D20D	SONATA Mk II 2.0 i	06/94	06/98			860.510S
i20 1.6	09/08				850.D20D	SONATA Mk II 2.0 i 16V	05/93	06/98			860.510S
i20 1.6 CRDi	09/08				875.D26D	SONATA Mk II 3.0 i V6	05/93	06/98			860.510S
i30 1.4	10/07				850.D20D	SONATA Mk III 2.0 16V	06/98	10/01	T600	860.530D	

MARCHIO E MODELLO	DA	A	Sigla identificativa			MARCHIO E MODELLO	DA	A	Sigla identificativa		
			Riferimento IRIDIUM TOP	Riferimento IRIDIUM	Senza Manutenzione				Riferimento IRIDIUM TOP	Riferimento IRIDIUM	Senza Manutenzione
HYUNDAI cont.						HYUNDAI cont.					
SONATA Mk III 2.4 16V	03/98	10/01	T600	860.530D		SANTA FÉ 2.7 V6 GLS	03/06				875.D26D
SONATA Mk III 2.5 V6 24V	06/98	10/01	T600	860.530D		SANTA FÉ 2.7 V6 GLS 4x4	03/06				875.D26D
SONATA MK IV 2.0	10/01	11/04	T600			SANTA FÉ 3.3 4x4	03/06		T720	874.680D	
SONATA MK IV 2.0 CRDi Dynamic	10/01	11/04			895.760D	SANTA FÉ 3.3 Dynamic 4x4	03/06		T720	874.680D	
SONATA MK IV 2.0 VVTi GLS	10/01	11/04	T600			SANTA FÉ 3.5	09/03	02/06	T720	874.680D	
SONATA MK IV 2.2 CRDi GLS	06/02	11/04			895.760D	SANTA FÉ 3.5 4x4	09/03	02/06	T720	874.680D	
SONATA MK IV 2.7 V6	10/01	11/04	T600								
SONATA V 2.0 CRDi	02/06				895.760D						
SONATA V 2.0 VVTi GLS	05/05				860.540D						
SONATA V 2.2 CRDi GLS	02/06				895.760D						
SONATA V 2.4	01/05				875.D26D						
SONATA V 3.3	01/05				875.D26D						
STAREX 2.4 4WD	02/98				870.600S	D-MAX 2.4 4x4	05/02				895.760D
STAREX 2.5 TD	06/97				895.760D	D-MAX 2.5 D	10/02				895.760D
STAREX 2.5 TD 4WD	02/98				895.760D	D-MAX 2.5 D 4x4	05/02				895.760D
TERRACAN 2.5 D	06/01	10/03			895.760D	D-MAX 2.5 DiTD	10/06				895.760D
TERRACAN 2.5 TD	12/01				895.760S	D-MAX 2.5 DiTD 4x4	01/07				895.760D
TERRACAN 2.9 CRDi	11/01				895.760S	D-MAX 3.0 D 4x4	01/07				895.760D
TERRACAN 3.5 i V6 4WD	12/01				895.760D	D-MAX 3.0 DiTD	10/02				895.760D
TRAJET 2.0	03/00				860.540D	D-MAX 3.0 DiTD 4x4	05/02				895.760D
TRAJET 2.0 CRDi	04/01				895.760D	D-MAX 3.5 V6 24V 4x4	05/02				895.760D
TRAJET 2.7 V6	09/00				860.540D	GEMINI 1.5	01/90	12/93			860.540D
TUCSON *	08/04				860.540D	GEMINI 1.6	01/90	12/93			860.540D
TUCSON 2.0	08/04				860.540D	GEMINI 1.7 TD	01/90	12/93			875.D26D
TUCSON 2.0 CRDi	08/04				895.760D	GEMINI 1.8	01/90	12/93			860.540D
TUCSON 2.0 CRDi All-wheel Drive	08/04				895.760D	GEMINI Saloon 1.7 TD	01/90	12/93			875.D26D
TUCSON 2.7 All-wheel Drive	08/04				875.D26D	IMPULSE 1.6	01/90	12/93			850.D20D
TUCSON CRDi	01/06				895.760D	MIDI Box 2.0 TD	09/90	08/92			895.760S
XG 25	12/98		T600	860.530D		MIDI Box 2.4 TD	02/94				895.760S
XG 3.0	09/99	09/03	T600	860.530D		MIDI Box 2.4 TD 4x4	01/94	07/96			895.760S
XG 30/300	12/98		T600	860.530D		MIDI Van 2.4 TD 4x4	01/94	07/96			895.760S
XG 350	04/03		T600			TROOPER 2.6 4x4	08/91	04/96			895.760S
SANTA FÉ 2.0	08/01				875.D26D	TROOPER 3.0 DTI	04/00				895.760S
SANTA FÉ 2.0 CRDi	08/01				895.760D	TROOPER 3.1 TD	08/91	07/98			895.760S
SANTA FÉ 2.0 CRDi 4x4	04/01				895.760D	TROOPER 3.2	08/91	07/98			895.760S
SANTA FÉ 2.0 CRDi All-wheel Drive	11/03	02/06			895.760D	TROOPER 3.5 V6 24V	04/00				895.760S
SANTA FÉ 2.2 CRDi	10/05				895.760D	TROOPER Open Off-Road Vehicle 2.6 4x4	08/91	04/96			895.760S
SANTA FÉ 2.2 CRDi 4x4	10/05				895.760D	TROOPER Open Off-Road Vehicle 3.0 DTI	04/00				895.760S
SANTA FÉ 2.2 CRDi GLS	03/06				895.760D	TROOPER Open Off-Road Vehicle 3.1 TD	08/91	07/98			895.760S
SANTA FÉ 2.2 CRDi GLS 4x4	03/06				895.760D	TROOPER Open Off-Road Vehicle 3.2	08/91	07/98			895.760S
SANTA FÉ 2.4 16V	02/01				875.D26D	TROOPER Open Off-Road Vehicle 3.5 V6 24V	04/00				895.760S
SANTA FÉ 2.4 16V 4x4	02/01				875.D26D						
SANTA FÉ 2.7	10/05				875.D26D						
SANTA FÉ 2.7 4x4	10/05				875.D26D						
SANTA FÉ 2.7 V6 4x4	02/01				875.D26D						

MARCHIO E MODELLO	DA	A	Sigla identificativa			MARCHIO E MODELLO	DA	A	Sigla identificativa		
			Riferimento IRIIDIUM TOP	Riferimento IRIIDIUM	Senza Manutenzione				Riferimento IRIIDIUM TOP	Riferimento IRIIDIUM	Senza Manutenzione
ISUZU						JAGUAR					
MIDI Bus 2.4 D	01/94				895.760S	XK Convertible 3.6	10/07		T850		
MIDI Van 2.4 TD	01/94				895.760S	XK Convertible 4.2 XK8	03/06		T850		
						XK Convertible 4.2 XKR	03/06		T850		
						XK Convertible 5.0 XKR	01/09		T850		
						XK Coupe 3.5 XK	07/07		T850		
						XK Coupe 4.2 XK8	03/06		T850		
						XK Coupe 4.2 XKR	03/06		T850		
						XK Coupe 5.0 XKR	01/09		T850		
S-TYPE 2.5 V6	04/02		T850	892.760		X-TYPE 2.0 d	07/03	10/05	T850	892.760	
S-TYPE 2.7 D	06/04		T850	892.760		X-TYPE 2.0 V6	03/02	10/05			882.LB4D
S-TYPE 3.0 V6	01/99		T850	892.760		X-TYPE 2.2 D	10/05		T850	892.760	
S-TYPE 4.0 V8	01/99	04/02	T850	892.760		X-TYPE 2.5 V6	06/01				882.LB4D
S-TYPE 4.2 V8	04/02		T850	892.760		X-TYPE 3.0 V6	06/01				882.LB4D
S-TYPE R 4,2 V8	04/02		T850	892.760		X-TYPE Estate 2.0 D	02/04	10/05	T850	892.760	
XF 2.7 D	03/08		T850			X-TYPE Estate 2.0 V6	11/03				882.LB4D
XF 3.0	03/08				882.LB4D	X-TYPE Estate 2.2 D	10/05		T850	892.760	
XF 3.0 d	03/09		T850			X-TYPE Estate 2.5	02/04				882.LB4D
XF 4.2	03/08		T850			X-TYPE Estate 3.0	02/04				882.LB4D
XF 4.2 Kompressor	03/08		T850								
XF 5.0	03/09		T850								
XF 5.0 Kompressor	03/09		T850								
XJ 12 6.0	11/94	07/97	T720	874.680D							
XJ 6 2,7 D	10/05		T850	892.760							
XJ 6 3.0	05/03		T720	874.680D							
XJ 6 3.2	11/94	07/97	T720	874.680D		CHEROKEE 2.4	09/01		T720	874.680D	
XJ 6 3.2 24V	09/90	11/94	T600	860.530D		CHEROKEE 2.4 Laredo	10/01	09/04	T720	874.680D	
XJ 6 Sovereign 4.0	11/94	07/97	T720	874.680D		CHEROKEE 2.5	10/90		T720	874.680D	
XJ 8	07/97	05/03	T720	874.680D		CHEROKEE 2.5 CRD	09/01		T720	874.680D	
XJ 8 3.5	05/03		T720	874.680D		CHEROKEE 2.5 i	11/96		T720	874.680D	
XJ 8 4.2	05/03		T720	874.680D		CHEROKEE 2.5 i 4x4	12/91		T720	874.680D	
XJ R	07/97	05/03	T720	874.680D		CHEROKEE 2.5 SE	10/96	09/99	T720	874.680D	
XJ R 4.2	05/03		T720	874.680D		CHEROKEE 2.5 Tdi 4x4	10/96	09/01	T720	874.680D	
XJ R Super Charged 4.0	11/94	07/97	T720	874.680D		CHEROKEE 2.8 CRD	11/02		T720	874.680D	
XJ V12 6.0	03/93	11/94	T720	874.680D		CHEROKEE 3.7 Laredo	10/01	09/04	T720	874.680D	
XJS Coupe 4.0	05/91	03/96	T850	892.760		CHEROKEE 3.7 V6	09/01		T720	874.680D	
XJS Coupe 5.3	05/91	08/93	T850	892.760		CHEROKEE 4.0 i	12/91		T720	874.680D	
XJS Coupe 6.0	11/91	03/96	T850	892.760		COMMANDER 3.0 CRD	04/06		T850		
XJSC Convertible 4.0	05/91	03/96	T850	892.760		COMMANDER 3.7 V6	09/05		T720	874.680D	
XJSC Convertible 5.3	05/91	08/93	T850	892.760		COMMANDER 4.7 V8	09/05		T720	874.680D	
XJSC Convertible 6.0	05/93	03/96	T850	892.760		COMMANDER 5.7 V8	09/05		T720	874.680D	
XK 8 Convertible 4.0	03/96				882.LB4D	COMPASS 2.0 CRD	08/06		T720	874.680D	
XK 8 Convertible 4.2	08/02				882.LB4D	COMPASS 2.0 CRD 4x4	09/06		T720	874.680D	
XK 8 Convertible R 4,2	08/02				882.LB4D	COMPASS 2.4	08/06		T720	874.680D	
XK 8 Coupe 4.0	03/96		T850	892.760		COMPASS 2.4 4x4	09/06		T720	874.680D	
XK 8 Coupe 4.2	08/02		T850	892.760		GRAND CHEROKEE 2.5 TD Laredo	10/96	09/98			880.600S
XK 8 Coupe R 4,2	08/02		T850	892.760		GRAND CHEROKEE 4.0 Laredo	10/96	09/98	T720	874.680D	

MARCHIO E MODELLO	DA	A	Sigla identificativa			MARCHIO E MODELLO	DA	A	Sigla identificativa		
			Riferimento IRIDIUM TOP	Riferimento IRIDIUM	Senza Manutenzione				Riferimento IRIDIUM TOP	Riferimento IRIDIUM	Senza Manutenzione
JEEP cont.						KIA cont.					
GRAND CHEROKEE 5.2	10/95	04/99	T720	874.680D		CARENS Mk II 2.0 CVT	08/04				860.540D
GRAND CHEROKEE 5.2 4WD	10/96	09/98	T720	874.680D		CEE'D Estate 1.4	09/07				860.540D
GRAND CHEROKEE 5.2 Limited 4x4	10/96	09/98	T720	874.680D		CEE'D Estate 1.6	09/07				860.540D
GRAND CHEROKEE 5.9 i	08/97	04/99			880.600S	CEE'D Estate 1.6 CRDi 115	09/07				875.D26D
GRAND CHEROKEE III 3.0 CRD	06/05		T850	892.760		CEE'D Estate 1.6 CRDi 90	09/07				875.D26D
GRAND CHEROKEE III 3.7 V6	06/05		T720	874.680D		CEE'D Estate 2.0	09/07				860.540D
GRAND CHEROKEE III 4.7 V8	06/05		T720	874.680D		CEE'D Estate 2.0 CRDi	09/07				875.D26D
GRAND CHEROKEE III 5.7 V8	06/05		T720	874.680D		CEE'D Hatchback 1.4	12/06				860.540D
GRAND CHEROKEE III 6.1 V8	03/06		T720	874.680D		CEE'D Hatchback 1.6	12/06				860.540D
GRAND CHEROKEE Mk II 2.7 CRD 4x4	10/01		T850	892.760		CEE'D Hatchback 1.6 CRDi 115	12/06				875.D26D
						CEE'D Hatchback 1.6 CRDi 90	12/06				875.D26D
GRAND CHEROKEE Mk II 2.7 CRD Laredo	10/04	09/05	T850	892.760		CEE'D Hatchback 2.0	12/06				860.540D
						CEE'D Hatchback 2.0 CRDi	09/07				875.D26D
GRAND CHEROKEE Mk II 3.1 TD	04/99		T850	892.760		CERATO 1.5 CRDi	07/05				875.D26D
GRAND CHEROKEE Mk II 3.7 Laredo	10/04	09/05	T720	874.680D		CERATO 1.6	07/04				850.D20D
GRAND CHEROKEE Mk II 4.0	10/98	09/04	T720	874.680D		CERATO 1.6 CRDi	06/05				875.D26D
GRAND CHEROKEE Mk II 4.0 4x4	04/99		T720	874.680D		CERATO 1.8	08/05				860.540D
GRAND CHEROKEE Mk II 4.7	10/04		T720	874.680D		CERATO 2.0	04/04		T600		
GRAND CHEROKEE Mk II 4.7 V8	04/99		T720	874.680D		CERATO 2.0 CRDi	04/04				875.D26D
GRAND CHEROKEE Mk II 4.7 V8 4x4	06/03		T720	874.680D		CERATO II Saloon 2.0	01/09				860.540D
WRANGLER 2.5	12/91	08/96			875.D26S	CERATO KOUP 2.0	01/09				860.540D
WRANGLER 4.0	12/91	08/96			875.D26S	CERATO Saloon 1.5 CRDi	07/05				875.D26D
WRANGLER Mk II 2.4	11/02				860.510S	CERATO Saloon 1.6	04/04				850.D20D
WRANGLER Mk II 2.5	08/96				860.510S	CERATO Saloon 1.6 CRDi	06/05				875.D26D
WRANGLER Mk II 3.8	02/06				875.D26S	CERATO Saloon 1.8 CVT	05/05				860.540D
WRANGLER Mk II 3.8 Rubicon Rear Wheel Drive	03/06				875.D26S	CERATO Saloon 2.0	04/04				860.540D
						CERATO Saloon 2.0 CRDi	04/04				875.D26D
WRANGLER Mk II 4.0	08/96				875.D26S	CLARUS 1.8 i 16V	07/96				850.D20S
WRANGLER Mk II 4.0 Rubicon	08/03				875.D26S	CLARUS 2.0 i 16V	07/96				850.D20S
GRAND CHEROKEE 2.5 TD	10/95	04/99	T720	874.680D		CLARUS Estate 1.8 i 16V	05/98				850.D20S
GRAND CHEROKEE 4.0 i	09/91	04/99	T720	874.680D		CLARUS Estate 2.0 i 16V	05/98				850.D20S
GRAND CHEROKEE 5.2 i	01/92	04/99	T720	874.680D		JOICE 2.0	02/00				860.540S
						K2500 2.5 D	01/03				895.760D
KIA						MAGENTIS 2.0	05/01		T600		
						MAGENTIS 2.0 CRDi	04/06				875.D26D
						MAGENTIS 2.4	08/06		T600		
						MAGENTIS 2.5 V6	05/01		T600		
BESTA Box 2.2 D	02/96				875.D26D	MAGENTIS 2.7	04/04		T600		
CARENS I 1.8	11/00	07/02			860.540D	MENTOR 1.5 i	02/96				850.D20D
CARENS I 2.0 GSX	10/01	06/02			860.540D	MENTOR 1.6 i	01/95				850.D20D
CARENS III 2.0 CRDi	09/06				875.D26D	MENTOR 1.8 i 16V	01/95				850.D20D
CARENS III 2.0 CVT	09/06		T600			MENTOR Saloon 1.5 i	02/96	10/97			850.D20D
CARENS Mk II 1.6	07/02				860.540D	MENTOR Saloon 1.6 i	09/93				850.D20D
CARENS Mk II 1.8	07/02				860.540D	MENTOR Saloon 1.8 i 16V	01/95				850.D20D
CARENS Mk II 2.0 CRDi	07/02				875.D26D	OPIRUS 2.7	10/03				875.D26S

MARCHIO E MODELLO	DA	A	Sigla identificativa			MARCHIO E MODELLO	DA	A	Sigla identificativa		
			Riferimento IRIDIUM TOP	Riferimento IRIDIUM	Senza Manutenzione				Riferimento IRIDIUM TOP	Riferimento IRIDIUM	Senza Manutenzione
KIA cont.						KIA cont.					
OPIRUS 3.3	10/06				875.D26S	SEDONA Mk II 3.5	07/02				860.540D
OPIRUS 3.5	09/03				875.D26S	SEDONA Mk II 3.8	09/05				875.D26D
OPIRUS 3.8 V6	10/06				875.D26S	SHUMA 1.5 i 16V	10/97	03/01	T510	850.450D	
PICANTO 1.0	09/05				535.20 B01	SHUMA 1.6	01/01	12/01			850.D20D
PICANTO 1.1	04/04				535.20 B01	SHUMA 1.8 i 16V	10/97	03/01	T600	860.530D	
PICANTO 1.1 CRDi	11/05				850.D20D	SHUMA II 1.6	05/01	08/04			850.D20D
PREGIO Box 2.5 Tci D	09/02				895.760S	SHUMA II 1.8	04/03	08/04			850.D20D
PREGIO Box 2.7 D	10/97				895.760S	SHUMA II Saloon 1.6	05/01	05/04			850.D20D
PRIDE 1.1 i	01/91				850.D20D	SHUMA Saloon 1.5	03/96	12/98	T600	860.530D	
PRIDE 1.3	05/94	05/97			850.D20D	SHUMA Saloon 1.5 i 16V	10/97	10/01	T600	860.530D	
PRIDE 1.3 16V	01/90				850.D20D	SORENTO 2.2 CRDi	11/09				895.760S
PRIDE 1.3 i	01/90				850.D20D	SORENTO 2.2 CRDi 4WD	11/09				895.760S
PRIDE 1.4 LX	03/05				850.D20D	SORENTO 2.4	08/02				875.D26D
PRIDE 1.6 CWT LX	03/05				850.D20D	SORENTO 2.4 16V	11/09				875.D26S
PRIDE Estate 1.3	08/99				850.D20D	SORENTO 2.4 16V 4WD	11/09				875.D26S
PRO CEE'D 1.4	02/08				850.D20D	SORENTO 2.5 CRDi	08/02				895.760S
PRO CEE'D 1.6	02/08				860.540D	SORENTO 3.3 V6	12/06				875.D26D
PRO CEE'D 1.6 CRDi 115	02/08				875.D26D	SORENTO 3.5 V6	08/02				875.D26D
PRO CEE'D 1.6 CRDi 90	02/08				875.D26D	SORENTO 3.8 All-wheel Drive	09/06				875.D26D
PRO CEE'D 2.0	02/08				860.540D	SOUL 1.6 CRDi	02/09				875.D26D
PRO CEE'D 2.0 CRDi	02/08				875.D26D	SPORTAGE 2.0	10/00	08/03			860.540D
RETONA 2.0 16V	05/00				875.D26D	SPORTAGE 2.0 16V	09/04				860.540D
RETONA 2.0 TD	06/99				895.760D	SPORTAGE 2.0 16V 4WD	09/04				860.540D
RIO 1.3	09/00	02/05			850.D20D	SPORTAGE 2.0 4WD	10/00	08/03			860.510S
RIO 1.5	09/00	02/05			850.D20D	SPORTAGE 2.0 CRDi	02/05				895.760D
RIO Estate 1.3	08/00	02/05			850.D20D	SPORTAGE 2.0 CRDi 4WD	09/04				895.760D
RIO Estate 1.5	08/00	02/05			850.D20D	SPORTAGE 2.0 i 16V	10/99	08/03			860.540D
RIO II 1.4 16V	03/05				850.D20D	SPORTAGE 2.0 i 16V 4WD	04/94	08/03			860.540D
RIO II 1.5 CRDi	03/05				860.540D	SPORTAGE 2.0 i 4WD	04/94	08/99			860.510S
RIO II 1.6 16V	03/05				850.D20D	SPORTAGE 2.0 TD 4WD	10/97	08/03			875.D26D
RIO II Saloon 1.4 16V	03/05				850.D20D	SPORTAGE 2.2 D 4x4	08/94	04/99			875.D26D
RIO II Saloon 1.5 CRDi	03/05				860.540D	SPORTAGE 2.7 V6 4WD	09/04				860.540D
RIO II Saloon 1.6 16V	03/05				850.D20D						
ROADSTER 1.8	08/99				860.510S						
SEDONA 2.5 V6	08/99	10/01			860.540D						
SEDONA 2.9 TD	08/99	10/01			895.760D	110 1.5	01/95				860.510S
SEDONA Mk II 2.4	12/01	10/06			860.540D	110 1.5 16V	01/95				860.510S
SEDONA Mk II 2.5 V6	10/01				860.540D	110 1.6	01/00				860.510S
SEDONA Mk II 2.7	07/04	10/06			860.540D	110 2.0 i	08/96				860.510S
SEDONA MK II 2.7 V6	06/06				875.D26D	110 Wankel	06/97				860.510S
SEDONA MK II 2.9 CRDi	10/01				895.760D	111 1.5	01/96				860.510S
SEDONA MK II 2.9 CRDi LX	09/06				895.760D	111 1.5 16V	01/95				860.510S
SEDONA MK II 2.9 TD	10/01				895.760D	111 1.6	01/05				860.510S

MARCHIO E MODELLO	DA	A	Sigla identificativa			MARCHIO E MODELLO	DA	A	Sigla identificativa			
			Riferimento IRIIDIUM TOP	Riferimento IRIIDIUM	Senza Manutenzione				Riferimento IRIIDIUM TOP	Riferimento IRIIDIUM	Senza Manutenzione	
LADA cont.						LAMBORGHINI cont.						
112 1.5	01/95				860.510S	DIABLO SV	01/98		T720		874.680D	
112 1.5 16V	01/95				860.510S	DIABLO VT	01/90		T720		874.680D	
112 1.6	01/05				860.510S	MURCIÉLAGO 6.2	11/01		T720		874.680D	
KALINA Estate 1.4 16V	11/08				860.510S	MURCIÉLAGO LP 640	04/06		T720		874.680D	
KALINA Estate 1.4 16V LPG	11/08				860.510S	MURCIÉLAGO Roadster 6.2	08/04		T720		874.680D	
KALINA Estate 1.6	10/04				860.510S							
KALINA Hatchback 1.4 16V	11/08				860.510S							
KALINA Hatchback 1.4 16V LPG	11/08				860.510S							
KALINA Hatchback 1.6	10/04				860.510S							
KALINA Hatchback 1.6 16V	10/04				860.510S							
KALINA Saloon 1.4 16V	11/08				860.510S	DELTA III 1.4	09/08		T510			
KALINA Saloon 1.4 16V LPG	11/08				860.510S	DELTA III 1.6 D Multijet	09/08		T720			
KALINA Saloon 1.6	10/04				860.510S	DELTA III 1.9 D Multijet	01/09		T720			
KALINA Saloon 1.6 16V	10/04				860.510S	DELTA III 2.0 D Multijet	09/08		T720			
NADESCHDA 1.7	12/97				860.510S	DELTA Mk II 1.8	02/96	09/99	T510		850.450D	
NADESCHDA 1.7 i	12/97				860.510S	DELTA Mk II 2.0	11/94	04/98	T600		860.530D	
NADESCHDA 1.8	12/97				860.510S	KAPPA Coupe 2.0 20V	07/96	03/01	T600		860.530D	
NADESCHDA 1.8 i	12/97				860.510S	LYBRA 1.6	10/00	10/05	T510		850.450D	
NIVA 1700 i	06/96				860.510S	LYBRA 1.9 JTD	07/99		T720		874.680D	
NIVA 1700 i 4x4	10/00				860.510S	LYBRA 2.4 JTD	07/99		T720		874.680D	
NIVA 1900 Diesel	01/93				860.510S	LYBRA SW 1.6	10/00	10/05	T510		850.450D	
NIVA II 1.7	09/02				860.510S	LYBRA SW 1.9 JTD	07/99		T720		874.680D	
NIVA II 1.7 LPG	09/02				860.510S	LYBRA SW 2.4 JTD	10/99		T720		874.680D	
NOVA Estate 1500	08/94				860.510S	MUSA 1.3 D Multijet	10/04		T510			
NOVA Estate 1700	08/94				860.510S	MUSA 1.4	10/04		T390			
SAMARA 1.5	01/00				860.510S	MUSA 1.9 D Multijet	10/04		T600			
SAMARA 1100	02/96				860.510S	PHEDRA 2.0 D Multijet	07/06		T720		874.680D	
SAMARA 1300	09/91				860.510S	PHEDRA 2.0 JTD	09/02		T720		874.680D	
SAMARA 1500	09/91				860.510S	PHEDRA 3.0 V6	09/02		T600			
SAMARA FORMA 1.5	01/00				860.510S	THESIS 2.4 D Multijet	04/06		T850		892.760	
SAMARA FORMA 1100	07/91				860.510S	THESIS 2.4 JTD	07/02		T850		892.760	
SAMARA FORMA 1300	05/90				860.510S	THESIS 3.2 V6	05/03		T850		892.760	
SAMARA FORMA 1500	07/91				860.510S	YPSILON 1.2	10/03		T390			
NOVA 1700 i Classic	06/96				860.510S	YPSILON 1.3 D Multijet	09/06		T510		850.450D	
						YPSILON 1.3 JTD	10/03		T510		850.450D	
						YPSILON 1.4	02/06		T390			
						YPSILON 1.4 16V	10/03		T390			
						ZETA 2.0 JTD	09/99	09/02	T720		874.680D	
						DEDRA 1.6 16V	01/96	07/99	T510		850.450D	
DIABLO 5.7	03/90	06/98	T720	874.680D		DEDRA 1.6 i.e.	04/93	07/99	T510		850.450D	
DIABLO 6.0	04/00	08/03	T720	874.680D		DEDRA 1.6 LE	07/94	07/99	T510		850.450D	
DIABLO GT 2	01/98		T720	874.680D		DEDRA 1.8 16V LE	03/96	07/99	T510		850.450D	
DIABLO GT 5.9	10/99		T720	874.680D		DEDRA 1.8 GT 16V	03/96	07/99	T510		850.450D	
DIABLO Roadster 5.7	01/98		T720	874.680D		DEDRA 1.8 i.e.	08/93	07/99	T510		850.450D	
DIABLO SE	01/94	12/96	T720	874.680D		DEDRA 2.0 16V	07/94	07/99	T600		860.530D	

MARCHIO E MODELLO	DA	A	Sigla identificativa			MARCHIO E MODELLO	DA	A	Sigla identificativa		
			Riferimento IRIIDIUM TOP	Riferimento IRIIDIUM	Senza Manutenzione				Riferimento IRIIDIUM TOP	Riferimento IRIIDIUM	Senza Manutenzione
LANCIA cont.						LANCIA cont.					
DEDRA 2.0 HF Integrale	11/90	07/94	T600	860.530D		LYBRA SW 2.0 20V	07/99		T600		
DEDRA 2.0 i.e. Turbo	04/91	07/99	T600	860.530D		PHEDRA 2.0	09/02		T600		
DEDRA 2.0 i.e. Turbo Integrale	05/90	07/94	T600	860.530D		PHEDRA 2.2 JTD	09/02		T720	874.680D	
DEDRA 2.0 Turbo	11/90	06/94	T600	860.530D		THEMA 2000 16V	08/92	12/93	T600	860.530D	
DEDRA SW 1.6	10/94	07/99	T510	850.450D		THEMA 2000 16V Turbo	10/92	07/94	T600	860.530D	
DEDRA SW 1.6 16V	01/96	07/99	T510	850.450D		THEMA 2500 Turbo DS	05/92	07/94	T720	874.680D	
DEDRA SW 1.8 16V LE	03/96	07/99	T510	850.450D		THEMA 3000 V6	08/92	07/94	T600	860.530D	
DEDRA SW 1.8 GT 16V	03/96	07/99	T510	850.450D		THEMA SW 2000 16V	05/92	07/94	T600	860.530D	
DEDRA SW 1.8 i.e.	07/94	07/99	T510	850.450D		THEMA SW 2000 Turbo 16V	11/92	07/94	T600	860.530D	
DEDRA SW 1.9 TDS	07/94	07/99	T720	874.680D		THEMA SW 2500 Turbo DS	09/92	07/94	T720	874.680D	
DEDRA SW 2.0 16V	07/94	07/99	T600	860.530D		THEMA SW 3000 V6	09/92	07/94	T600	860.530D	
DEDRA SW 2.0 Integrale	07/94	07/99	T600	860.530D		THESIS 2.0 Turbo	07/02		T850	892.760	
DELTA 2.0 16V HF Evo Integrale	06/93	01/94	T600	860.530D		THESIS 2.4	07/02		T850	892.760	
DELTA Mk II 1.4 i.e.	10/94	08/99	T510	850.450D		THESIS 3.0 V6	07/02		T850	892.760	
DELTA Mk II 1.6 i.e.	06/93	08/99	T510	850.450D		Y 1.1	11/95	09/03	T510	850.450D / 844.360D	
DELTA Mk II 1.6 i.e. 16V	01/96	08/99	T600	860.530D		Y 1.2	03/96	09/03	T510	850.450D / 844.360D	
DELTA Mk II 1.8 i.e.	06/93	08/99	T510	850.450D		Y 1.2 16V	04/97	09/03	T510	850.450D	
DELTA Mk II 1.8 i.e. 16V	03/96	08/99	T600	860.530D		Y 1.4 12V	03/96	09/03	T510	850.450D	
DELTA Mk II 1.8 i.e. 16V GT	03/96	08/99	T600	860.530D		Y10 1.1 Avenue	01/95	12/95	T510	850.450D / 844.360D	
DELTA Mk II 1.9 TD	10/94	08/99	T720	874.680D		Y10 1.1 Avenue 4WD	01/95	12/95	T510	850.450D / 844.360D	
DELTA Mk II 2.0 16V	06/93	08/99	T600	860.530D		Y10 1.1 i.e. Fire 4WD	09/92	12/95	T510	850.450D / 844.360D	
DELTA Mk II 2.0 16V Turbo	06/93	08/99	T600	860.530D		ZETA 2.0 16V	05/98	09/02	T600		
KAPPA 2.0 16V Turbo	02/95	10/01	T600	860.530D		ZETA 2.0 Turbo	05/95	09/02	T600	860.530D	
KAPPA 2.0 20V	10/94	10/01	T600	860.530D		ZETA 2.1 TD	05/96	09/99	T720	874.680D	
KAPPA 2.0 20V Turbo	06/98	10/01	T600	860.530D							
KAPPA 2.4 20V	08/94	10/01	T600	860.530D							
KAPPA 2.4 JTD	06/98	10/01	T720	874.680D							
KAPPA 2.4 T.DS	08/94	10/01	T720	874.680D							
KAPPA 3.0 24V	08/94	10/01	T600	860.530D							
KAPPA Coupe 2.0 16V Turbo	11/96	03/01	T600	860.530D							
KAPPA Coupe 2.0 20V Turbo	06/98	03/01	T600	860.530D							
KAPPA Coupe 2.4 20V	11/96	03/01	T600	860.530D							
KAPPA Coupe 3.0 24V	11/96	03/01	T600	860.530D							
KAPPA SW 2.0 16V Turbo	07/96	10/01	T600	860.530D							
KAPPA SW 2.0 20V	07/96	10/01	T600	860.530D		DEFENDER 2.4 Td4	05/07				875.D26S
KAPPA SW 2.0 20V Turbo	06/98	10/01	T600	860.530D		DEFENDER 2.5 90 TDI	09/90				875.D26S
KAPPA SW 2.4 20V	07/96	10/01	T600	860.530D		DEFENDER 2.5 D 4x4	09/90	09/01			875.D26S
KAPPA SW 2.4 JTD	06/98	10/01	T720	874.680D		DEFENDER 2.5 Td5 4WD	06/98				875.D26S
KAPPA SW 2.4 T.DS	07/96	10/01	T720	874.680D		DEFENDER Pickup 2.4 Td4	05/07				875.D26S
KAPPA SW 3.0 24V	07/96	10/01	T600	860.530D		DEFENDER Pickup 2.5 Td5 4WD	06/98				875.D26S
LYBRA 1.6 16V	07/99		T510	850.450D		DEFENDER Station Wagon 2.4 Td4	05/07				875.D26S
LYBRA 1.8 16V	07/99		T510	850.450D		DEFENDER Station Wagon 2.5 90,110 TDI	09/90	12/98			880.600S
LYBRA 2.0 20V	07/99		T600			DEFENDER Station Wagon 2.5 Td5 4WD	06/98				875.D26S
LYBRA SW 1.6 16V	07/99		T600	860.530D							
LYBRA SW 1.8 16V	07/99		T600	860.530D							

MARCHIO E MODELLO	DA	A	Sigla identificativa			MARCHIO E MODELLO	DA	A	Sigla identificativa		
			Riferimento IRIDIUM TOP	Riferimento IRIDIUM	Senza Manutenzione				Riferimento IRIDIUM TOP	Riferimento IRIDIUM	Senza Manutenzione
LAND ROVER <small>cont.</small>						LEXUS					
DEFENDER Station Wagon 3.9 V8	11/98		T600	860.530D		ES 3.0	10/96				860.540S
DISCOVERY 2.0 16 V	09/93	10/98	T600	860.530D		ES 3.3	06/03	10/06			860.540S
DISCOVERY 2.5 D 4x4	07/94	10/98			875.D26S	ES 300	09/91	12/97			860.540D
DISCOVERY 3.9 V8	09/93	10/98				GS 3.0	04/05				875.D26S
DISCOVERY III 2.7 TD	07/04		T850	892.760		GS 300	03/93				875.D26S
DISCOVERY III 3.0 TD	09/09				875.D26S	GS 300 T3	08/97	10/00			875.D26S
DISCOVERY III 4.0 4x4	02/05		T850	892.760		GS 4.3 VTI	04/05				875.D26S
DISCOVERY III 4.4	07/04		T850	892.760		GS 400	12/97	11/00			875.D26S
DISCOVERY III 5.0 V8	09/09		T850			GS 430	11/00				875.D26S
DISCOVERY Mk II 2.0 16 V	06/94				875.D26S	GS 450 h	02/06				875.D26D
DISCOVERY Mk II 2.5 D 4x4	07/94	12/98			875.D26S	IS 200	04/99				860.540S
DISCOVERY Mk II 2.5 Td5	01/99				875.D26S	IS 300	09/01				860.540S
DISCOVERY Mk II 2.5 TDI	10/95				875.D26S	IS SportCross 200	10/02				860.540S
DISCOVERY Mk II 3.9 V8	06/94	11/98			875.D26S	IS SportCross 300	10/01				860.540S
DISCOVERY Mk II 4.0 V8	11/98				875.D26S	LS 400	12/94				875.D26D
FREELANDER 1.8 16V	11/00		T600			LS 430	10/00				875.D26D
FREELANDER 1.8 i 16V	02/98	11/00	T600	860.530D		LS 460	04/06				895.760S
FREELANDER 2 2.2 TD4	10/06		T720	874.680D		RX 300	05/03				875.D26D
FREELANDER 2 2.2 TD4 4x4	10/06		T720	874.680D		RX 300 V6	10/00	05/03			875.D26D
FREELANDER 2 3.2	10/06		T720	874.680D		RX 350	02/06				875.D26D
FREELANDER 2 3.2 i6 HSE 4x4	10/06		T720	874.680D		RX 400h	09/04				875.D26D
FREELANDER 2.0 DI	02/98	11/00	T720	874.680D		SC 430	08/01		T720	874.680D	
FREELANDER 2.0 Td4	11/00		T720	874.680D		IS 220 d	10/05				895.760D
FREELANDER 2.5 V6	11/00		T600			IS 250	10/05				875.D26S
FREELANDER Soft Top 1.8 i 16V	02/98		T600	860.530D							
FREELANDER Soft Top 2.0 DI	02/98		T720	874.680D							
RANGE ROVER 2.5 TDi 4x4	09/91	04/94			875.D26S	LIGIER					
RANGE ROVER 4.3 Vogue LSE	09/92	07/94			875.D26S						
RANGE ROVER Mk II 2.5 D	08/94	03/02			875.D26S						
RANGE ROVER Mk II 2.5 TD	07/94	03/02			875.D26S	AMBRA 0.5	12/96			T390	
RANGE ROVER Mk II 3.9	07/94	03/02	T850	892.760		BE UP UP 0.5	08/02			T390	
RANGE ROVER Mk II 4.0	06/98	03/02	T850	892.760		NOVA 400	08/02			T390	
RANGE ROVER Mk II 4.6	07/94	03/02	T850	892.760		NOVA 500	08/02			T390	
RANGE ROVER MK III 3.0 TD 6	03/02		T850	892.760		NOVA 650	08/02			T390	
RANGE ROVER MK III 3.6 TD 8	04/06		T850	892.760							
RANGE ROVER MK III 4.2	05/05		T850	892.760		MAZDA					
RANGE ROVER MK III 4.4	03/02		T850	892.760							
RANGE ROVER MK III 5.0 V8	09/09		T850								
RANGE ROVER SPORT 2.7 TDVM	02/05		T850	892.760							
RANGE ROVER SPORT 3.0 TD	09/09		T850			121 Mk II 1.1	11/90	10/93			845.360D
RANGE ROVER SPORT 3.6 TD 8	04/06		T850	892.760		121 Mk II 1.3 16V	11/90	03/96			845.360D
RANGE ROVER SPORT 4.2	02/05		T850	892.760		121 Mk III 1.25	03/96				850.D20D
RANGE ROVER SPORT 4.4	02/05		T850	892.760		121 Mk III 1.3	03/96				850.D20D
RANGE ROVER SPORT 5.0 V8	09/09		T850			121 Mk III 1.8 D	03/96		T600	860.530D	
						2 1.25	04/03				844.420D

MARCHIO E MODELLO	DA	A	Sigla identificativa			MARCHIO E MODELLO	DA	A	Sigla identificativa		
			Riferimento IRIDIUM TOP	Riferimento IRIDIUM	Senza Manutenzione				Riferimento IRIDIUM TOP	Riferimento IRIDIUM	Senza Manutenzione
MAZDA cont.						MAZDA cont.					
2 1.3	10/07		T510	850.450D		323 S Mk V 1.6 TD	05/94	09/98			860.540D
2 1.4	04/03				844.420D	323 S Mk V 1.8 16V	08/94	09/98			860.540D
2 1.4 CD	04/03				844.420D	323 S Mk V 2.0 D	10/96	09/98			860.540D
2 1.6	04/03				844.420D	323 S Mk VI 1.4	01/01	05/04			850.D20D
3 1.4	10/03				850.D20D	323 S Mk VI 1.4 16V	09/98	01/01			850.D20D
3 1.6	10/03				850.D20D	323 S Mk VI 1.5	05/98	05/04			850.D20D
3 1.6 DI Turbo	06/04				875.D26D	323 S Mk VI 1.5 16V	09/98	01/01			850.D20D
3 2.0	10/03				850.D20D	323 S Mk VI 1.6	01/01	05/04			860.540D
3 2.3 DiSi Turbo MPS	06/06				860.540D	323 S Mk VI 1.8 Protege	05/98	05/04			860.540D
3 2.3 MPS	12/06				860.540D	323 S Mk VI 1.9 16V	09/98	05/04			860.540D
3 2.3 MZR	10/03	09/04			860.540D	323 S Mk VI 2.0	01/01	05/04			860.540D
3 2.3 MZR Sport	10/03				860.540D	323 S Mk VI 2.0 Astina	02/00	05/04			860.540D
3 Saloon 1.6	02/04				850.D20D	323 S Mk VI 2.0 D	09/98	05/04			860.540D
3 Saloon 1.6 DI Turbo	06/04				875.D26D	323 S Mk VI 2.0 DiTD	10/00	10/02			860.540D
3 Saloon 2.0	02/04				850.D20D	323 S Mk VI 2.0 TD	09/98	05/04			860.540D
323 C Mk IV 1.6 16V	03/91	10/94			860.540D	5 1.8	03/05				860.540D
323 C Mk IV 1.8 16V 4WD	11/91	12/93			860.540D	5 2.0	03/05				860.540D
323 C Mk IV 1.8 16V Turbo 4WD	09/90	07/94			860.540D	5 2.0 CD	03/05				875.D26D
323 C Mk V 1.3 16V	08/94	09/98			850.D20D	5 2.3	02/05				860.540D
323 C Mk V 1.5 16V	08/94	09/98			850.D20D	6 1.8	08/02				860.540D
323 C Mk V 1.8 16V	08/94	09/98			860.540D	6 1.8 MRZ	08/07				860.540D
323 F Mk IV 1.6	04/91	04/94			860.540D	6 2.0	06/02				860.540D
323 F Mk IV 1.6 16V	03/91	10/94			860.540D	6 2.0 DI	06/02				895.760D
323 F Mk IV 1.8 4WD	01/91	04/94			860.540D	6 2.0 MRZ	08/07				860.540D
323 F Mk V 1.5 16V	07/94	09/98			850.D20D	6 2.0 MRZ-CD	08/07				860.540D
323 F Mk V 1.8 16V	08/94	09/98			860.540D	6 2.3	06/02				860.540D
323 F Mk V 2.0 24V	08/94	09/98			860.540D	6 2.5 MRZ	08/07				860.540D
323 F/P Mk VI 1.4	01/01	05/04			850.D20D	6 Estate 1.8 MRZ	02/08				860.540D
323 F/P Mk VI 1.4 16V	09/98	01/01			850.D20D	6 Estate 2.0 MRZ	02/08				860.540D
323 F/P Mk VI 1.5 16V	09/98	01/01			850.D20D	6 Estate 2.0 MRZ-CD	02/08				860.540D
323 F/P Mk VI 1.6	01/01	05/04			860.540D	6 Estate 2.5 MRZ	02/08				860.540D
323 F/P Mk VI 1.8 Astina	09/98	05/04			860.540D	6 Hatchback 1.8	08/02				860.540D
323 F/P Mk VI 1.9 16V	09/98	01/01			860.540D	6 Hatchback 1.8 MRZ	08/07				860.540D
323 F/P Mk VI 2.0	01/01	05/04			860.540D	6 Hatchback 2.0	08/02				860.540D
323 F/P Mk VI 2.0 D	09/98	05/04			860.540D	6 Hatchback 2.0 DI	08/02				895.760D
323 F/P Mk VI 2.0 TD	09/98	05/04			860.540D	6 Hatchback 2.0 MRZ-CD	08/07				860.540D
323 Mk III Estate 1.6 4x4	05/90	03/93			860.540D	6 Hatchback 2.3	08/02				860.540D
323 P Mk V 1.3 16V	10/96				850.D20D	6 Hatchback 2.5 MRZ	08/07				860.540D
323 P Mk V 1.5 16V	10/96				850.D20D	6 Station Wagon 1.8	08/02				860.540D
323 P Mk V 2.0 D	10/96				860.540D	6 Station Wagon 2.0	08/02				860.540D
323 S Mk IV 1.3 16V	04/91	07/94			850.D20D	6 Station Wagon 2.0 CiTD 4x4	10/02	02/05			895.760D
323 S Mk IV 1.8 16V 4WD	09/91	07/94			860.540D	6 Station Wagon 2.0 DI	08/02				895.760D
323 S Mk IV 1.8 16V Turbo 4WD	01/91	07/94			860.540D	6 Station Wagon 2.3	08/02				860.540D
323 S Mk V 1.3 16V	08/94	09/98			850.D20D	6 Station Wagon 2.3 AWD	11/02				860.540D
323 S Mk V 1.5 16V	08/94	09/98			850.D20D	626 Mk III 2.2 12V 4WD	01/90	05/92			860.540D

MARCHIO E MODELLO	DA	A	Sigla identificativa			MARCHIO E MODELLO	DA	A	Sigla identificativa		
			Riferimento IRIDIUM TOP	Riferimento IRIDIUM	Senza Manutenzione				Riferimento IRIDIUM TOP	Riferimento IRIDIUM	Senza Manutenzione
MAZDA <small>cont.</small>						MAZDA <small>cont.</small>					
626 Mk III Estate 2.0 D	11/94	09/97			895.760D	B-SERIE 2.6 All-wheel Drive	12/90				875.D26S
626 Mk III Estate 2.0 D Complex	05/93	11/96			895.760D	BT-50 2.5 CD 4WD	12/06				895.760S
626 Mk III Estate 2.0 i 16V	11/94	09/97			860.540D	BT-51 3.0 CDVi	12/06				895.760S
626 Mk III Estate 2.2 12V 4WD	05/91	11/92			860.540D	BT-52 3.0 CDVi 4WD	12/06				895.760S
626 Mk IV 1.8 i	01/92	06/97			860.540D	CX-7 2.3 MZR DISI Turbo	10/07		T720	874.680D	
626 Mk IV 2.0 D	05/94	06/97			895.760D	DEMIO 1.3 16V					845.360D
626 Mk IV 2.0 D GLX Complex	10/92	04/97			895.760D	DEMIO 1.5 16V	04/00				845.360D
626 Mk IV 2.0 i	01/92	04/97			860.540D	E-SERIE Box 2200 D 4WD	03/91	05/03			875.D26D
626 Mk IV 2.0 i 4WD	04/92	04/97			860.540D	E-SERIE Box E2000	03/91	05/03			860.540D
626 Mk IV Hatchback 1.8	08/91	04/97			860.540D	E-SERIE Box E2000 4WD	04/97	08/99			875.D26D
626 Mk IV Hatchback 2.0 D GLX Complex	01/93	04/97			895.760D	E-SERIE Box E2200 D	03/91	05/03			875.D26D
626 Mk IV Hatchback 2.0 i	08/91	04/97			860.540D	E-SERIE Box E2200 D 4WD	02/97	05/03			875.D26D
626 Mk IV Hatchback 2.0 i 4WD	04/92	04/97			860.540D	MPV I 2.5 TD	05/96	09/99			895.760D
626 Mk IV Hatchback 2.5 24V	01/92	04/97			860.540D	MPV I 3.0 i V6	03/95	09/99			860.540D
626 Mk V 1.8	05/97	10/02			875.D26D	MPV Mk II 2.0	09/99	07/02			860.540D
626 Mk V 2.0	05/97	10/02			875.D26D	MPV Mk II 2.0 DI	07/02				875.D26D
626 Mk V 2.0 DITD	04/98	10/02			895.760D	MPV Mk II 2.3	07/02				860.540D
626 Mk V 2.0 TD	10/00	10/02			895.760D	MPV Mk II 2.5 V6	09/99	03/02			860.540D
626 Mk V 2.0 Turbo DI	04/98	10/02			895.760D	MPV Mk II 3.0 V6	03/02				860.540D
626 Mk V Estate 1.8	02/98	10/02			875.D26D	MX-3 1.6 i	07/91				850.D20D
626 Mk V Estate 2.0	02/98	10/02			875.D26D	MX-3 1.8 i V6	01/92				850.D20D
626 Mk V Estate 2.0 DITD	09/99	10/02			895.760D	MX-5 1.6	05/90	04/98			845.360D
626 Mk V Estate 2.0 H.P.	02/98	10/02			875.D26D	MX-5 1.8	09/93	04/98			845.360D
626 Mk V Estate 2.0 TD	10/00	10/02			895.760D	MX-5 Mk II 1.6 16V	05/98	10/05			845.360D
626 Mk V Estate 2.0 Turbo DI	04/98	10/02			895.760D	MX-5 Mk II 1.8	01/98	10/05			845.360D
626 Mk V Hatchback 1.8	05/97	10/02			875.D26D	MX-5 Mk II 1.8 16V	05/98	10/05			845.360D
626 Mk V Hatchback 2.0	05/97	10/02			875.D26D	MX-5 Mk II 1.9 16V	11/00	10/05			845.360D
626 Mk V Hatchback 2.0 DITD	04/98	10/02			895.760D	MX-5 MK III 1.8	03/05				845.360D
626 Mk V Hatchback 2.0 H.P.	02/98	10/02			875.D26D	MX-5 MK III 2.0	03/05				845.360D
626 Mk V Hatchback 2.0 TD	10/00	10/02			895.760D	MX-6 2.0	02/92				860.540D
626 Mk V Hatchback 2.0 Turbo DI	04/98	10/02			895.760D	MX-6 2.5 24V	02/92				860.540D
929 Mk III 3.0	01/90	06/91			860.540D	MX-6 2.5 i 24V	08/94				860.540D
B-SERIE 2.2	08/91	08/02			875.D26S	PREMACY 1.8	07/99				860.540D
B-SERIE 2.2 12V	04/96	01/99			860.540S	PREMACY 1.9	07/99				860.540D
B-SERIE 2.2 4WD	02/99				875.D26S	PREMACY 2.0	11/01				860.540D
B-SERIE 2.2 8V 4WD	06/99				875.D26S	PREMACY 2.0 TD	10/99				860.540D
B-SERIE 2.5 D	02/96				895.760S	RX 7 Mk III Wankel Twin Turbo	07/92				860.540D
B-SERIE 2.5 D 4WD	02/96				895.760S	RX 8 2.6	10/03				860.540D
B-SERIE 2.5 D 4x4		07/02			895.760S	RX 8 Wankel	10/03				860.540D
B-SERIE 2.5 D All-wheel Drive	04/96	03/05			895.760S	TRIBUTE 2.0	03/00		T600		
B-SERIE 2.5 TD 4WD	06/99				875.D26S	TRIBUTE 2.0 4WD	03/00		T600		
B-SERIE 2.5 TDiC 4x4	08/02	07/06			895.760S	TRIBUTE 2.3 AWD	04/04		T720	874.680D	
B-SERIE 2.6	11/91				875.D26S	TRIBUTE 3.0 V6 24V 4WD	03/00		T720	874.680D	
B-SERIE 2.6 12V 4WD	01/90				875.D26S	TRIBUTE 3.0 V6 AWD	04/04		T720	874.680D	
						XEDOS 6 1.6 16V	08/92				860.540D

MARCHIO E MODELLO	DA	A	Sigla identificativa			MARCHIO E MODELLO	DA	A	Sigla identificativa			
			Riferimento IRIDIUM TOP	Riferimento IRIDIUM	Senza Manutenzione				Riferimento IRIDIUM TOP	Riferimento IRIDIUM	Senza Manutenzione	
MAZDA cont.						MERCEDES cont.						
XEDOS 6 2.0 V6	01/92				860.540D	G-CLASS Cabrio G 320 CDI	09/06		T850			
XEDOS 9 2.0 24V	08/93	01/00			860.540D	G-CLASS G 320 CDI	09/06		T850			
XEDOS 9 2.3 24V	02/95	01/00			860.540D	G-CLASS G 36 AMG	01/95		T850	892.760		
XEDOS 9 2.5 24V	07/93	07/00			860.540D	G-CLASS G 55 AMG	04/99		T850	892.760		
XEDOS 9 2.5 V6	07/00				860.540D	G-CLASS G 55 AMG 4x4	08/06		T850			
						KOMBI Estate 200 E	11/92	05/93	T720	874.680D		
						KOMBI Estate 250 TD Turbo	06/92	05/93	T850	892.760		
						KOMBI Estate 300 TD T	06/92	05/93	T850	892.760		
						M-CLASS ML 350	08/02	06/05	T850	892.760		
						S-CLASS S 63 AMG	09/01		T850			
100 Box 2.0 D	09/93	04/96	T720	874.680D		SL 55 AMG	08/99	06/02	T850	892.760		
100 Bus 2.0 D	09/93	04/96	T720	874.680D		SL 600 SL	02/92	05/93	T850	892.760		
100 Bus D	12/90	02/96	T720	874.680D		SPRINTER 2-t Box 208 CDI	04/00	05/06	T850	892.760		
190 E Evolution II 2.5	05/90	08/93	T600	860.530D		SPRINTER 2-t Box 208 D	02/95	04/00	T850	892.760		
A-CLASS 1.9 A 190 Twin Engine	04/99	02/01	T720	874.680D		SPRINTER 2-t Box 210 D	01/97	04/00	T850	892.760		
C-CLASS 3.5	01/05	02/07	T720	874.680D		SPRINTER 2-t Box 211 CDI	04/00	05/06	T850	892.760		
C-CLASS C 200 CDI	03/98		T850	892.760		SPRINTER 2-t Box 212 D	02/95	04/00	T850	892.760		
C-CLASS C 220 D	08/93	05/00	T850	892.760		SPRINTER 2-t Box 213 CDI	04/00	05/06	T850	892.760		
C-CLASS C CLASS C 350 CGI	09/08		T850			SPRINTER 2-t Box 214	02/95	05/06	T850	892.760		
C-CLASS C CLASS T-Model C 180 Kompressor	08/07		T720			SPRINTER 2-t Box 214 NGT	04/00	05/06	T850	892.760		
C-CLASS C CLASS T-Model C 200 CDI	08/07				885.L4D	SPRINTER 2-t Box 216 CDI	04/00	05/06	T850	892.760		
C-CLASS C CLASS T-Model C 200 Kompressor	08/07		T720			SPRINTER 2-t Bus 208 CDI	04/00	05/06	T850	892.760		
C-CLASS C CLASS T-Model C 220 CDI	08/07				885.L4D	SPRINTER 2-t Bus 208 D	02/95	04/00	T850	892.760		
C-CLASS C CLASS T-Model C 230	08/07		T720			SPRINTER 2-t Bus 210 D	03/97	04/00	T850	892.760		
C-CLASS C CLASS T-Model C 280	08/07		T720			SPRINTER 2-t Bus 211 CDI	04/00	05/06	T850	892.760		
C-CLASS C CLASS T-Model C 320 CDI	08/07		T850			SPRINTER 2-t Bus 212 D	02/95	04/00	T850	892.760		
C-CLASS C CLASS T-Model C 320 CDI 4-matic	08/07		T850			SPRINTER 2-t Bus 213 CDI	04/00	05/06	T850	892.760		
C-CLASS C CLASS T-Model C 350	08/07				885.L4D	SPRINTER 2-t Bus 214	02/95	05/06	T850	892.760		
C-CLASS C CLASS T-Model C 63 AMG	02/08		T850			SPRINTER 2-t Bus 214 NGT	04/00	05/06	T850	892.760		
C-CLASS Coupe C 220	05/02		T720	874.680D		SPRINTER 2-t Bus 216 CDI	04/00	05/06	T850	892.760		
C-CLASS Estate C 220 T D	06/96	03/01	T850	892.760		SPRINTER 2-t Flatbed / Chassis 208 CDI	04/00	05/06	T850	892.760		
C-CLASS T-Model C 200 CDI	03/01		T850	892.760		SPRINTER 2-t Flatbed / Chassis 208 D	01/95	04/00	T850	892.760		
CLK 5.4	10/98	07/02	T850	892.760		SPRINTER 2-t Flatbed / Chassis 210 D	01/97	04/00	T850	892.760		
CLK CLK DTM AMG	06/04		T850	892.760		SPRINTER 2-t Flatbed / Chassis 211 CDI	04/00	05/06	T850	892.760		
E-CLASS E 220 D	06/95	03/02	T850	892.760		SPRINTER 2-t Flatbed / Chassis 212 D	02/95	04/00	T850	892.760		
E-CLASS E 36 AMG	07/94	01/98	T720	874.680D		SPRINTER 2-t Flatbed / Chassis 213 CDI	04/00	05/06	T850	892.760		
E-CLASS Estate 300 TD T	06/92	05/93	T720	874.680D		SPRINTER 2-t Flatbed / Chassis 214	02/95	05/06	T850	892.760		
E-CLASS Estate E 250 Turbo D	06/93	06/96	T850	892.760		SPRINTER 2-t Flatbed / Chassis 214 NGT	04/00	05/06	T850	892.760		
						SPRINTER 2-t Flatbed / Chassis 216 CDI	04/00	05/06	T850	892.760		

MARCHIO E MODELLO	DA	A	Sigla identificativa			MARCHIO E MODELLO	DA	A	Sigla identificativa		
			Riferimento IRIDIUM TOP	Riferimento IRIDIUM	Senza Manutenzione				Riferimento IRIDIUM TOP	Riferimento IRIDIUM	Senza Manutenzione
MERCEDES <small>cont.</small>						MERCEDES <small>cont.</small>					
SPRINTER 3,5 Flatbed / Chassis 309 CDI	06/06		T850			SPRINTER 3-t Box 314 NGT	04/00	05/06	T850	892.760	
						SPRINTER 3-t Box 316 CDI	04/00	05/06	T850	892.760	
SPRINTER 3,5 Flatbed / Chassis 310 CDI	03/09		T850			SPRINTER 3-t Box 316 CDI 4x4	08/02	05/06	T850	892.760	
						SPRINTER 3-t Bus 2.3 D 4x4	06/97	12/99	T850	892.760	
SPRINTER 3,5 Flatbed / Chassis 311 CDI	06/06		T850			SPRINTER 3-t Bus 2.9 TDI	01/97	12/99	T850	892.760	
						SPRINTER 3-t Bus 210 CDI	03/09		T850		
SPRINTER 3,5 Flatbed / Chassis 313 CDI	06/06		T850			SPRINTER 3-t Bus 211 CDI	06/06		T850		
						SPRINTER 3-t Bus 215 CDI	06/06		T850		
SPRINTER 3,5 Flatbed / Chassis 315 CDI	06/06		T850			SPRINTER 3-t Bus 216	09/08		T850		
						SPRINTER 3-t Bus 224	06/06		T850		
SPRINTER 3,5 Flatbed / Chassis 318 CDI	06/06		T850			SPRINTER 3-t Bus 308 CDI	04/00	05/06	T850	892.760	
						SPRINTER 3-t Bus 308 D	02/95	04/00	T850	892.760	
SPRINTER 3,5 Flatbed / Chassis 324	06/06		T850			SPRINTER 3-t Bus 308 E	04/00	05/06	T850	892.760	
SPRINTER 3,5-t Box 309 CDI	06/06		T850			SPRINTER 3-t Bus 310 D 4x4	05/97	08/02	T850	892.760	
SPRINTER 3,5-t Box 310 CDI	03/09		T850			SPRINTER 3-t Bus 311 CDI	04/00	05/06	T850	892.760	
SPRINTER 3,5-t Box 311 CDI	06/06		T850			SPRINTER 3-t Bus 311 CDI 4x4	08/02	05/06	T850	892.760	
SPRINTER 3,5-t Box 313 CDI	06/06		T850			SPRINTER 3-t Bus 312 D 2.9	02/95	04/00	T850	892.760	
SPRINTER 3,5-t Box 315 CDI	06/06		T850			SPRINTER 3-t Bus 312 D 2.9 4x4	05/97	08/02	T850	892.760	
SPRINTER 3,5-t Box 318 CDI	06/06		T850			SPRINTER 3-t Bus 313 CDI	04/00	05/06	T850	892.760	
SPRINTER 3,5-t Box 324	06/06		T850			SPRINTER 3-t Bus 313 CDI 4x4	08/02	05/06	T850	892.760	
SPRINTER 3,5-t Bus 310 CDI	03/09		T850			SPRINTER 3-t Bus 314	02/95	05/06	T850	892.760	
SPRINTER 3,5-t Bus 311 CDI	06/06		T850			SPRINTER 3-t Bus 314 4x4	08/02	05/06	T850	892.760	
SPRINTER 3,5-t Bus 315 CDI	06/06		T850			SPRINTER 3-t Bus 314 NGT	04/00	05/06	T850	892.760	
SPRINTER 3,5-t Bus 316	09/08		T850			SPRINTER 3-t Bus 316 CDI	04/00	05/06	T850	892.760	
SPRINTER 3,5-t Bus 324	06/06		T850			SPRINTER 3-t Bus 316 CDI 4x4	08/02	05/06	T850	892.760	
SPRINTER 3-t Box 2.3 D 4x4	06/97	12/99	T850	892.760		SPRINTER 3-t Flatbed / Chassis 209 CDI	06/06		T850		
SPRINTER 3-t Box 209 CDI	06/06		T850								
SPRINTER 3-t Box 210 CDI	03/09		T850			SPRINTER 3-t Flatbed / Chassis 210 CDI	03/09		T850		
SPRINTER 3-t Box 211 CDI	06/06		T850								
SPRINTER 3-t Box 213 CDI	06/06		T850			SPRINTER 3-t Flatbed / Chassis 211 CDI	06/06		T850		
SPRINTER 3-t Box 215 CDI	06/06		T850								
SPRINTER 3-t Box 216 CDI	03/09		T850			SPRINTER 3-t Flatbed / Chassis 213 CDI	06/06		T850		
SPRINTER 3-t Box 218 CDI	06/06		T850								
SPRINTER 3-t Box 224	06/06		T850			SPRINTER 3-t Flatbed / Chassis 215 CDI	06/06		T850		
SPRINTER 3-t Box 308 CDI	04/00	05/06	T850	892.760							
SPRINTER 3-t Box 308 D 2.3	02/95	04/00	T850	892.760		SPRINTER 3-t Flatbed / Chassis 216 CDI	03/09		T850		
SPRINTER 3-t Box 310 D 2.9	02/95	04/00	T850	892.760							
SPRINTER 3-t Box 311 CDI	04/00	05/06	T850	892.760		SPRINTER 3-t Flatbed / Chassis 218 CDI	06/06		T850		
SPRINTER 3-t Box 311 CDI 4x4	08/02	05/06	T850	892.760							
SPRINTER 3-t Box 312 D 2.9	02/95	04/00	T850	892.760		SPRINTER 3-t Flatbed / Chassis 219 CDI	03/09		T850		
SPRINTER 3-t Box 312 D 2.9 4x4	05/97	08/02	T850	892.760							
SPRINTER 3-t Box 313 CDI	04/00	05/06	T850	892.760		SPRINTER 3-t Flatbed / Chassis 224	06/06		T850		
SPRINTER 3-t Box 313 CDI 4x4	08/02	05/06	T850	892.760							
SPRINTER 3-t Box 314	02/95	05/06	T850	892.760		SPRINTER 3-t Flatbed / Chassis 308 CDI	04/00	05/06	T850	892.760	
SPRINTER 3-t Box 314 4x4	08/02	05/06	T850	892.760							

MARCHIO E MODELLO	DA	A	Sigla identificativa			MARCHIO E MODELLO	DA	A	Sigla identificativa		
			Riferimento IRIDIUM TOP	Riferimento IRIDIUM	Senza Manutenzione				Riferimento IRIDIUM TOP	Riferimento IRIDIUM	Senza Manutenzione
MERCEDES cont.						MERCEDES cont.					
SPRINTER 3-t Flatbed / Chassis 308 D 2.3	02/95	04/00	T850	892.760		SPRINTER 4-t Box 413 CDI	04/00	05/06	T850	892.760	
						SPRINTER 4-t Box 413 CDI 4x4	04/00	05/06	T850	892.760	
SPRINTER 3-t Flatbed / Chassis 310 D 2.9	01/97	04/00	T850	892.760		SPRINTER 4-t Box 414	02/96	05/06	T850	892.760	
						SPRINTER 4-t Box 414 4x4	05/97	05/06	T850	892.760	
SPRINTER 3-t Flatbed / Chassis 311 CDI	04/00	05/06	T850	892.760		SPRINTER 4-t Box 416 CDI	04/00	05/06	T850	892.760	
						SPRINTER 4-t Box 416 CDI 4x4	04/00	05/06	T850	892.760	
SPRINTER 3-t Flatbed / Chassis 311 CDI 4x4	08/02	05/06	T850	892.760		SPRINTER 4-t Bus 408 CDI	04/00	05/06	T850	892.760	
						SPRINTER 4-t Bus 411 CDI	04/00	05/06	T850	892.760	
SPRINTER 3-t Flatbed / Chassis 312 D 2.9	02/95	04/00	T850	892.760		SPRINTER 4-t Bus 413 CDI	04/00	05/06	T850	892.760	
						SPRINTER 4-t Bus 414	02/96	05/06	T850	892.760	
SPRINTER 3-t Flatbed / Chassis 313 CDI	04/00	05/06	T850	892.760		SPRINTER 4-t Bus 416 CDI	04/00	05/06	T850	892.760	
						SPRINTER 4-t Flatbed / Chassis 2.3 D 4x4	06/97	12/99	T850	892.760	
SPRINTER 3-t Flatbed / Chassis 313 CDI 4x4	08/02	05/06	T850	892.760		SPRINTER 4-t Flatbed / Chassis 408 CDI	04/00	05/06	T850	892.760	
SPRINTER 3-t Flatbed / Chassis 314	02/95	05/06	T850	892.760							
SPRINTER 3-t Flatbed / Chassis 314 4x4	08/02	05/06	T850	892.760		SPRINTER 4-t Flatbed / Chassis 408 D	02/96	05/06	T850	892.760	
SPRINTER 3-t Flatbed / Chassis 314 NGT	04/00	05/06	T850	892.760		SPRINTER 4-t Flatbed / Chassis 410 D	02/96	05/06	T850	892.760	
SPRINTER 3-t Flatbed / Chassis 316 CDI	04/00	05/06	T850	892.760		SPRINTER 4-t Flatbed / Chassis 410 D 4x4	05/97	05/06	T850	892.760	
SPRINTER 3-t Flatbed / Chassis 316 CDI 4x4	08/02	05/06	T850	892.760		SPRINTER 4-t Flatbed / Chassis 411 CDI	04/00	05/06	T850	892.760	
SPRINTER 4,6-t Box 413 CDI	06/06		T850			SPRINTER 4-t Flatbed / Chassis 411 CDI 4x4	04/00	05/06	T850	892.760	
SPRINTER 4,6-t Box 416 CDI	03/09		T850			SPRINTER 4-t Flatbed / Chassis 412 D	02/96	05/06	T850	892.760	
SPRINTER 4,6-t Box 419 CDI	03/09		T850			SPRINTER 4-t Flatbed / Chassis 412 D 4x4	05/97	05/06	T850	892.760	
SPRINTER 4,6-t Box 424	06/06		T850			SPRINTER 4-t Flatbed / Chassis 413 CDI	04/00	05/06	T850	892.760	
SPRINTER 4,6-t Flatbed / Chassis 413 CDI	06/06		T850			SPRINTER 4-t Flatbed / Chassis 413 CDI 4x4	04/00	05/06	T850	892.760	
SPRINTER 4,6-t Flatbed / Chassis 416 CDI	03/09		T850			SPRINTER 4-t Flatbed / Chassis 414	02/96	05/06	T850	892.760	
SPRINTER 4,6-t Flatbed / Chassis 418 CDI	06/06		T850			SPRINTER 4-t Flatbed / Chassis 414 4x4	05/97	05/06	T850	892.760	
SPRINTER 4,6-t Flatbed / Chassis 419 CDI	03/09		T850			SPRINTER 4-t Flatbed / Chassis 416 CDI	04/00	05/06	T850	892.760	
SPRINTER 4,6-t Flatbed / Chassis 424	06/06		T850			SPRINTER 4-t Flatbed / Chassis 416 CDI 4x4	04/00	05/06	T850	892.760	
SPRINTER 4-t Box 2.3 D 4x4	06/97	12/99	T850	892.760		SPRINTER 5-t Box 509 CDI	06/06		T850		
SPRINTER 4-t Box 408 CDI	04/00	05/06	T850	892.760		SPRINTER 5-t Box 510 CDI	03/09		T850		
SPRINTER 4-t Box 408 D	02/96	05/06	T850	892.760		SPRINTER 5-t Box 511 CDI	06/06		T850		
SPRINTER 4-t Box 410 D	02/96	05/06	T850	892.760		SPRINTER 5-t Box 513 CDI	06/06		T850		
SPRINTER 4-t Box 410 D 4x4	05/97	05/06	T850	892.760		SPRINTER 5-t Box 515 CDI	06/06		T850		
SPRINTER 4-t Box 411 CDI	04/00	05/06	T850	892.760							
SPRINTER 4-t Box 411 CDI 4x4	04/00	05/06	T850	892.760							
SPRINTER 4-t Box 412 D	02/96	05/06	T850	892.760							
SPRINTER 4-t Box 412 D 4x4	05/97	05/06	T850	892.760							

MARCHIO E MODELLO	DA	A	Sigla identificativa			MARCHIO E MODELLO	DA	A	Sigla identificativa		
			Riferimento IRIDIUM TOP	Riferimento IRIDIUM	Senza Manutenzione				Riferimento IRIDIUM TOP	Riferimento IRIDIUM	Senza Manutenzione
MERCEDES cont.						MERCEDES cont.					
SPRINTER 5-t Box 516 CDI	03/09		T850			VITO Bus 115 CDI 2.2 4x4	09/07		T850		
SPRINTER 5-t Box 518 CDI	06/06		T850			VITO Bus 119	09/03		T720	874.680D	
SPRINTER 5-t Box 519 CDI	03/09		T850			VITO Bus 120 CDI	09/07		T850		
SPRINTER 5-t Box 524	06/06		T850			VITO Bus 122	09/03		T720	874.680D	
SPRINTER 5-t Flatbed / Chassis 509 CDI	06/06		T850			VITO Bus 123	06/04		T720	874.680D	
SPRINTER 5-t Flatbed / Chassis 510 CDI	03/09		T850			100 Box D	12/90	02/96	T720	874.680D	
						100 Flatbed / Chassis D	12/90	02/96	T720	874.680D	
SPRINTER 5-t Flatbed / Chassis 511 CDI	06/06		T850			190 E	04/90	08/93	T600	860.530D	
						A-CLASS A 140	07/97	08/04	T510		
SPRINTER 5-t Flatbed / Chassis 513 CDI	06/06		T850			A-CLASS A 160	07/97	08/04	T600	860.530D	
						A-CLASS A 160 CDI	07/98		T720	874.680D	
SPRINTER 5-t Flatbed / Chassis 515 CDI	06/06		T850			A-CLASS A 170 CDI	07/98	08/04	T720	874.680D	
						A-CLASS A 180 CDI	09/04		T720	874.680D	
SPRINTER 5-t Flatbed / Chassis 516 CDI	03/09		T850			A-CLASS A 190	03/99	08/04	T720	874.680D	
						A-CLASS A 200	09/04		T720	874.680D	
SPRINTER 5-t Flatbed / Chassis 518 CDI	06/06		T850			A-CLASS A 200 CDI	09/04		T720	874.680D	
						A-CLASS A 200 TURBO	09/05		T720	874.680D	
SPRINTER 5-t Flatbed / Chassis 519 CDI	03/09		T850			A-CLASS A 210	03/02	08/04	T720	874.680D	
						B-CLASS B 150	03/05		T720	874.680D	
T1 Bus 308 D 2.3	05/90	02/96	T720	874.680D		B-CLASS B 170	03/05		T720	874.680D	
T1 Bus 310 D 2.9	06/90	02/96	T720	874.680D		B-CLASS B 170 NGT	04/08		T720		
VANEO 1.4	06/02		T720	874.680D		B-CLASS B 180 CDI	03/05		T720	874.680D	
VIANO 2.2 CDI	08/05		T850	892.760		B-CLASS B 180 NGT	04/08		T720		
VIANO 3.0 CDI	03/06		T850			B-CLASS B 200	03/05		T720	874.680D	
VIANO 3.2	09/03		T720	874.680D		B-CLASS B 200 CDI	03/05		T720	874.680D	
VIANO 3.5 126	09/07		T720			B-CLASS B 200 TURBO	03/05		T720	874.680D	
VIANO 3.7	06/04		T720	874.680D		CABRIOLET 300 CE-24	04/92	06/93	T720	874.680D	
VIANO CDI	09/03		T850	892.760		C-CLASS C 180	03/93	05/02	T600		
VIANO CDI 2.2 4-matic	07/05		T850	892.760		C-CLASS C 180 Kompressor	05/02		T720	874.680D	
VITO Box 109 CDi	08/06		T850			C-CLASS C 200	01/94	05/00	T600	860.530D	
VITO Box 109 CDI 2.2	09/03		T850	892.760		C-CLASS C 200 CGI Kompressor	07/03		T720	874.680D	
VITO Box 111 CDI 2.2	09/03		T850	892.760		C-CLASS C 200 D	03/93	05/00	T850	892.760	
VITO Box 111 CDI 2.2 4x4	09/07		T850			C-CLASS C 200 Kompressor	10/95		T720	874.680D	
VITO Box 115 CDI 2.2	09/03		T850	892.760		C-CLASS C 220	03/93	05/00	T720	874.680D	
VITO Box 115 CDI 2.2 4x4	09/07		T850			C-CLASS C 220 CDI	09/97		T850	892.760	
VITO Box 119 3.2	09/03		T720	874.680D		C-CLASS C 230	06/96		T720	874.680D	
VITO Box 120 CDI	09/07		T850			C-CLASS C 230 Kompressor	10/95		T720	874.680D	
VITO Box 122 3.2	09/03		T720	874.680D		C-CLASS C 240	06/97		T720	874.680D	
VITO Box 126	09/07		T720			C-CLASS C 240 4-matic	07/02		T720	874.680D	
VITO Bus 109 CDI 2.2	09/03		T850	892.760		C-CLASS C 250 D	05/93	05/00	T850	892.760	
VITO Bus 109 CDI 2.2 4x4	09/07		T850			C-CLASS C 250 Turbo-D	10/95	05/00	T850	892.760	
VITO Bus 111 CDI 2.2	09/03		T850	892.760		C-CLASS C 270 CDI	12/00		T850	892.760	
VITO Bus 111 CDI 2.2 4x4	09/07		T850			C-CLASS C 280	05/93		T720	874.680D	
VITO Bus 115 CDI 2.2	09/03		T850	892.760		C-CLASS C 280 4-matic	01/05		T720	874.680D	

MARCHIO E MODELLO	DA	A	Sigla identificativa			MARCHIO E MODELLO	DA	A	Sigla identificativa		
			Riferimento IRIDIUM TOP	Riferimento IRIDIUM	Senza Manutenzione				Riferimento IRIDIUM TOP	Riferimento IRIDIUM	Senza Manutenzione
MERCEDES cont.						MERCEDES cont.					
C-CLASS C 30 CDI AMG	01/03		T850	892.760		C-CLASS Coupe C 350	01/05		T850	892.760	
C-CLASS C 32 AMG Kompressor	02/01		T850	892.760		C-CLASS Estate C 180 T	06/96	03/01	T720	874.680D	
C-CLASS C 320	05/00		T850	892.760		C-CLASS Estate C 200 T	06/96	03/01	T720	874.680D	
C-CLASS C 320 4-matic	07/02		T850	892.760		C-CLASS Estate C 200 T CDI	03/98	03/01	T850	892.760	
C-CLASS C 320 CDI	01/05		T850	892.760		C-CLASS Estate C 200 T D	10/96	03/01	T850	892.760	
C-CLASS C 350	01/05		T850	892.760		C-CLASS Estate C 200 T Kompressor	11/96	03/01	T720	874.680D	
C-CLASS C 350 4-matic	01/05		T850	892.760		C-CLASS Estate C 220 T CDI	09/97	03/01	T850	892.760	
C-CLASS C 36 AMG	05/94	05/00	T850	892.760		C-CLASS Estate C 230 T	06/96	06/98	T720	874.680D	
C-CLASS C 43 AMG	08/97	05/00	T850	892.760		C-CLASS Estate C 230 T Kompressor	06/97	09/00	T720	874.680D	
C-CLASS C 55 AMG	02/04		T850	892.760		C-CLASS Estate C 240 T	06/97	03/01	T720	874.680D	
C-CLASS C CLASS C 180 Kompressor	01/07		T720			C-CLASS Estate C 250 T Turbo-D	06/96	03/01	T850	892.760	
C-CLASS C CLASS C 200 CDI	01/07				885.L4D	C-CLASS Estate C 280 T	06/97	03/01	T850	892.760	
C-CLASS C CLASS C 200 Kompressor	01/07		T720			C-CLASS Estate C 43 AMG	08/97	03/01	T850	892.760	
C-CLASS C CLASS C 220 CDI	01/07				885.L4D	C-CLASS T-Model C 180	03/01	05/02	T720	874.680D	
C-CLASS C CLASS C 230	01/07		T720			C-CLASS T-Model C 180 Kompressor	05/02		T720	874.680D	
C-CLASS C CLASS C 230 4-matic	07/07		T720			C-CLASS T-Model C 200 CGI Kompressor	07/03		T720	874.680D	
C-CLASS C CLASS C 280	01/07				885.L4D	C-CLASS T-Model C 200 Kompressor	03/01		T720	874.680D	
C-CLASS C CLASS C 280 4-matic	07/07				885.L4D	C-CLASS T-Model C 220 CDI	03/01		T850	892.760	
C-CLASS C CLASS C 300	07/09				885.L4D	C-CLASS T-Model C 230	01/05		T720	874.680D	
C-CLASS C CLASS C 300 4-matic	07/07				885.L4D	C-CLASS T-Model C 230 Kompressor	02/04		T720	874.680D	
C-CLASS C CLASS C 320 CDI	01/07				885.L4D	C-CLASS T-Model C 240	03/01		T720	874.680D	
C-CLASS C CLASS C 320 CDI 4-matic	07/07				885.L4D	C-CLASS T-Model C 240 4-matic	07/02		T720	874.680D	
C-CLASS C CLASS C 350	01/07				885.L4D	C-CLASS T-Model C 270 CDI	03/01		T850	892.760	
C-CLASS C CLASS C 350 4-matic	07/07				885.L4D	C-CLASS T-Model C 280	01/05		T850	892.760	
C-CLASS C CLASS C 350 CDI	07/09		T850			C-CLASS T-Model C 280 4-matic	01/05		T850	892.760	
C-CLASS C CLASS C 350 CDI 4-matic	07/09		T850			C-CLASS T-Model C 30 CDI AMG	01/03		T850	892.760	
C-CLASS C CLASS C 63 AMG	02/08		T850			C-CLASS T-Model C 32 AMG Kompressor	03/01		T850	892.760	
C-CLASS C CLASS T-Model C 350 CDI	10/09		T850			C-CLASS T-Model C 320	03/01		T850	892.760	
C-CLASS C CLASS T-Model C 350 CDI 4-matic	10/09		T850			C-CLASS T-Model C 320 4-matic	07/02		T850	892.760	
C-CLASS Coupe C 160 Kompressor	05/02		T720	874.680D		C-CLASS T-Model C 320 CDI	06/05		T850	892.760	
C-CLASS Coupe C 180	03/01	05/02	T720	874.680D		C-CLASS T-Model C 350	01/05		T850	892.760	
C-CLASS Coupe C 180 Kompressor	05/02		T720	874.680D		C-CLASS T-Model C 350 4-matic	01/05		T850	892.760	
C-CLASS Coupe C 200 CDI	07/03		T850	892.760		C-CLASS T-Model C 55 AMG	02/04		T850	892.760	
C-CLASS Coupe C 200 CGI Kompressor	07/03		T720	874.680D		CLC-CLASS CLC 180 Kompressor	05/08		T720		
C-CLASS Coupe C 200 Kompressor	03/01		T720	874.680D		CLC-CLASS CLC 200 CDI	05/08		T850		
C-CLASS Coupe C 220 CDI	03/01		T850	892.760		CLC-CLASS CLC 200 Kompressor	05/08		T720		
C-CLASS Coupe C 230	01/05		T720	874.680D		CLC-CLASS CLC 220 CDI	05/08		T850		
C-CLASS Coupe C 230 Kompressor	03/01		T720	874.680D		CLC-CLASS CLC 230	05/08		T720		
C-CLASS Coupe C 30 CDI AMG	09/02		T850	892.760		CLC-CLASS CLC 350	05/08		T850		
C-CLASS Coupe C 32 AMG Kompressor	05/02		T850	892.760		CLK 200	06/97	06/02	T720	874.680D	
C-CLASS Coupe C 320	09/02		T850	892.760		CLK 200 CGI	07/03		T720	874.680D	
						CLK 200 Kompressor	06/97		T720	874.680D	
						CLK 220 CDI	01/05		T850	892.760	

MARCHIO E MODELLO	DA	A	Sigla identificativa			MARCHIO E MODELLO	DA	A	Sigla identificativa		
			Riferimento IRIDIUM TOP	Riferimento IRIDIUM	Senza Manutenzione				Riferimento IRIDIUM TOP	Riferimento IRIDIUM	Senza Manutenzione
MERCEDES <small>cont.</small>						MERCEDES <small>cont.</small>					
CLK 230 Kompressor	06/97	06/02	T720	874.680D		E-CLASS E 240	06/97	03/02	T720	874.680D	
CLK 240	06/02		T850	892.760		E-CLASS E 250 D	07/93	07/99	T850	892.760	
CLK 270 CDI	10/02		T850	892.760		E-CLASS E 250 Turbo-D	06/93	07/99	T850	892.760	
CLK 280	01/05		T850	892.760		E-CLASS E 270 CDI	07/99		T850	892.760	
CLK 320	06/97		T850	892.760		E-CLASS E 280	06/93	03/02	T850	892.760	
CLK 320 CDI	01/05		T850	892.760		E-CLASS E 280 4-matic	12/96	03/02	T850	892.760	
CLK 350	01/05		T850	892.760		E-CLASS E 280 long	06/93	06/95	T720	874.680D	
CLK 430	07/98	06/02	T850	892.760		E-CLASS E 290 Turbo-D	03/96	07/99	T850	892.760	
CLK 500	06/02		T850	892.760		E-CLASS E 300 4-matic	06/93	06/95	T850	892.760	
CLK 55 AMG	08/99		T850	892.760		E-CLASS E 300 D	07/93	06/97	T850	892.760	
CLK 63 AMG	04/06		T850			E-CLASS E 300 Turbo-D	06/93	07/99	T850	892.760	
CLK Convertible 200	03/98	03/02	T720	874.680D		E-CLASS E 300 Turbo-D 4-matic	06/93	06/95	T850	892.760	
CLK Convertible 200 CGI	07/03		T720	874.680D		E-CLASS E 320	06/93	03/02	T850	892.760	
CLK Convertible 200 Kompressor	03/98		T720	874.680D		E-CLASS E 320 4-matic	06/97		T850	892.760	
CLK Convertible 230 Kompressor	03/98	03/02	T720	874.680D		E-CLASS E 320 CDI	07/99	03/02	T850	892.760	
CLK Convertible 240	02/03		T850	892.760		E-CLASS E 420	06/93	06/97	T720	874.680D	
CLK Convertible 280	01/05		T850	892.760		E-CLASS E 430	06/97	03/02	T720	874.680D	
CLK Convertible 320	03/98		T850	892.760		E-CLASS E 430 4-matic	05/99	03/02	T720	874.680D	
CLK Convertible 320 CDI	03/05		T850	892.760		E-CLASS E 50 AMG	02/96	08/97	T850	892.760	
CLK Convertible 350	01/05		T850	892.760		E-CLASS E 500	06/93	06/95	T720	874.680D	
CLK Convertible 430	09/98	03/02	T850	892.760		E-CLASS E 55 AMG	08/97	03/02	T850	892.760	
CLK Convertible 500	02/03		T850	892.760		E-CLASS E 55 AMG 4-matic	03/01	03/02	T850	892.760	
CLK Convertible 55 AMG	01/00		T850	892.760		E-CLASS E 60 AMG	05/94	06/95	T720	874.680D	
CLK Convertible 63 AMG	04/06		T850			E-CLASS Estate E 200 T	06/93	08/00	T720	874.680D	
CLS 320 CDI	01/05		T850	892.760		E-CLASS Estate E 200 T Kompressor	06/97	03/03	T720	874.680D	
CLS 350	10/04		T850	892.760		E-CLASS Estate E 220 T	06/93	06/96	T720	874.680D	
CLS 500	10/04		T850	892.760		E-CLASS Estate E 220 T CDI	06/98	03/03	T850	892.760	
CLS CLS 55 AMG	01/05		T850	892.760		E-CLASS Estate E 230 T	06/96	06/97	T720	874.680D	
COUPE 220 CE	10/92	05/93	T720	874.680D		E-CLASS Estate E 240 T	06/97	03/03	T720	874.680D	
COUPE 320 CE	10/92	05/93	T720	874.680D		E-CLASS Estate E 250 T D	06/93	07/99	T850	892.760	
E-CLASS Convertible E 200	06/93	03/98	T720	874.680D		E-CLASS Estate E 250 T Turbo-D	06/97	07/99	T850	892.760	
E-CLASS Convertible E 220	06/93	03/98	T720	874.680D		E-CLASS Estate E 270 T CDI	07/99	03/03	T850	892.760	
E-CLASS Convertible E 320	06/93	03/98	T850	892.760		E-CLASS Estate E 280 T	06/93	03/03	T850	892.760	
E-CLASS Convertible E 36 AMG	05/94	03/98	T850	892.760		E-CLASS Estate E 280 T 4-matic	12/96	03/03	T850	892.760	
E-CLASS Coupe E 200	06/93	06/97	T720	874.680D		E-CLASS Estate E 290 T Turbo-D	06/96	07/99	T850	892.760	
E-CLASS Coupe E 220	06/93	06/97	T720	874.680D		E-CLASS Estate E 300 T 4-matic	06/93	06/96	T850	892.760	
E-CLASS Coupe E 320	06/93	06/97	T720	874.680D		E-CLASS Estate E 300 T D	06/93	06/96	T850	892.760	
E-CLASS Coupe E 36 AMG	06/93	06/97	T720	874.680D		E-CLASS Estate E 300 T Turbo-D	06/93	07/99	T850	892.760	
E-CLASS E 200	06/93	08/00	T720	874.680D		E-CLASS Estate E 300 T Turbo-D 4-matic	06/93	06/96	T850	892.760	
E-CLASS E 200 CDI	06/98	03/02	T850	892.760		E-CLASS Estate E 300 TE-24 AMG	06/93	06/96	T850	892.760	
E-CLASS E 200 D	06/93	03/02	T850	892.760		E-CLASS Estate E 320 T	06/93	03/03	T850	892.760	
E-CLASS E 200 Kompressor	06/97	03/02	T720	874.680D		E-CLASS Estate E 320 T 4-matic	12/96	03/03	T850	892.760	
E-CLASS E 220	06/93	06/95	T720	874.680D		E-CLASS Estate E 320 T CDI	07/99	03/03	T850	892.760	
E-CLASS E 220 CDI	06/98	03/02	T850	892.760		E-CLASS Estate E 36 T AMG	05/94	06/96	T720	874.680D	
E-CLASS E 230	06/95	06/97	T720	874.680D							

MARCHIO E MODELLO	DA	A	Sigla identificativa			MARCHIO E MODELLO	DA	A	Sigla identificativa		
			Riferimento IRIDIUM TOP	Riferimento IRIDIUM	Senza Manutenzione				Riferimento IRIDIUM TOP	Riferimento IRIDIUM	Senza Manutenzione
MERCEDES cont.						MERCEDES cont.					
E-CLASS Estate E 420 T	06/96	06/97	T850	892.760		S-CLASS 600 SE,SEL	04/91	12/92	T850	892.760	
E-CLASS Estate E 430 T	06/97	03/03	T850	892.760		S-CLASS Coupe CL 500	03/99		T850		
E-CLASS Estate E 430 T 4-matic	05/99	03/03	T850	892.760		S-CLASS Coupe CL 55 AMG	10/99	03/06	T850	892.760	
E-CLASS Estate E 55 T AMG	08/97	03/03	T850	892.760		S-CLASS Coupe CL 55 AMG Kompressor	06/02	03/06	T850	892.760	
E-CLASS Estate E 55 T AMG 4-matic	03/01	03/03	T850	892.760							
G-CLASS 230 GE	06/90		T720	874.680D		S-CLASS Coupe CL 600	03/99		T850		
G-CLASS 250 GD	02/90		T850	892.760		S-CLASS Coupe CL 63 AMG	09/01		T850		
G-CLASS 290 GD/G 290 D	04/92		T850	892.760		S-CLASS Coupe CL 65 AMG	09/03		T850		
G-CLASS 300 GE	06/90		T850	892.760		S-CLASS Coupe SEC/CL 420	10/94	02/99	T850	892.760	
G-CLASS 350 G Turbo D	09/91		T850	892.760		S-CLASS Coupe SEC/CL 500	10/92	02/99	T850	892.760	
G-CLASS Cabrio 200 GE	01/90	07/93	T720	874.680D		S-CLASS Coupe SEC/CL 600	09/92	02/99	T850	892.760	
G-CLASS Cabrio 230 GE	06/90	02/93	T720	874.680D		S-CLASS S 280	02/93	08/05	T850	892.760	
G-CLASS Cabrio 300 GD	12/90	09/97	T850	892.760		S-CLASS S 300 Turbo-D	05/96	10/98	T850	892.760	
G-CLASS Cabrio 320 GE	09/94	11/97	T850	892.760		S-CLASS S 320	10/98	08/05	T850	892.760	
G-CLASS Cabrio 350 G Turbo-D	09/91	09/97	T850	892.760		S-CLASS S 320 CDI	08/99	08/05	T850	892.760	
G-CLASS Cabrio G 300 TD	09/96		T850	892.760		S-CLASS S 350	09/02		T850	892.760	
G-CLASS Cabrio G 320	11/97		T850	892.760		S-CLASS S 350 4-matic	06/03	08/05	T850	892.760	
G-CLASS Cabrio G 400 CDI	12/00		T850	892.760		S-CLASS S 350 Turbo-D	01/93	10/98	T850	892.760	
G-CLASS Cabrio G 500	04/98		T850	892.760		S-CLASS S 400 CDI	06/00	08/05	T850	892.760	
G-CLASS G 270 CDI	10/01		T850	892.760		S-CLASS S 420	01/93	10/98	T850	892.760	
G-CLASS G 290 TD	07/97		T850	892.760		S-CLASS S 430	10/98	08/05	T850	892.760	
G-CLASS G 300 TD	08/96		T850	892.760		S-CLASS S 430 4-matic	09/02	08/05	T850	892.760	
G-CLASS G 320	09/94		T850	892.760		S-CLASS S 500	01/93		T850	892.760	
G-CLASS G 400 CDI	12/00		T850	892.760		S-CLASS S 500 4-matic	09/02	08/05	T850	892.760	
G-CLASS G 500	04/98		T850	892.760		S-CLASS S 55 AMG	04/99	08/05	T850	892.760	
G-CLASS G 500 E	09/93		T850	892.760		S-CLASS S 55 AMG Kompressor	06/02	08/05	T850	892.760	
GL-CLASS GL 320 CDI	09/06		T850			S-CLASS S 600	01/93	08/05	T850	892.760	
GL-CLASS GL 420 CDI	09/06		T850			S-CLASS S 65 AMG	03/04	08/05	T850	892.760	
GL-CLASS GL 450	09/06		T850			SL 280	08/93	10/01	T850	892.760	
GL-CLASS GL 500	09/06		T850			SL 320	09/93	10/01	T850	892.760	
KOMBI Estate 200 TE	10/92	06/93	T720	874.680D		SL 500	09/92	10/01	T850	892.760	
KOMBI Estate 220 TE	10/92	05/93	T720	874.680D		SL 60 AMG	05/97	10/01	T850	892.760	
KOMBI Estate 280 TE	10/92	06/93	T720	874.680D		SL 600	07/92	10/01	T850	892.760	
KOMBI Estate 320 TE	10/92	06/93	T850	892.760		SLK 200	09/96	03/00	T720	874.680D	
M-CLASS ML 230	02/98	06/05	T850	892.760		SLK 200 Kompressor	10/96		T720	874.680D	
M-CLASS ML 270 CDI	12/99	06/05	T850	892.760		SLK 230 Kompressor	09/96	04/04	T720	874.680D	
M-CLASS ML 320	02/98	08/02	T850	892.760		SLK 280	01/05		T720	874.680D	
M-CLASS ML 400 CDI	09/01	06/05	T850	892.760		SLK 32 AMG Kompressor	03/01	04/04	T720	874.680D	
M-CLASS ML 430	02/98	06/05	T850	892.760		SLK 320	03/00	04/04	T720	874.680D	
M-CLASS ML 500	09/01	06/05	T850	892.760		SLK 350	06/04		T720	874.680D	
M-CLASS ML 55 AMG	02/00	06/05	T850	892.760		SLK 55 AMG	06/04		T720	874.680D	
S-CLASS 300 SE 2.8	01/93	10/98	T850	892.760		SPRINTER 3,5 Flatbed / Chassis 311 CDI 4x4	02/08		T850		
S-CLASS 300 SE,SEL/S320	03/91	10/98	T850	892.760							
S-CLASS 400 SE,SEL/S420	02/91	10/98	T850	892.760		SPRINTER 3,5 Flatbed / Chassis 315 CDI 4x4	02/08		T850		
S-CLASS 500 SE,SEL	02/91	10/98	T850	892.760							

MARCHIO E MODELLO	DA	A	Sigla identificativa			MARCHIO E MODELLO	DA	A	Sigla identificativa		
			Riferimento IRIDIUM TOP	Riferimento IRIDIUM	Senza Manutenzione				Riferimento IRIDIUM TOP	Riferimento IRIDIUM	Senza Manutenzione
MERCEDES cont.						MERCEDES cont.					
SPRINTER 3,5 Flatbed / Chassis 316	09/08		T850			VITO Box 112 CDI 2.2	03/99	07/03	T850	892.760	
SPRINTER 3,5 Flatbed / Chassis 316 CDI	03/09		T850			VITO Box 113 2.0	03/97	07/03	T720	874.680D	
SPRINTER 3,5 Flatbed / Chassis 316 CDI 4x4	03/09		T850			VITO Box 114 2.3	03/97	07/03	T720	874.680D	
SPRINTER 3,5 Flatbed / Chassis 316 NGT	09/08		T850			VITO Box 123	06/04	07/08	T720	874.680D	
SPRINTER 3,5 Flatbed / Chassis 318 CDI 4x4	02/08		T850			VITO Bus 108 CDI 2.2	03/99	07/03	T850	892.760	
SPRINTER 3,5-t Box 311 CDI 4x4	02/08		T850			VITO Bus 108 D 2.3	02/96	07/03	T850	892.760	
SPRINTER 3,5-t Box 315 CDI 4x4	02/08		T850			VITO Bus 110 CDI 2.2	03/99	07/03	T850	892.760	
SPRINTER 3,5-t Box 316	09/08		T850			VITO Bus 110 TD 2.3	02/96	07/03	T850	892.760	
SPRINTER 3,5-t Box 316 CDI	03/09		T850			VITO Bus 112 CDI 2.2	03/99	07/03	T850	892.760	
SPRINTER 3,5-t Box 316 CDI 4x4	03/09		T850			VITO Bus 113 2.0	02/96	07/03	T720	874.680D	
SPRINTER 3,5-t Box 316 NGT	09/08		T850			VITO Bus 114 2.3	12/96	07/03	T720	874.680D	
SPRINTER 3,5-t Box 318 CDI 4x4	02/08		T850								
SPRINTER 3,5-t Box 319 CDI	03/09		T850								
SPRINTER 3,5-t Bus 311 CDI 4x4	02/08		T850								
SPRINTER 3,5-t Bus 315 CDI 4x4	02/08		T850								
SPRINTER 3,5-t Bus 316 NGT	09/08		T850								
SPRINTER 3,5-t Bus 318 CDI 4x4	02/08		T850			EXPRESS 1.4	03/03	05/05			844.420D
SPRINTER 3,5-t Bus 319 CDI	03/09		T850			EXPRESS 1.8	03/03	05/05			860.600D
SPRINTER 3,5-t Bus 311 CDI 4x4	02/08		T850			EXPRESS 2.0 d	03/03	05/05			860.600D
SPRINTER 3,5-t Bus 315 CDI 4x4	02/08		T850			MG TF TF 115	03/02		T600		
SPRINTER 3,5-t Bus 316 NGT	09/08		T850			MG TF TF 120	03/02		T600		
SPRINTER 3,5-t Bus 318 CDI 4x4	02/08		T850			MG TF TF 135	03/02		T600		
SPRINTER 3-t Box 216	09/08		T850			MG TF TF 160	03/02		T600		
SPRINTER 3-t Box 219 CDI	03/09		T850			MG X-PWER X-POWER 4.6 SV	01/03				871.680
SPRINTER 3-t Flatbed / Chassis 216	09/08		T850			MG X-PWER X-POWER 5.0 SV-R	01/05				871.680
SPRINTER 4,6-t Flatbed / Chassis 415 CDI	06/06		T850			MG ZR ZR 105	06/01				860.600D
SPRINTER 5-t Flatbed / Chassis 516	09/08		T850			MG ZR ZR 120	06/01				860.600D
SPRINTER 5-t Flatbed / Chassis 516 NGT	09/08		T850			MG ZR ZR 160	06/01				860.600D
SPRINTER 5-t Flatbed / Chassis 524	06/06		T850			MG ZR ZR 2.0 TD	12/02	12/05			871.680
VANEO 1.6	02/02		T720	874.680D		MG ZR ZR Turbodiesel	06/01				871.680
VANEO 1.7 CDI	02/02		T720	874.680D		MG ZS ZS 1.6	07/03	12/05			860.600D
VANEO 1.9	02/02		T720	874.680D		MG ZS ZS 120	07/01				860.600D
V-CLASS V 200	02/97	07/03	T850	892.760		MG ZS ZS 180	07/01		T600		
V-CLASS V 200 CDI	03/99	07/03	T850	892.760		MG ZS ZS 2.0 TD	01/04				871.680
V-CLASS V 220 CDI	03/99	07/03	T850	892.760		MG ZS ZS Hatchback 1.6	11/01	10/05			860.600D
V-CLASS V 230	10/96	07/03	T850	892.760		MG ZS ZS Hatchback 120	07/01		T600		
V-CLASS V 230 TD	09/96	07/03	T850	892.760		MG ZS ZS Hatchback 180	07/01		T600		
V-CLASS V 280	08/97	07/03	T850	892.760		MG ZS ZS Hatchback 2.0 TD	01/04				871.680
VITO Box 108 CDI 2.2	03/99	07/03	T850	892.760		MG ZT ZT 1.8 16V	01/03				860.600D
VITO Box 108 D 2.3	03/97	07/03	T850	892.760		MG ZT ZT 1.8 T 16V	01/03				860.600D
VITO Box 110 CDI 2.2	03/99	07/03	T850	892.760		MG ZT ZT 160	06/01				860.600D
VITO Box 110 D 2.3	03/97	07/03	T850	892.760		MG ZT ZT 180	01/03				860.600D
						MG ZT ZT 190	06/01				860.600D
						MG ZT ZT 2.0 CDTi	06/02				871.680
						MG ZT ZT 260	10/03				860.600D

MARCHIO E MODELLO	DA	A	Sigla identificativa			MARCHIO E MODELLO	DA	A	Sigla identificativa		
			Riferimento IRIDIUM TOP	Riferimento IRIDIUM	Senza Manutenzione				Riferimento IRIDIUM TOP	Riferimento IRIDIUM	Senza Manutenzione
MG cont.						MITSUBISHI cont.					
MG ZT ZT- T 1.8 16V	01/03				860.600D	CARISMA Saloon 1.9 DI-D	09/00	06/06	T720	874.680D	
MG ZT ZT- T 1.8 T 16V	01/03				860.600D	CARISMA Saloon 1.9 TD	10/96	09/00			875.D26D
MG ZT ZT- T 160	10/01				860.600D	CARISMA Saloon 2.0 16V GT EVO VI/VII	11/99	06/06	T720	874.680D	
MG ZT ZT- T 180	01/03				860.600D	CHALLENGER 1.8 All-wheel Drive	03/01	02/05			860.540S
MG ZT ZT- T 190	10/01				860.600D	CHALLENGER 1.8 GDi All-wheel Drive	05/99	02/01			860.540S
MG ZT ZT- T 2.0 CDTi	06/02				871.680	CHALLENGER 2.0 GDi All-wheel Drive	10/01	02/05			860.540S
MG ZT ZT- T 260	10/03				860.600D	CHALLENGER 2.5 D All-wheel Drive	11/97	10/98			875.D26S
MGF 1,8 i VVC	10/01	03/02			860.600D	CHALLENGER 2.5 TD	11/98				875.D26S
MGF 1.6	02/00	03/02			860.600D	CHALLENGER 2.8 TDi	11/98	10/03			895.760S
MGF 1.8 i 16V	03/95	03/02			860.600D	CHALLENGER 3.0 V6	11/98				895.760S
MGF 1.8 i VVC	03/95	03/02			860.600D	CHALLENGER 3.2 TDi	11/98				895.760S
MGR V8 3.9	09/92	12/95	T600	860.530D		CHALLENGER 3.5	11/98				895.760S
						CHALLENGER 3.8 GDi	11/02				895.760S
MINI						COLT CZC Convertible 1.5	05/06		T600		
						COLT CZC Convertible 1.5 Turbo	05/06		T600		
						COLT Mk IV 1.6	02/94	04/96			850.D20S
MINI 1.4	04/03	10/06			860.600D	COLT Mk IV 1.6 4x4	08/93	08/95			850.D20S
MINI 1.6 S Works	11/03	06/05			860.600D	COLT Mk V 1.3	08/02	07/05	T510	850.450D	
MINI Convertible Cooper	07/04		T600			COLT Mk V 1.5	09/95	05/04	T600	860.530D	
MINI Convertible Cooper S	07/04		T720	874.680D		COLT Mk V 1.8	11/97	07/01	T600	860.530D	
MINI Convertible One	07/04		T600			COLT Mk V 1300	09/00	07/05			845.26SPP
MINI Cooper	06/01		T600			COLT Mk V 1600	09/00	07/05			850.D20S
MINI Cooper S	03/02		T720	874.680D		COLT VI 1.1	10/04		T510	850.450D	
MINI One	06/01		T600			COLT VI 1.3	06/04		T510	850.450D	
MINI One D	06/03		T720	874.680D		COLT VI 1.5	06/04		T510	850.450D	
MINI Works	11/03		T720	874.680D		COLT VI 1.5 CZT	03/05		T600		
						COLT VI 1.5 DI-D	08/04		T600		
MITSUBISHI						COLT VI 1.5 Turbo	09/06		T600		
						ECLIPSE 2.0 i 16V 4x4	04/91	11/95			860.540S
						ECLIPSE Mk II 2000 GS 16V	12/95	04/99			875.D26D
						ECLIPSE Mk II 2000 GT 16V	12/95	04/99			875.D26D
3000 GT 3.0 i 24V 4x4	06/92	08/99			875.D26S	ECLIPSE Mk II 2400 GS 16V	09/98	04/99			875.D26D
CARISMA 1.6	07/95	06/06	T600	860.530D		GALANT Mk IV Saloon 2.0 GTi 16V 4x4 CAT	09/91	10/92			860.540S
CARISMA 1.8	07/95	06/06	T600	860.530D		GALANT Mk V 2.5	11/92	09/96			860.540S
CARISMA 1.8 16V	07/95	06/06	T600	860.530D		GALANT Mk VI 2.0	09/96	10/04			860.540S
CARISMA 1.8 16V GDI	09/97	06/06	T600	860.530D		GALANT Mk VI 2.4 GDI	02/99	10/04			860.540S
CARISMA 1.8 GDI	10/00	06/06	T600			GALANT Mk VI 2.5 V6 24V	09/96	10/04			860.540S
CARISMA 1.9 DI-D	09/00	06/06	T720	874.680D		GALANT Mk VI Estate 2.0	09/96	10/03			860.540S
CARISMA 1.9 TD	10/96	09/00			875.D26D	GALANT Mk VI Estate 2.4 GDI	02/99	10/03			860.540S
CARISMA Saloon 1.3	09/00	10/04	T510	850.450D		GALANT Mk VI Estate 2.5 V6 24V	09/96	10/03			860.540S
CARISMA Saloon 1.6	09/96	06/06	T600	860.530D		GALANT Mk VI Estate 2.8 TD	10/96	07/01			875.D26S
CARISMA Saloon 1.8	09/96	06/06	T600	860.530D		GALLOPER 2.5 TD	02/99				875.D26S
CARISMA Saloon 1.8 16V GDI	09/97	06/06	T600	860.530D		GALLOPER 2.5 TD intercooler	02/99				875.D26S
CARISMA Saloon 1.8 GDI	10/00	06/06	T600								

MARCHIO E MODELLO	DA	A	Sigla identificativa			MARCHIO E MODELLO	DA	A	Sigla identificativa		
			Riferimento IRIIDIUM TOP	Riferimento IRIIDIUM	Senza Manutenzione				Riferimento IRIIDIUM TOP	Riferimento IRIIDIUM	Senza Manutenzione
MITSUBISHI <small>cont.</small>						MITSUBISHI <small>cont.</small>					
GALLOPER 3.0 V6	02/99				875.D26S	OUTLANDER 3.0 4x4	11/06				895.760D
GRANDIS 2.0	11/97	05/03			860.540D	PROUDIA/DIGNITY 3.5 24V	10/99				895.760S
GRANDIS 2.0 DI-D	09/05				860.540D	PROUDIA/DIGNITY 4.5 32V	10/99				895.760S
GRANDIS 2.4	04/04				860.540D	SANTAMO 2.0 16V	05/99				875.D26S
L 200 200 2.5 DI-D	11/05				895.760D	SANTAMO 2.0 16V 4x4	05/99				875.D26S
L 200 200 2.5 DiD [RWD]	11/05				895.760D	SHOGUN Open Off-Road Vehicle 1.8 GDI	06/98	04/00			860.540S
L 200 200 2.5 TD	08/01	11/05			875.D26S	SHOGUN Open Off-Road Vehicle 2.4	04/91	04/00			860.540S
L 200 200 2.5 TD 4WD	11/92				875.D26S	SHOGUN Open Off-Road Vehicle 3.0 V6 24V	06/94	04/00			875.D26S
L 200 200 2.5 TD 4x4	06/96				875.D26S	SHOGUN CLASSIC 2.5 TD	07/02				895.760S
L 200 200 2.6 4x4	06/92	08/96			875.D26S	SHOGUN CLASSIC 3.2 DI-D	05/05				895.760S
L 200 200 2.8 D	06/92	08/96			875.D26S	SHOGUN Mk II 1.8 GDi All-wheel Drive	11/97	08/99			860.540S
L 200 200 2.8 D 4x4	09/96	07/01			875.D26S	SHOGUN Mk II 2.4	04/91	04/00			860.540S
L 200 200 3.0	06/92	08/96			875.D26S	SHOGUN Mk II 3.0 V6 24V	06/94	04/00			875.D26S
L 300 300 Box 2.5 TD 4x4	11/91	05/03			875.D26S	SHOGUN Mk II 3.5 V6 24V	06/94	04/00			875.D26S
L 400 400 Box 2500 TD	09/96				895.760S	SHOGUN PININ 1.8	11/01				860.540S
L 400 400 Box 2500 TD 4x4	09/96				895.760S	SHOGUN PININ 3.2 DID	09/99				895.760S
L 400 400 Bus 2500 TD	06/96				895.760S	SHOGUN PININ 3.2 DID All-wheel Drive	09/99	09/06			895.760S
LANCER Estate 1.6	09/03		T600			SHOGUN PININ 3.8 All-wheel Drive	03/04	08/06			875.D26S
LANCER Estate 1.8 GDi T	09/03				860.540S	SPACE RUNNER 2.0	08/99				875.D26S
LANCER Estate 2.0	09/03				860.540S	SPACE RUNNER 2.0 16V	06/97	08/99			875.D26S
LANCER Estate 2.4	09/03				860.540S	SPACE RUNNER 2.4 GDI	08/99				875.D26S
LANCER Mk IV 2.0 D	06/92	07/93			875.D26S	SPACE STAR 1.3 16V	06/98		T600	860.530D	
LANCER Mk V 1.6	02/94				860.540S	SPACE STAR 1.6	04/01	03/06	T600		
LANCER Mk VI 1.8 16V	01/99	08/03			860.540S	SPACE STAR 1.6 16V	01/01		T600		
LANCER Mk VI 2.4	09/99	08/04			860.540S	SPACE STAR 1.8 GDi	06/98		T600	860.530D	
LANCER Saloon 1.3	09/03				850.D20S	SPACE STAR 1.9 DI-D	02/01		T720	874.680D	
LANCER Saloon 1.6	09/03		T600			SPACE WAGON 2.0	05/91	10/98			875.D26S
LANCER Saloon 1.8 SEi Limited	09/03				860.540S	SPACE WAGON 2.0 GDI	04/02				875.D26S
LANCER Saloon 2.0	08/03				860.540S	SPACE WAGON 2.4 GDI	10/98				875.D26S
LANCER Saloon 2.0 16V EVO IX	01/06				860.540S	SPACE WAGON 2.4 GDI 4x4	10/98				875.D26S
LANCER Saloon 2.0 16V EVO VIII	03/04				860.540S	SPACE WAGON 2.4 i	10/92	10/98			875.D26S
LANCER Saloon 2.0 4x4	08/05				860.540S	COLT Mk III 1.5	07/90	05/92			850.D20S
LANCER Saloon 2.0 DI-D	01/08		T720			COLT Mk III 1.8 GTI 16V	06/90	05/92			850.D20S
LANCER Saloon 2.0 EVO	06/08		T720			COLT Mk IV 1.3 GLi 12V	04/92	04/96			845.26SPP
LANCER Saloon 2.0 GDi	09/03				860.540S	COLT Mk IV 1.6 GLXi 16V	04/92	04/96			850.D20S
LANCER Saloon 2.4	09/03				860.540S	COLT Mk IV 1.8 GTI 16V	04/92	04/96			850.D20S
LANCER SPORTBACK 2.0 DI-D	06/08		T720			COLT Mk V 1300 GL, GLX	05/96	09/00			845.26SPP
OUTLANDER 2.0	05/03				875.D26D	COLT Mk V 1500	11/95	07/05			850.D20S
OUTLANDER 2.0 4WD	05/03				875.D26D	COLT Mk V 1600 GLX	05/96	09/00			850.D20S
OUTLANDER 2.0 DI-D	02/07				895.760D	ECLIPSE 2.0 i 16V	04/91	11/95			860.540S
OUTLANDER 2.0 Turbo 4WD	04/04				875.D26D	GALANT Mk V 1.8	02/94	08/96			860.540S
OUTLANDER 2.2 DI-D	08/07				895.760D						
OUTLANDER 2.4	11/06				875.D26D						
OUTLANDER 2.4 4WD	05/03				875.D26D						
OUTLANDER 2.4 Mivec	09/07				875.D26D						

MARCHIO E MODELLO	DA	A	Sigla identificativa			MARCHIO E MODELLO	DA	A	Sigla identificativa		
			Riferimento IRIDIUM TOP	Riferimento IRIDIUM	Senza Manutenzione				Riferimento IRIDIUM TOP	Riferimento IRIDIUM	Senza Manutenzione
MITSUBISHI <small>cont.</small>						MITSUBISHI <small>cont.</small>					
GALANT Mk V 1.8 GLSI	11/92	08/96			860.540S	SHOGUN IV 3.8 V6	02/07				895.760S
GALANT Mk V 2.0 GLSI	11/92	08/96			860.540S	SHOGUN Mk II 2.5 TD	12/90	04/00			895.760S
GALANT Mk V 2.0 GLSI 4x4	11/92	08/96			860.540S	SHOGUN Mk II 2.8 TD	06/94	04/00			895.760S
GALANT Mk V 2.0 GLSTD	11/92	08/96			860.540S	SHOGUN Mk II 3.0 V6	12/90	12/95			875.D26S
GALANT Mk V 2.0 V6-24	11/92	08/96			860.540S	SHOGUN Mk III 2.5 TDi	04/00				895.760S
GALANT Mk V 2.5 V6-24 4x4	11/92	08/96			860.540S	SHOGUN Mk III 3.2 DI-D	04/00				895.760S
GALANT Mk V Saloon 1.8	02/94	08/96			860.540S	SHOGUN Mk III 3.5 V6 GDI	04/00				895.760S
GALANT Mk V Saloon 1.8 GLSI	11/92	08/96			860.540S	SHOGUN PININ 1.8 GDI	10/99		T600	860.530D	
GALANT Mk V Saloon 2.0 GLSI	11/92	08/96			860.540S	SHOGUN PININ 2.0 GDI	10/00		T600		
GALANT Mk V Saloon 2.0 GLSI 4x4	11/92	08/96			860.540S	SIGMA 3.0 V6	12/90	07/96			875.D26S
GALANT Mk V Saloon 2.0 GLSTD	11/92	08/96			860.540S	SIGMA Station Wagon 3.0	01/93	07/96			875.D26S
GALANT Mk V Saloon 2.0 V6-24	11/92	08/96			860.540S	SPACE GEAR 2.0 16V	05/95	05/00			875.D26S
GALANT Mk V Saloon 2.5 V6-24 4x4	11/92	08/96			860.540S	SPACE GEAR 2.4 i	05/95	05/00			875.D26S
GALANT Mk VI 2.0 TDi	09/96	10/04			860.540S	SPACE GEAR 2.4 i 4x4	05/95	05/00			875.D26S
GALANT Mk VI Estate 2.0 TDI	09/96	10/03			860.540S	SPACE GEAR 2.5 TD	05/95	05/00			895.760S
L 200 200 2.0	06/96				860.540S	SPACE GEAR 2.5 TD 4x4	05/95	05/00			895.760S
L 200 200 2.4 4x4	06/96				875.D26S	SPACE RUNNER 1.8	10/91	08/99			875.D26S
L 200 200 2.5 D	06/96				875.D26S	SPACE RUNNER 1.8 4x4	10/91	08/99			875.D26S
L 300 300 Bus 2.0	07/96				860.540S	SPACE RUNNER 2.0 TD	10/92	08/99			895.760S
L 300 300 Bus 2.4	11/90				860.540S	SPACE WAGON 1.8	10/91	10/98			860.540S
L 300 300 Bus 2.4 4WD	11/90				860.540S	SPACE WAGON 1.8 4x4	10/91	10/98			860.540S
L 300 300 Flatbed / Chassis 2.0	07/94				860.540S	SPACE WAGON 1.8 TD	10/91	10/98			875.D26S
L 300 300 Flatbed / Chassis 2.5 D	11/94				875.D26S	SPACE WAGON 2.0 4x4	10/92	10/98			875.D26S
LANCER Mk III Estate 1.5 12V	09/90	12/91			850.D20S	SPACE WAGON 2.0 TD	10/92	10/98			895.760S
LANCER Mk III Estate 1.8 4x4	08/90	06/92			860.540S						
LANCER Mk IV 1.3 12V	06/92	05/94			850.D20S						
LANCER Mk IV 1.6 16V	06/92	05/94			860.540S						
LANCER Mk IV 1.8 GTi 16V	06/92	12/93			860.540S						
LANCER Mk IV Saloon 1.3 12V	01/91	06/92			850.D20S						
LANCER Mk V 1.3	06/92				850.D20S	100 NX 1.6	03/90	10/94			860.540D
LANCER Mk V 1.6 16V	06/92				860.540S	100 NX 1.6 SR	09/93	10/94			860.540D
LANCER Mk V 1.6 16V 4WD	06/92				860.540S	100 NX 2.0 GTi	03/91	10/94			860.540D
LANCER Mk V 1.8 16V	06/92	12/93			860.540S	200 SX 1.8 Turbo	01/92	09/94			860.540S
LANCER Mk V 2.0 Diesel	06/92				860.540S	200 SX 2.0 i 16V	10/93	12/99			860.540S
LANCER Mk V Estate 1.6 16V	12/92	10/03			860.540S	200 SX 2.0 i 16V Turbo	10/93	12/99			860.540S
LANCER Mk V Estate 1.6 16V 4WD	12/92	10/03			860.540S	300 ZX 3.0 Twin Turbo	05/90	08/00			875.D26S
LANCER Mk V Estate 2.0 D	12/92	10/03			860.540S	350 Z 3.5	10/03				860.540D
LANCER Mk VI 1.3 12V	12/95	08/03			860.540S	350 Z Roadster 3.5	03/05				860.540D
LANCER Mk VI 1.5 16V	12/95	08/03			860.540S	ALMERA 1.4	09/95	07/00			860.540D
LANCER Mk VI 1.6 16V	12/95	08/03			860.540S	ALMERA 1.4 GX,LX	09/95	07/00			860.540D
LANCER Mk VI 2.0 16V EVO VI / VII	01/99	08/03			860.540S	ALMERA 1.5	07/95	05/00			844.420D
SHOGUN 2.5 TD	01/90	12/91			895.760S	ALMERA 1.6	07/95	07/00			860.540D
SHOGUN Open Off-Road Vehicle 2.5 TD	12/90	04/00			860.540S	ALMERA 1.6 SLX	09/95	07/00			860.540D
SHOGUN Open Off-Road Vehicle 3.0 V6	12/90	12/95			875.D26S	ALMERA 1.8	07/95	05/00			844.420D
SHOGUN IV 3.2 DI-D	02/07				895.760S	ALMERA 2.0 D	11/95	07/00			875.D26D

MARCHIO E MODELLO	DA	A	Sigla identificativa			MARCHIO E MODELLO	DA	A	Sigla identificativa		
			Riferimento IRIIDIUM TOP	Riferimento IRIIDIUM	Senza Manutenzione				Riferimento IRIIDIUM TOP	Riferimento IRIIDIUM	Senza Manutenzione
NISSAN cont.						NISSAN cont.					
ALMERA Hatchback 1.4	09/95	03/00			860.540D	MAXIMA QX 3.0 V6 24V	03/00				860.540D
ALMERA Hatchback 1.4 S,GX,LX	09/95	03/00			860.540D	MAXIMA QX 3.5	08/01				860.540D
ALMERA Hatchback 1.5	07/95	03/00			844.420D	MAXIMA Station Wagon 2.0 QX	10/97				860.540D
ALMERA Hatchback 1.6	07/95	03/00			860.540D	MAXIMA Station Wagon 2.5 V6 24V	10/97				860.540D
ALMERA Hatchback 1.6 SR,SLX	09/95	03/00			860.540D	MAXIMA Station Wagon 3.0 QX	10/97				860.540D
ALMERA Hatchback 2.0 D	11/95	03/00			875.D26D	MICRA 1.0	01/92	04/93			845.26DPP
ALMERA Hatchback 2.0 GTi	07/96	03/00			860.540D	MICRA 1.0 16V	01/03				844.420D
ALMERA Mk II 1.5	03/00				844.420D	MICRA 1.0 i 16V	08/92	02/03			845.26DPP
ALMERA Mk II 1.5 dCi	01/03				871.680	MICRA 1.2 16V	01/03				844.420D
ALMERA Mk II 1.5 XL	03/01				844.420D	MICRA 1.3 i 16V	08/92	09/00			845.26DPP
ALMERA Mk II 1.6	07/00	02/03			844.420D	MICRA 1.4 16V	01/03				844.420D
ALMERA Mk II 1.8	01/00				844.420D	MICRA 1.4 i 16V	09/00	02/03			844.420D
ALMERA Mk II 2.0	08/02				844.420D	MICRA 1.5 D	02/98	02/03			860.600D
ALMERA Mk II 2.2 dCi	09/03				871.680	MICRA 1.5 dCi	01/03				860.600D
ALMERA Mk II 2.2 Di	03/00				871.680	MICRA 160 SR	05/05				860.600D
ALMERA TINO 1.8	08/00				860.600D	MICRA C+C 1.4 16V	08/05				844.420D
ALMERA TINO 2.0	08/00				844.420D	MICRA C+C 1.6 160 SR	08/05				860.600D
ALMERA TINO 2.2 dCi	09/03		T720	874.680D		MURANO 3.5	11/07				860.540D
ALMERA TINO 2.2 Di	08/00				871.680	MURANO 3.5 4x4	03/05				860.540D
GT-R 3.8 V6 4WD	02/09				875.D26D	NAVARA 2.5 DCi	07/05		T720	874.680D	
INTERSTAR Box dCi 100	11/03		T850	892.760		NAVARA 2.5 dCi 4WD	07/05		T720	874.680D	
INTERSTAR Box dCi 120	07/02		T850	892.760		NAVARA 2.8 D	10/04		T720	874.680D	
INTERSTAR Box dCi 140	11/03		T850	892.760		NOTE 1.4	03/06				844.420D
INTERSTAR Box dCi 150	09/06		T850	892.760		NOTE 1.5 dCi	03/06				860.600D
INTERSTAR Box dCi 80	07/02		T850	892.760		NOTE 1.6	03/06				844.420D
INTERSTAR Box dCi 90	07/02		T850	892.760		PATHFINDER 2.5 DCi	01/05		T720	874.680D	
INTERSTAR Bus dCi 100	11/03		T850	892.760		PATHFINDER 2.5 dCi 4WD	03/05		T720	874.680D	
INTERSTAR Bus dCi 120	07/02		T850	892.760		PATHFINDER 2.7 TD 4WD	09/97	12/04	T720	874.680D	
INTERSTAR Bus dCi 140	11/03		T850	892.760		PATHFINDER 3.2 TD 4WD	09/97	12/04			895.760S
INTERSTAR Bus dCi 150	09/06		T850	892.760		PATHFINDER 3.3 V6 4WD	09/97	12/04			875.D26S
INTERSTAR Bus dCi 80	07/02		T850	892.760		PATHFINDER 3.5 V6 4WD	11/00	12/04			875.D26S
INTERSTAR Bus dCi 90	07/02		T850	892.760		PATHFINDER 4.0 4WD	09/05		T600		
INTERSTAR Flatbed / Chassis dCi 100	02/04		T850	892.760		PATROL GR 2.8 TD	10/95	02/98			895.760D
INTERSTAR Flatbed / Chassis dCi 120	08/03		T850	892.760		PATROL GR Mk II 2.7 TD	05/98	06/01			895.760D
INTERSTAR Flatbed / Chassis dCi 140	11/03		T850	892.760		PATROL GR Mk II 2.8 TD	06/97	05/00			895.760D
INTERSTAR Flatbed / Chassis dCi 150	08/06		T850	892.760		PATROL GR Mk II 2.8 TDiC	10/97	02/00			895.760D
KUBISTAR 1.2	08/03				844.420D	PATROL GR Mk II 3.0 D	05/00				895.760D
KUBISTAR 1.2 16V	04/06				844.420D	PATROL GR Mk II 3.0 DTi	05/00				895.760D
KUBISTAR 1.5 dCi	08/03				871.680	PATROL GR Mk II 3.2 D	05/98	06/01			895.760D
KUBISTAR 1.5 dCi 70	04/06		T720	874.680D		PATROL GR Mk II 4.2 D	05/99	09/04			895.760D
KUBISTAR 1.5 dCi 85	04/06				871.680	PATROL GR Mk II 4.2 TD	06/97				895.760D
KUBISTAR 1.6 16V	08/03				844.420D	PATROL GR Mk II 4.2 TDi	03/00	08/02			895.760D
MAXIMA QX 2.0	02/95	08/00			860.540D	PATROL GR Mk II 4.5	12/97	09/01			895.760D
MAXIMA QX 2.0 V6 24V	03/00		T720	874.680D		PATROL GR Mk II 4.5 i	06/97				895.760D
MAXIMA QX 2.5 V6 24V	02/95				860.540D	PATROL GR Mk II 4.8	03/00				895.760D

MARCHIO E MODELLO	DA	A	Sigla identificativa			MARCHIO E MODELLO	DA	A	Sigla identificativa		
			Riferimento IRIIDIUM TOP	Riferimento IRIIDIUM	Senza Manutenzione				Riferimento IRIIDIUM TOP	Riferimento IRIIDIUM	Senza Manutenzione
NISSAN cont.						NISSAN cont.					
PATROL Station Wagon 2.8 D 4x4	01/90	01/91			895.760D	PRIMERA 2.5	01/02		T600		
PATROL Station Wagon 2.8 TD 4x4	03/92	06/93			895.760D	PRIMERA Estate 1.6 Visia	01/02				844.420D
PICK UP 2.4 i	02/98				860.540S	PRIMERA Estate 1.8	03/02		T600		
PICK UP 2.4 i 12V	04/92	02/98			860.540S	PRIMERA Estate 1.9 dCi	08/02		T720	874.680D	
PICK UP 2.4 i 12V 4WD	04/92	02/98			860.540S	PRIMERA Estate 2.0	03/02		T600		
PICK UP 2.4 i 4WD	02/98				860.540S	PRIMERA Estate 2.2 dCi	04/03		T720	874.680D	
PICK UP 2.5 D 4WD	03/96				875.D26S	PRIMERA Estate 2.2 Di	03/02		T720	874.680D	
PICK UP 2.5 Di	03/02				875.D26S	PRIMERA Estate 2.5	01/02		T600		
PICK UP 2.5 Di 4WD	03/02				875.D26S	PRIMERA Hatchback 1.6			T600		
PICK UP 2.5 TD 4WD	05/98				875.D26S	PRIMERA Hatchback 1.6 16V	09/96	07/02	T600	860.530D	
PICK UP 3.0 i V6 4WD	09/90	02/98			875.D26S	PRIMERA Hatchback 1.8	07/02		T600		
PICK UP 3.2 D 4WD	12/98				875.D26S	PRIMERA Hatchback 1.8 16V	08/99	07/02	T600	860.530D	
PIXO 1.0	06/09				535.22	PRIMERA Hatchback 1.9 dCi	08/02		T720	874.680D	
PRAIRIE PRO 2.4 i	04/92	07/94			860.540D	PRIMERA Hatchback 2.0			T600		
PRAIRIE PRO 2.4 i 4x4	04/92	07/94			860.540D	PRIMERA Hatchback 2.0 16V	06/90	07/02	T600	860.530D	
PRIMASTAR Box 2.0	02/03				882.LB4D	PRIMERA Hatchback 2.0 16V 4x4	04/91	06/96	T510	850.450D	
PRIMASTAR Box dCi 100	09/02				882.LB4D	PRIMERA Hatchback 2.0 D	01/91	01/96	T720	874.680D	
PRIMASTAR Box dCi 120	09/06				882.LB4D	PRIMERA Hatchback 2.0 GT 4x4	03/91	04/93			860.540D
PRIMASTAR Box dCi 140	07/03				882.LB4D	PRIMERA Hatchback 2.0 i	01/95	06/96	T600	860.530D	
PRIMASTAR Box dCi 150	09/06				882.LB4D	PRIMERA Hatchback 2.0 TD	09/96	07/02	T720	874.680D	
PRIMASTAR Box dCi 80	09/02				882.LB4D	PRIMERA Hatchback 2.2 dCi	04/03		T720	874.680D	
PRIMASTAR Box dCi 90	09/06				882.LB4D	PRIMERA Hatchback 2.2 Di	07/02		T720	874.680D	
PRIMASTAR Van 2.0	03/01				882.LB4D	PRIMERA Hatchback 2.5	01/02		T600		
PRIMASTAR Van dCi 100	03/01				882.LB4D	PRIMERA Traveller 1.6 16V	04/98	12/01	T600	860.530D	
PRIMASTAR Van dCi 120	09/06				882.LB4D	PRIMERA Traveller 1.6 i	07/90	03/98	T600	860.530D	
PRIMASTAR Van dCi 140	07/03				882.LB4D	PRIMERA Traveller 1.8 16V	06/96	12/01	T600	860.530D	
PRIMASTAR Van dCi 150	09/06				882.LB4D	PRIMERA Traveller 2.0	07/94	01/98	T600	860.530D	
PRIMASTAR Van dCi 80	03/01				882.LB4D	PRIMERA Traveller 2.0 16V	06/96	12/01	T600	860.530D	
PRIMASTAR Van dCi 90	09/06				882.LB4D	PRIMERA Traveller 2.0 D	07/90	12/95	T720	874.680D	
PRIMERA 1.6	06/90		T600			PRIMERA Traveller 2.0 i	07/90	03/98	T600	860.530D	
PRIMERA 1.6 16V		12/01	T600	860.530D		PRIMERA Traveller 2.0 TD	04/98	12/01	T720	874.680D	
PRIMERA 1.8	06/96		T600			QASHQAI 1.5 dCi	02/07		T720	874.680D	
PRIMERA 1.8 16V	08/99	12/01	T600	860.530D		QASHQAI 1.6	02/07		T510		
PRIMERA 1.9 dCi	08/02		T720	874.680D		QASHQAI 2.0 dCi	02/07		T720	874.680D	
PRIMERA 2.0	06/90		T600			QASHQAI 2.0 dCi All-wheel Drive	02/07		T720	874.680D	
PRIMERA 2.0 16V	06/90	12/01	T600	860.530D		SERENA 1.6 16V	02/93				860.540S
PRIMERA 2.0 16V 4x4	04/91	06/96	T600	860.530D		SERENA 2.0 16V	11/92				875.D26S
PRIMERA 2.0 4x4	03/91	04/93	T600	860.530D		SERENA 2.0 d	11/92		T850	892.760	
PRIMERA 2.0 d	01/91	01/96	T720	874.680D		SERENA 2.3 D	01/95				895.760S
PRIMERA 2.0 GT	06/90	01/96			860.540D	SUNNY Box 1.6 i 16V	10/92	03/00			845.360D
PRIMERA 2.0 GT 4x4	03/91	04/93			860.540D	SUNNY Box 1.7 D	11/90	03/00			875.D26D
PRIMERA 2.0 i	01/95	06/96	T510	850.450D		SUNNY Mk III 1.4 i	10/90	05/95			845.360D
PRIMERA 2.0 TD	09/96	12/01	T720	874.680D		SUNNY Mk III 1.4 i 16V	10/90	06/95			845.360D
PRIMERA 2.2 dCi	04/03		T720	874.680D		SUNNY Mk III 1.6 i	10/90	05/95			845.360D
PRIMERA 2.2 Di	03/02		T720	874.680D		SUNNY Mk III 1.6 i 16V	10/92	05/95			845.360D

MARCHIO E MODELLO	DA	A	Sigla identificativa			MARCHIO E MODELLO	DA	A	Sigla identificativa		
			Riferimento IRIDIUM TOP	Riferimento IRIDIUM	Senza Manutenzione				Riferimento IRIDIUM TOP	Riferimento IRIDIUM	Senza Manutenzione
NISSAN <small>cont.</small>						NISSAN <small>cont.</small>					
SUNNY Mk III 1.6 i 16V 4WD	10/90	05/95			860.540D	VANETTE CARGO Box 2.3 D	01/95				875.D26S
SUNNY Mk III 2.0 D	10/90	05/95			875.D26D	VANETTE CARGO Bus 1.6	09/94	05/01			875.D26S
SUNNY Mk III Estate 1.6 16V 4x4	11/90	05/95			860.540D	VANETTE CARGO Bus 1.6 i	01/96				875.D26S
SUNNY Mk III Estate 1.6 i	06/91	03/00			845.360D	VANETTE CARGO Bus 2.0 D	01/96				875.D26S
SUNNY Mk III Estate 1.6 i 16V 4x4	10/92	03/00			860.540D	VANETTE CARGO Bus 2.3 D	01/96				875.D26S
SUNNY Mk III Estate 2.0 D	06/91	03/00			875.D26D	X-TRAIL 2.0	07/01				860.540D
SUNNY Mk III Hatchback 1.4 i	10/90	05/95			845.360D	X-TRAIL 2.0 4x4	06/01				875.D26D
SUNNY Mk III Hatchback 1.4 i 16V		06/95			845.360D	X-TRAIL 2.0 dCi	06/07				875.D26D
SUNNY Mk III Hatchback 1.5	10/90	05/95			845.360D	X-TRAIL 2.0 FWD	03/07				860.540D
SUNNY Mk III Hatchback 1.6 i	10/90	05/95			845.360D	X-TRAIL 2.2 dCi	12/03				875.D26D
SUNNY Mk III Hatchback 1.6 i 16V	10/92	05/95			845.360D	X-TRAIL 2.2 dCi 4x4	12/03				875.D26D
SUNNY Mk III Hatchback 1.6 i 16V 4x4	10/92	05/95			860.540D	X-TRAIL 2.2 DCi FWD	06/01	09/03			875.D26D
SUNNY Mk III Hatchback 2.0 D	10/90	05/95			875.D26D	X-TRAIL 2.2 Di 4x4	07/01				875.D26D
SUNNY Mk III Hatchback 2.0 GTI 16V	10/90	05/95			860.540D	X-TRAIL 2.5	06/07				860.540D
SUNNY Mk III Hatchback 2.0 GTI-R 4x4	10/90	05/95			860.540D	X-TRAIL 2.5 4x4	11/02				875.D26D
SUNNY Mk III Hatchback 2.0 i 16V	10/90	05/95			860.540D						
TERRANO 3.0 i 4WD	01/90	12/95			875.D26S	OPEL					
TERRANO Mk II 2.4 4WD			T600	860.530D							
TERRANO Mk II 2.4 i 12V 4WD	02/93	06/96			860.540S						
TERRANO Mk II 2.7 TD 4WD	02/93	01/02			895.760S						
TERRANO Mk II 2.7 TDi 4WD	05/96				895.760S	AGILA 1.0	08/03				844.420D
TERRANO Mk II 3.0 Di 4WD	05/02				895.760S	AGILA 1.0 12V	09/00				844.420D
TERRANO Mk II 3.0 DiTD 4WD	10/97	06/03			895.760S	AGILA 1.2	09/07				844.420D
TERRANO Mk II 3.2 TDi 4WD	10/92	10/97			895.760S	AGILA 1.2 16V	09/00				844.420D
TIIDA Hatchback 1.6	09/07				845.360D	AGILA 1.2 16V Twinport	07/04				844.420D
TIIDA Saloon 1.6	09/07				845.360D	AGILA 1.3 CDTI	08/03				871.680
TIIDA Saloon 1.8	09/07				845.360D	ANTARA 2.0 CDTI	05/06				882.LB4D
TITAN 5.6 Flex-Fuel 4WD	01/04	12/07	T720	874.680D		ANTARA 2.0 CDTI FWD	09/08				882.LB4D
TRADE Box 2.0 D	04/93	10/98			895.760S	ANTARA 2.4	05/06				875.D26S
TRADE Box 3.0 D	04/93	10/98			895.760S	ANTARA 2.4 FWD	09/08				875.D26S
TRADE Box 3.0 TDiC	06/96	10/01			895.760S	ANTARA 3.2 V6	05/06				875.D26S
TRADE Bus 2.3 D	06/96	10/01			895.760S	ARENA Box 1.9 D	03/98	08/01	T720	874.680D	
TRADE Bus 3.0 TDiC	06/96	10/01			895.760S	ARENA Box 2.5 D	03/98	08/01	T720	874.680D	
TRADE Flatbed / Chassis 2.0 D	04/93	10/98			895.760S	ARENA Combi 1.9 D	03/98	08/01	T720	874.680D	
TRADE Flatbed / Chassis 2.3 D	06/96	10/01			895.760S	ARENA Combi 2.5 D	03/98	08/01	T720	874.680D	
TRADE Flatbed / Chassis 2.7 TD	11/98	09/04			895.760S	ASTRA F 1.4	09/91	09/98			844.420D
TRADE Flatbed / Chassis 3.0 D	04/93	10/98			895.760S	ASTRA F 1.4 i	09/91	09/98			844.420D
TRADE Flatbed / Chassis 3.0 TD	11/98	09/04			895.760S	ASTRA F 1.4 i 16V	02/96	09/98			844.420D
TRADE Flatbed / Chassis 3.0 TDiC	06/96	10/01			895.760S	ASTRA F 1.4 Si	03/92	09/98			844.420D
URVAN Bus 2.0	01/92	09/93			860.540S	ASTRA F 1.6	09/95	09/98			844.420D
URVAN Bus 2.4	10/93	05/97			860.540S	ASTRA F 1.6 i	03/92	09/98			844.420D
VANETTE Box 2.0 D	07/91	01/95			875.D26S	ASTRA F 1.6 i 16V	08/94	09/98			844.420D
VANETTE CARGO Box 1.6	09/94	05/01			875.D26S	ASTRA F 1.6 Si	05/92	12/94			844.420D
VANETTE CARGO Box 1.6 i	01/95				875.D26S	ASTRA F 1.7 D	03/92	09/98			871.680
VANETTE CARGO Box 2.0 D	01/95				875.D26S	ASTRA F 1.7 TD	11/94	09/98			871.680

MARCHIO E MODELLO	DA	A	Sigla identificativa			MARCHIO E MODELLO	DA	A	Sigla identificativa		
			Riferimento IRIDIUM TOP	Riferimento IRIDIUM	Senza Manutenzione				Riferimento IRIDIUM TOP	Riferimento IRIDIUM	Senza Manutenzione
OPEL						OPEL					
ASTRA F 1.7 TDS	03/92	09/98			871.680	ASTRA F Hatchback 1.4 i 16V	01/96	01/98			844.420D
ASTRA F 1.8 i	03/92	09/98			844.420D	ASTRA F Hatchback 1.4 Si	03/92	01/98			844.420D
ASTRA F 1.8 i 16V	06/93	09/98			844.420D	ASTRA F Hatchback 1.6	09/95	01/98			844.420D
ASTRA F 2.0 i	03/92	09/98			860.600D	ASTRA F Hatchback 1.6 i	09/91	01/98			844.420D
ASTRA F 2.0 i 16V	02/95	09/98			860.600D	ASTRA F Hatchback 1.6 i 16V	08/94	01/98			844.420D
ASTRA F CLASSIC Estate 1.4 Comfort	09/03	01/05			860.600D	ASTRA F Hatchback 1.6 Si	03/92	12/94			844.420D
ASTRA F CLASSIC Estate 1.4 i	01/98	01/05			844.420D	ASTRA F Hatchback 1.7 D	12/91	01/98			871.680
ASTRA F CLASSIC Estate 1.6 i	01/98	01/05			844.420D	ASTRA F Hatchback 1.7 TD	11/94	01/98			871.680
ASTRA F CLASSIC Estate 1.6 i 16V	01/98	01/05			844.420D	ASTRA F Hatchback 1.7 TDS	12/91	01/98			871.680
ASTRA F CLASSIC Estate 1.8	02/03	07/04			860.600D	ASTRA F Hatchback 1.8	11/91	07/93			844.420D
ASTRA F CLASSIC Hatchback 1.2 i	03/98	08/00			844.420D	ASTRA F Hatchback 1.8 i	09/91	01/98			844.420D
ASTRA F CLASSIC Hatchback 1.4 i	01/98	08/02			844.420D	ASTRA F Hatchback 1.8 i 16V	06/93	01/98			844.420D
ASTRA F CLASSIC Hatchback 1.6 i	01/98	08/02			844.420D	ASTRA F Hatchback 2.0 GSi 16V	09/91	01/98			860.600D
ASTRA F CLASSIC Hatchback 1.6 i 16V	01/98	08/02			844.420D	ASTRA F Hatchback 2.0 i	09/91	01/98			860.600D
ASTRA F CLASSIC Hatchback 1.7 TD	03/98	08/00			871.680	ASTRA F Hatchback 2.0 i 16V	02/95	01/98			860.600D
ASTRA F CLASSIC Hatchback 1.8 i	03/98	08/00			860.600D	ASTRA F Van 1.4 i	10/91	01/99			844.420D
ASTRA F CLASSIC Hatchback 2.0 Di	03/98	08/00			871.680	ASTRA F Van 1.6 i	10/91	07/96			844.420D
ASTRA F CLASSIC Hatchback 2.0 DTi	08/99	08/00			871.680	ASTRA F Van 1.7 D	12/91	01/99			871.680
ASTRA F CLASSIC Hatchback 2.0 i	03/98	08/00			860.600D	ASTRA F Van 1.7 TD	08/94	01/99			871.680
ASTRA F CLASSIC Saloon 1.4 i	01/98	08/02			844.420D	ASTRA G Box 1.6	01/99	04/05			860.600D
ASTRA F CLASSIC Saloon 1.6 i	01/98	08/02			844.420D	ASTRA G Box 1.7 TD	01/99	04/05			871.680
ASTRA F CLASSIC Saloon 1.6 i 16V	01/98	08/02			844.420D	ASTRA G Box 2.0 DI	01/99	04/05			871.680
ASTRA F Convertible 1.4 i 16V	01/96	03/01			844.420D	ASTRA G Convertible 1.6	01/03	10/05			860.600D
ASTRA F Convertible 1.4 Si	05/93	03/01			844.420D	ASTRA G Convertible 1.6 16V	03/01	10/05			860.600D
ASTRA F Convertible 1.6 i	03/93	03/01			844.420D	ASTRA G Convertible 1.8 16V	03/01	10/05			860.600D
ASTRA F Convertible 1.8 i 16V	11/94	03/01			844.420D	ASTRA G Convertible 2.0 16V Turbo	11/02	10/05			871.680
ASTRA F Convertible 2.0 i	03/93	10/94			860.600D	ASTRA G Convertible 2.0 OPC	03/02	10/05			871.680
ASTRA F Estate 1.4	09/91	01/98			844.420D	ASTRA G Convertible 2.2 16V	03/01	10/05			871.680
ASTRA F Estate 1.4 i	09/91	01/98			844.420D	ASTRA G Convertible 2.2 DTI	09/02	10/05			871.680
ASTRA F Estate 1.4 i 16V	02/96	01/98			844.420D	ASTRA G Coupe 1.6 16V	03/00	05/05			860.600D
ASTRA F Estate 1.4 Si	03/92	01/98			844.420D	ASTRA G Coupe 1.8 16V	03/00	05/05			860.600D
ASTRA F Estate 1.6	09/95	01/98			844.420D	ASTRA G Coupe 2.0 16V Turbo	09/00	05/05			871.680
ASTRA F Estate 1.6 i	09/91	01/98			844.420D	ASTRA G Coupe 2.2 16V	09/00	05/05			860.600D
ASTRA F Estate 1.6 i 16V	08/94	01/98			844.420D	ASTRA G Coupe 2.2 DTI	09/02	05/05			871.680
ASTRA F Estate 1.6 Si	03/92	12/94			844.420D	ASTRA G Estate 1.2 16V	02/98	07/04			860.600D
ASTRA F Estate 1.7 D	12/91	01/98			871.680	ASTRA G Estate 1.4	09/03	07/04			844.420D
ASTRA F Estate 1.7 TD	11/94	01/98			871.680	ASTRA G Estate 1.4 16V	06/98	07/04			860.600D
ASTRA F Estate 1.7 TDS	12/91	01/98			871.680	ASTRA G Estate 1.6	02/98	07/04			860.600D
ASTRA F Estate 1.8	11/91	07/93			860.600D	ASTRA G Estate 1.6 16V	02/98	07/04			860.600D
ASTRA F Estate 1.8 i	09/91	01/98			844.420D	ASTRA G Estate 1.6 CNG	03/03	07/04			860.600D
ASTRA F Estate 1.8 i 16V	06/93	01/98			844.420D	ASTRA G Estate 1.7 CDTI	04/03	07/04			871.680
ASTRA F Estate 2.0 i	09/91	07/94			844.420D	ASTRA G Estate 1.7 DTI 16V	02/00	07/04			860.600D
ASTRA F Estate 2.0 i 16V	03/93	01/98			844.420D	ASTRA G Estate 1.7 TD	02/98	08/00			871.680
ASTRA F Hatchback 1.4	09/91	01/98			844.420D	ASTRA G Estate 1.8	02/03	07/04			860.600D
ASTRA F Hatchback 1.4 i	03/92	01/98			844.420D	ASTRA G Estate 1.8 16V	02/98	07/04			860.600D

MARCHIO E MODELLO	DA	A	Sigla identificativa			MARCHIO E MODELLO	DA	A	Sigla identificativa		
			Riferimento IRIDIUM TOP	Riferimento IRIDIUM	Senza Manutenzione				Riferimento IRIDIUM TOP	Riferimento IRIDIUM	Senza Manutenzione
OPEL <small>cont.</small>						OPEL <small>cont.</small>					
ASTRA G Estate 2.0 16V	02/98	07/04			860.600D	ASTRA H 1.6 Turbo	02/07				860.600D
ASTRA G Estate 2.0 DI	02/98	07/04			871.680	ASTRA H 1.7 CDTI	03/04				860.600D
ASTRA G Estate 2.0 DTI 16V	08/99	07/04			871.680	ASTRA H 1.8	03/04				860.600D
ASTRA G Estate 2.0 OPC	09/02	07/04			860.600D	ASTRA H 1.9 CDTI	06/04				871.680
ASTRA G Estate 2.2 16V	03/01	07/04			860.600D	ASTRA H 1.9 CDTI 16V	04/04				871.680
ASTRA G Estate 2.2 DTI	09/02	07/04			871.680	ASTRA H 2.0 Turbo	03/04				860.600D
ASTRA G Hatchback 1.0	08/03	05/04			860.600D	ASTRA H Estate 1.3 CDTI	08/05				871.680
ASTRA G Hatchback 1.2 16V	02/98	01/05			844.420D	ASTRA H Estate 1.4	08/04				844.420D
ASTRA G Hatchback 1.4	09/03	01/05			844.420D	ASTRA H Estate 1.6	08/04				860.600D
ASTRA G Hatchback 1.4 16V	02/98	01/05			844.420D	ASTRA H Estate 1.6 CNG	11/05				860.600D
ASTRA G Hatchback 1.6	02/98	01/05			860.600D	ASTRA H Estate 1.6 Turbo	02/07				860.600D
ASTRA G Hatchback 1.6 16V	02/98	01/05			860.600D	ASTRA H Estate 1.7 CDTI	08/04				860.600D
ASTRA G Hatchback 1.7 CDTI	04/03	01/05			871.680	ASTRA H Estate 1.8	08/04				860.600D
ASTRA G Hatchback 1.7 DTI 16V	02/00	01/05			860.600D	ASTRA H Estate 1.9 CDTI	09/04				871.680
ASTRA G Hatchback 1.7 TD	02/98	08/00			871.680	ASTRA H Estate 1.9 CDTI 16V	08/04				871.680
ASTRA G Hatchback 1.8	02/03	01/04			860.600D	ASTRA H Estate 2.0 Turbo	08/04				860.600D
ASTRA G Hatchback 1.8 16V	02/98	01/05			860.600D	ASTRA H Saloon 1.3 CDTI	02/07				860.600D
ASTRA G Hatchback 2.0 16V	02/98	01/05			860.600D	ASTRA H Saloon 1.6	02/07				860.600D
ASTRA G Hatchback 2.0 16V OPC	11/99	09/02			871.680	ASTRA H Saloon 1.7 CDTI	02/07				860.600D
ASTRA G Hatchback 2.0 DI	02/98	01/05			871.680	ASTRA H Saloon 1.8	02/07				860.600D
ASTRA G Hatchback 2.0 DTI 16V	08/99	01/05			871.680	ASTRA H Sport Hatch 1.2	08/05				844.420D
ASTRA G Hatchback 2.0 OPC	09/02	01/05			860.600D	ASTRA H Sport Hatch 1.3 CDTI	04/05				871.680
ASTRA G Hatchback 2.2	09/00	03/04			860.600D	ASTRA H Sport Hatch 1.4	03/05				844.420D
ASTRA G Hatchback 2.2 16V	03/01	01/05			871.680	ASTRA H Sport Hatch 1.6	03/05				860.600D
ASTRA G Hatchback 2.2 DTI	09/02	01/05			871.680	ASTRA H Sport Hatch 1.6 CNG	11/05				860.600D
ASTRA G Saloon 1.2 16V	09/98	01/05			860.600D	ASTRA H Sport Hatch 1.6 Turbo	02/07				860.600D
ASTRA G Saloon 1.4	09/03	01/05			844.420D	ASTRA H Sport Hatch 1.7 CDTI	03/05				871.680
ASTRA G Saloon 1.4 16V	09/98	01/05			844.420D	ASTRA H Sport Hatch 1.8	03/05				860.600D
ASTRA G Saloon 1.6	09/98	01/05			860.600D	ASTRA H Sport Hatch 1.9 CDTI	03/05				871.680
ASTRA G Saloon 1.6 16V	09/98	01/05			860.600D	ASTRA H Sport Hatch 1.9 CDTI 16V	03/05				871.680
ASTRA G Saloon 1.7 CDTI	04/03	01/05			871.680	ASTRA H Sport Hatch 2.0 Turbo	03/05				860.600D
ASTRA G Saloon 1.7 DTI 16V	02/00	01/05			871.680	ASTRA H TwinTop 1.6	09/05				860.600D
ASTRA G Saloon 1.7 TD	09/98	08/00			871.680	ASTRA H TwinTop 1.6 Turbo	02/07				860.600D
ASTRA G Saloon 1.8	02/03	01/05			860.600D	ASTRA H TwinTop 1.8	09/05				860.600D
ASTRA G Saloon 1.8 16V	09/98	01/05			860.600D	ASTRA H TwinTop 1.9 CDTI	09/05				871.680
ASTRA G Saloon 2.0 16V	09/98	01/05			860.600D	ASTRA H TwinTop 2.0 Turbo	09/05				860.600D
ASTRA G Saloon 2.0 DI	09/98	01/05			871.680	ASTRA J 1.4 ecoFLEX	12/09				860.600D
ASTRA G Saloon 2.0 DTI 16V	08/99	01/05			871.680	ASTRA J 1.4 Turbo	12/09				860.600D
ASTRA G Saloon 2.2 16V	03/01	01/05			860.600D	ASTRA J 1.6	12/09				860.600D
ASTRA G Saloon 2.2 DTI	09/02	01/05			871.680	ASTRA J 1.6 Turbo	12/09				860.600D
ASTRA H 1.2	08/05				844.420D	CALIBRA A 2.0 i	06/90	07/97	T600	860.530D	
ASTRA H 1.3 CDTI	08/05				871.680	CALIBRA A 2.0 i 16V	06/90	07/97	T600	860.530D	
ASTRA H 1.4	03/04				844.420D	CALIBRA A 2.0 i 16V 4x4	06/90	07/97	T600	860.530D	
ASTRA H 1.6	03/04				860.600D	CALIBRA A 2.0 i 4x4	06/90	07/97	T600	860.530D	
ASTRA H 1.6 CNG	11/05				860.600D	CALIBRA A 2.0 i Turbo 4x4	03/92	07/97	T600	860.530D	

MARCHIO E MODELLO	DA	A	Sigla identificativa			MARCHIO E MODELLO	DA	A	Sigla identificativa		
			Riferimento IRIDIUM TOP	Riferimento IRIDIUM	Senza Manutenzione				Riferimento IRIDIUM TOP	Riferimento IRIDIUM	Senza Manutenzione
OPEL						OPEL					
CALIBRA A 2.5 i V6	04/93	07/97	T600	860.530D		CORSA B Box 1.6	08/05				844.420D
CAMPO 2.2 D	09/90	09/96			871.680	CORSA B Box 1.7 D	08/99	09/00			860.600D
CAMPO 2.2 D 4x4	09/90	09/96			871.680	CORSA B Box 1.7 DTi	08/01				871.680
CAMPO 2.5 DTi	12/01				871.680	CORSA B Estate 1.4 i 16V	01/99				860.600D
CAMPO 2.5 DTi 4x4	12/01				871.680	CORSA B Estate 1.7 D	01/99				871.680
COMBO 1.2	07/94	10/01			844.420D	CORSA C 1.0	09/00				844.420D
COMBO 1.4	07/94	10/01			844.420D	CORSA C 1.2	09/00				844.420D
COMBO 1.4 16V	08/99	10/01			844.420D	CORSA C 1.2 Twinport	07/04				844.420D
COMBO 1.7 D	07/94	10/01	T720	874.680D		CORSA C 1.3 CDTi	06/03				871.680
COMBO Box Body / Estate 1.3 CDTi 16V	08/05				860.600D	CORSA C 1.4	09/00				844.420D
COMBO Box Body / Estate 1.4 16V	08/05				844.420D	CORSA C 1.4 Twinport	06/03				844.420D
COMBO Box Body / Estate 1.6	10/01				844.420D	CORSA C 1.6	08/05	07/06			860.600D
COMBO Box Body / Estate 1.6 CNG	04/05				844.420D	CORSA C 1.7 CDTi	06/03				871.680
COMBO Box Body / Estate 1.7 CDTi 16V	12/04				860.600D	CORSA C 1.7 DI	09/00				871.680
COMBO Box Body / Estate 1.7 DI 16V	10/01				871.680	CORSA C 1.7 DTi	09/00				860.600D
COMBO Box Body / Estate 1.7 DTi 16V	10/01				871.680	CORSA C 1.8	09/00				860.600D
COMBO Tour 1.3 CDTi 16V	10/04				860.600D	CORSA C Box 1.2	07/05				844.420D
COMBO Tour 1.4	10/04				844.420D	CORSA C Box 1.2 16V	09/00				844.420D
COMBO Tour 1.6	08/01				844.420D	CORSA C Box 1.3 CDTi 16V	08/05				860.600D
COMBO Tour 1.6 16V	06/06				844.420D	CORSA C Box 1.4	08/03				844.420D
COMBO Tour 1.6 CNG	04/05				844.420D	CORSA C Box 1.6	08/05				860.600D
COMBO Tour 1.7 CDTi 16V	12/04				860.600D	CORSA C Box 1.7 CDTi	08/03				860.600D
COMBO Tour 1.7 DI 16V	10/01				871.680	CORSA C Box 1.7 DI 16V	09/00				871.680
COMBO Tour 1.7 DTi 16V	10/01				871.680	CORSA C Box 1.7 DTi 16V	09/00				871.680
CORSA A Hatchback 1.2 N	01/90	03/93			860.600D	CORSA CLASSIC Saloon 1.4	08/94	07/02			844.420D
CORSA A Hatchback 1.4 i	01/90	03/93			844.420D	CORSA D 1.0	07/06		T510	850.450D	
CORSA A Hatchback 1.4 S	01/90	03/93			844.420D	CORSA D 1.2	07/06				844.420D
CORSA A Hatchback 1.4 Si	09/91	03/93			844.420D	CORSA D 1.2 ecoFLEX	09/09				860.600D
CORSA A Hatchback 1.6 GSI CAT	02/92	03/93			844.420D	CORSA D 1.3 CDTi	07/06				871.680
CORSA B 1.0 i 12V	11/96	09/00			844.420D	CORSA D 1.4	07/06		T510	850.450D	
CORSA B 1.2 i	03/93	09/00			844.420D	CORSA D 1.4 ecoFLEX	09/09				860.600D
CORSA B 1.2 i 16V	03/98	09/00			844.420D	CORSA D 1.6 Turbo	02/07				860.600D
CORSA B 1.4	04/93	08/94			844.420D	CORSA D 1.7 CDTi	07/06				871.680
CORSA B 1.4 i	03/93	09/00			844.420D	FRONTERA A 2.5 TDS	09/96	10/98	T720	874.680D	
CORSA B 1.4 i 16V	09/94	09/00			844.420D	FRONTERA A Sport 2.5 TDS	09/96	10/98	T720	874.680D	
CORSA B 1.4 Si	03/93	09/00			844.420D	FRONTERA B 2.2 DTi	10/98		T720	874.680D	
CORSA B 1.5 D	03/93	09/00			871.680	GT Convertible 2.0	06/07				860.600D
CORSA B 1.5 TD	03/93	09/00			871.680	INSIGNIA 1.6	07/08				860.600D
CORSA B 1.6 GSI 16V	03/93	09/00			844.420D	INSIGNIA 1.6 Turbo	07/08				860.600D
CORSA B 1.6 i 16V	09/94	09/00			844.420D	INSIGNIA 1.8	07/08				860.600D
CORSA B 1.7 D	02/96	09/00			860.600D	INSIGNIA 2.0 Biturbo CDTi	07/08				882.LB4D
CORSA B Box 1.4 i	08/99	09/00			844.420D	INSIGNIA 2.0 Biturbo CDTi 4x4	05/09				882.LB4D
						INSIGNIA 2.0 CDTi	07/08				882.LB4D
						INSIGNIA Saloon 1.6	07/08				860.600D
						INSIGNIA Saloon 1.6 Turbo	01/09				860.600D

MARCHIO E MODELLO	DA	A	Sigla identificativa			MARCHIO E MODELLO	DA	A	Sigla identificativa		
			Riferimento IRIIDIUM TOP	Riferimento IRIIDIUM	Senza Manutenzione				Riferimento IRIIDIUM TOP	Riferimento IRIIDIUM	Senza Manutenzione
OPEL <small>cont.</small>						OPEL <small>cont.</small>					
INSIGNIA Saloon 1.8	07/08				860.600D	MOVANO Combi 1.9 DTI	09/00		T850	892.760	
INSIGNIA Saloon 2.0 Biturbo CDTI	07/08				882.LB4D	MOVANO Combi 2.2 DTI	09/00		T850	892.760	
INSIGNIA Saloon 2.0 Biturbo CDTI 4x4	07/08				882.LB4D	MOVANO Combi 2.5 CDTI	08/06		T850	892.760	
INSIGNIA Saloon 2.0 CDTI	07/08				882.LB4D	MOVANO Combi 2.5 D	07/98	09/00	T850	892.760	
INSIGNIA Sports Tourer 1.6	07/08				860.600D	MOVANO Combi 2.5 DTI	10/01		T850	892.760	
INSIGNIA Sports Tourer 1.6 Turbo	01/09				860.600D	MOVANO Combi 2.8 DTI	07/98	10/01	T850	892.760	
INSIGNIA Sports Tourer 1.8	07/08				860.600D	MOVANO Combi 3.0 DTi	10/03				871.680
INSIGNIA Sports Tourer 2.0 Biturbo CDTI	07/08				882.LB4D	MOVANO Dumptruck 2.2 DTI	09/00		T850	892.760	
						MOVANO Dumptruck 2.5 CDTI	08/06		T850	892.760	
INSIGNIA Sports Tourer 2.0 Biturbo CDTI 4x4	07/08				882.LB4D	MOVANO Dumptruck 2.5 D	01/99	09/00	T850	892.760	
						MOVANO Dumptruck 2.5 DTi	10/03		T850	892.760	
INSIGNIA Sports Tourer 2.0 CDTI	07/08				882.LB4D	MOVANO Dumptruck 2.8 DTI	01/99	10/01	T850	892.760	
KADETT E 1.4 i	01/90	08/91			844.420D	MOVANO Flatbed / Chassis 2.2 DTI	09/00		T850	892.760	
KADETT E 1.4 S	01/90	08/91			844.420D	MOVANO Flatbed / Chassis 2.5 CDTI	08/06		T850	892.760	
KADETT E 1.8 i	09/90	08/91			860.600D	MOVANO Flatbed / Chassis 2.5 D	07/98	09/00	T850	892.760	
KADETT E Box 1.4 i	01/90	08/91			844.420D	MOVANO Flatbed / Chassis 2.5 DTi	10/01		T850	892.760	
KADETT E Combo 1.4 i	08/91	07/94			844.420D	MOVANO Flatbed / Chassis 2.8 DTI	07/98	10/01	T850	892.760	
KADETT E Combo 1.6 i	08/91	07/94			844.420D	MOVANO Flatbed / Chassis 3.0 DTI	10/03		T850	892.760	
KADETT E Combo 1.7 D	07/92	07/94			871.680	OMEGA A 2.0	09/90	03/94			860.600D
KADETT E Convertible 1.4 i	01/90	08/91			844.420D	OMEGA A 2.6 i	09/90	03/94	T600	860.530D	
KADETT E Convertible 1.4 S	08/90	02/93			844.420D	OMEGA A 3.0 24V Evolution500	03/91	07/92			885.760
KADETT E Convertible 2.0	09/90	05/92			860.600D	OMEGA A 3.6 24V Lotus	08/90	09/92			871.680
KADETT E Convertible 2.0 GSi	09/90	05/92			844.420D	OMEGA A Estate 2.0	09/90	03/94			860.600D
KADETT E Estate 1.4 i	01/90	08/91			844.420D	OMEGA A Estate 2.0 i	09/90	03/94			860.600D
KADETT E Estate 1.4 S	01/90	08/91			844.420D	OMEGA A Estate 2.6 i	09/90	03/94			885.760
KADETT E Hatchback 1.4 i	01/90	08/91			844.420D	OMEGA B 2.0		12/00			871.680
KADETT E Hatchback 1.4 S	01/90	08/91			844.420D	OMEGA B 2.0 16V	03/94	09/99			871.680
MERIVA 1.3 CDTI	09/03				871.680	OMEGA B 2.0 DTI 16V	09/97	09/00			871.680
MERIVA 1.4	06/10				860.600D	OMEGA B 2.2 16V	09/99	07/03	T600	860.530D	
MERIVA 1.4 16V Twinport	07/04				860.600D	OMEGA B 2.2 DTI 16V	09/00	07/03			871.680
MERIVA 1.6	05/03				860.600D	OMEGA B 2.5 D	05/94	05/99			882.LB4D
MERIVA 1.6 16V	05/03				860.600D	OMEGA B 2.5 DTI	09/01	07/03			885.760
MERIVA 1.6 Turbo	09/05				860.600D	OMEGA B 2.5 TD	04/94	07/03			885.760
MERIVA 1.7 CDTI	09/03				871.680	OMEGA B 2.5 V6	03/94	09/00			871.680
MERIVA 1.7 DTI	09/03				871.680	OMEGA B 2.6 V6	09/00	07/03			885.760
MERIVA 1.8	05/03				860.600D	OMEGA B 3.0 V6	04/94	02/01			885.760
MONTEREY B 3.0 DTI	07/98	08/99			875.D26D	OMEGA B 3.2 V6	02/01	07/03			871.680
MONTEREY B 3.5 V6 24V	07/98	08/99			860.540D	OMEGA B Estate 2.0	03/94	09/99			871.680
MOVANO Box 1.9 DTI	09/00		T850	892.760		OMEGA B Estate 2.0 16V	03/94	09/99	T600	860.530D	
MOVANO Box 2.2 DTI	09/00		T850	892.760		OMEGA B Estate 2.0 DTI 16V	09/97	09/00			871.680
MOVANO Box 2.5 CDTI	08/06		T850	892.760		OMEGA B Estate 2.2 16V	09/99	07/03			860.600D
MOVANO Box 2.5 D	01/99	09/00	T850	892.760		OMEGA B Estate 2.2 DTI 16V	09/00	07/03			871.680
MOVANO Box 2.5 DTi	10/01				871.680	OMEGA B Estate 2.5 DTI	09/01	07/03			885.760
MOVANO Box 2.8 DTI	01/99	10/01	T850	892.760		OMEGA B Estate 2.5 TD	04/94	02/01			885.760
MOVANO Box 3.0 DTI	10/03		T850	892.760		OMEGA B Estate 2.5 V6	03/94	09/00			885.760

MARCHIO E MODELLO	DA	A	Sigla identificativa			MARCHIO E MODELLO	DA	A	Sigla identificativa		
			Riferimento IRIDIUM TOP	Riferimento IRIDIUM	Senza Manutenzione				Riferimento IRIDIUM TOP	Riferimento IRIDIUM	Senza Manutenzione
OPEL <small>cont.</small>						OPEL <small>cont.</small>					
OMEGA B Estate 2.6	05/94	05/99				VECTRA A Hatchback 1.6	08/92	07/93	T510	850.450D / 844.360D	
OMEGA B Estate 2.6 V6	09/00	07/03				VECTRA A Hatchback 1.6 i	09/93	11/95	T510	850.450D / 844.360D	
OMEGA B Estate 3.0 V6	04/94	02/01				VECTRA A Hatchback 1.7 D	07/92	11/95			871.680
OMEGA B Estate 3.2 V6	02/01	07/03				VECTRA A Hatchback 1.7 TD	03/90	11/95			871.680
SENATOR B 2.5 i	09/90	09/93				VECTRA A Hatchback 1.8 i CAT	03/90	11/95	T510	850.450D / 844.360D	
SENATOR B 2.6 i	09/90	09/93				VECTRA A Hatchback 2.0 i 16V	06/94	11/95	T510	850.450D / 844.360D	
SENATOR B 3.6	09/91	08/93				VECTRA A Hatchback 2.0 i 16V CAT	02/90	11/95	T510	850.450D / 844.360D	
SIGNUM 1.8	05/03					VECTRA A Hatchback 2.5 V6	02/93	11/95			860.600D
SIGNUM 1.9 CDTI	04/04					VECTRA B 1.6 GL	09/95	08/96	T510	850.450D / 844.360D	
SIGNUM 2.0 DTI	05/03					VECTRA B 1.6 i	10/95	04/02	T510	850.450D	
SIGNUM 2.0 Turbo	05/03					VECTRA B 1.6 i 16V	10/95	04/02	T510	850.450D	
SIGNUM 2.2 direct	05/03					VECTRA B 1.7 TD	10/95	12/98			871.680
SIGNUM 2.2 DTI	05/03					VECTRA B 1.8 i 16V	10/95	04/02			860.600D
SIGNUM 2.8	10/06		T720	874.680D		VECTRA B 2.0 DI 16V	11/96	04/02			871.680
SIGNUM 2.8 V6 Turbo	09/05					VECTRA B 2.0 DTI 16V	06/97	04/02			871.680
SIGNUM 3.0 V6 CDTI	05/03					VECTRA B 2.0 i	10/95	04/02			860.600D
SIGNUM 3.2 V6	05/03					VECTRA B 2.0 i 16V	10/95	09/00			860.600D
SINTRA 2.2 DTI	07/97	04/99	T720	874.680D		VECTRA B 2.2 DTI 16V	09/00	04/02			882.LB4D
SINTRA 2.2 i 16V	11/96	04/99				VECTRA B 2.2 i 16V	09/00	04/02	T600		
SINTRA 3.0 i 24V	11/96	04/99				VECTRA B 2.5 i V6	10/95	09/00	T600	860.530D	
SPEEDSTER 2.0	10/03	08/06				VECTRA B 2.6 i V6	09/00	04/02	T600		
SPEEDSTER 2.2	09/00					VECTRA B Estate 1.6 i	11/96	06/00	T510	850.450D	
TIGRA 1.4 16V	07/94	12/00	T510	850.450D		VECTRA B Estate 1.6 i 16V	11/96	07/02	T510	850.450D	
TIGRA 1.6 16V	07/94	08/98				VECTRA B Estate 1.7 TD	11/96	12/97			871.680
TIGRA TwinTop 1.3 CDTI	06/04					VECTRA B Estate 1.8 i 16V	11/96	07/03			860.600D
TIGRA TwinTop 1.4	06/04		T510	850.450D		VECTRA B Estate 2.0 DI 16V	11/96	06/00			871.680
TIGRA TwinTop 1.8	06/04					VECTRA B Estate 2.0 DTI 16V	06/97	07/03			871.680
VECTRA A 1.6		06/94	T510	850.450D / 844.360D		VECTRA B Estate 2.0 i	11/96	02/02			860.600D
VECTRA A 1.6 i	09/93	11/95	T510	850.450D / 844.360D		VECTRA B Estate 2.0 i 16V	11/96	09/00			860.600D
VECTRA A 1.7 D	07/92	11/95				VECTRA B Estate 2.2 DTI 16V	09/00	07/03			871.680
VECTRA A 1.7 TD	03/90	11/95				VECTRA B Estate 2.2 i 16V	09/00	07/03			860.600D
VECTRA A 1.8 i CAT	03/90	11/95	T510	850.450D / 844.360D		VECTRA B Estate 2.5 i V6	11/96	09/00			860.600D
VECTRA A 2.0 i 16V	06/94	11/95	T510	850.450D / 844.360D		VECTRA B Estate 2.6 i V6	09/00	07/03			860.600D
VECTRA A 2.0 i 16V 4x4	06/94	11/95	T510	850.450D / 844.360D		VECTRA B Estate i 500 2.5	05/98	09/00			860.600D
VECTRA A 2.0 i Turbo 4x4	06/94	11/95	T510	850.450D / 844.360D		VECTRA B Hatchback 1.6 i	10/95	07/03	T510	850.450D	
VECTRA A 2.5 CD 4x4	08/92	08/95				VECTRA B Hatchback 1.6 i 16V	10/95	07/02	T510	850.450D	
VECTRA A 2.5 V6	02/93	11/95				VECTRA B Hatchback 1.7 TD	10/95	12/98			871.680
VECTRA A 2000/GT 16V 4x4 CAT	02/90	11/95				VECTRA B Hatchback 1.8 i 16V	10/95	07/03			860.600D
VECTRA A 2000/GT 16V CAT	02/90	11/95				VECTRA B Hatchback 2.0 DI 16V	11/96	06/00			871.680

MARCHIO E MODELLO	DA	A	Sigla identificativa			MARCHIO E MODELLO	DA	A	Sigla identificativa		
			Riferimento IRIDIUM TOP	Riferimento IRIDIUM	Senza Manutenzione				Riferimento IRIDIUM TOP	Riferimento IRIDIUM	Senza Manutenzione
OPEL <small>cont.</small>						OPEL <small>cont.</small>					
VECTRA B Hatchback 2.0 DTI 16V	06/97	07/03			871.680	VIVARO Box 1.9 DI	08/01		T720	874.680D	
VECTRA B Hatchback 2.0 i	10/95	02/02			860.600D	VIVARO Box 1.9 DTI	08/01		T720	874.680D	
VECTRA B Hatchback 2.0 i 16V	10/95	09/00			860.600D	VIVARO Box 2.0 16V	08/01		T720	874.680D	
VECTRA B Hatchback 2.2 DTI 16V	09/00	07/03			871.680	VIVARO Box 2.0 CDTI	08/06		T720	874.680D	
VECTRA B Hatchback 2.2 i 16V	09/00	07/03			860.600D	VIVARO Box 2.0 ECOTEC	08/06		T720	874.680D	
VECTRA B Hatchback 2.5	10/99	06/00			860.600D	VIVARO Box 2.5 CDTI	08/06		T720	874.680D	
VECTRA B Hatchback 2.5 i V6	10/95	09/00			860.600D	VIVARO Box 2.5 DTi	05/03		T720	874.680D	
VECTRA B Hatchback 2.6 i V6	09/00	07/03			860.600D	VIVARO Combi 1.9 DI	08/01		T720	874.680D	
VECTRA B i 500 2.5	05/98	09/00	T600	860.530D		VIVARO Combi 1.9 DTI	08/01		T720	874.680D	
VECTRA C 1.6	01/06				860.600D	VIVARO Combi 2.0 16V	08/01		T720	874.680D	
VECTRA C 1.6 16V	06/04				860.600D	VIVARO Combi 2.0 CDTI	08/06		T720	874.680D	
VECTRA C 1.8	04/02				860.600D	VIVARO Combi 2.0 ECOTEC	08/06		T720	874.680D	
VECTRA C 1.8 16V	04/02				860.600D	VIVARO Combi 2.5 CDTI	08/06		T720	874.680D	
VECTRA C 1.9 CDTI	04/04				871.680	VIVARO Combi 2.5 DTI	05/03		T720	874.680D	
VECTRA C 2.0 16V Turbo	03/03				871.680	VIVARO Flatbed / Chassis 1.9 DTI	08/06		T720	874.680D	
VECTRA C 2.0 DTI 16V	04/02				871.680	VIVARO Flatbed / Chassis 2.0 16V	08/06		T720	874.680D	
VECTRA C 2.2 16V	04/02				871.680	VIVARO Flatbed / Chassis 2.0 CDTI	01/06		T850	892.760	
VECTRA C 2.2 direct	10/03				871.680	VIVARO Flatbed / Chassis 2.0 ECOTEC	08/06		T720	874.680D	
VECTRA C 2.2 DTI 16V	04/02				871.680	VIVARO Flatbed / Chassis 2.5 CDTI	08/06		T850	892.760	
VECTRA C 2.8 V6 Turbo	08/05				871.680	ZAFIRA 1.6	09/02				860.600D
VECTRA C 3.0 CDTI	06/03				871.680	ZAFIRA 1.6 16V	04/99	06/05			860.600D
VECTRA C 3.2 V6	08/02				871.680	ZAFIRA 1.6 CNG	09/01	06/05			860.600D
VECTRA C Estate 1.6	01/06				860.600D	ZAFIRA 1.6 CNG Turbo	02/09				860.600D
VECTRA C Estate 1.6 16V	06/04				860.600D	ZAFIRA 1.8	02/03				860.600D
VECTRA C Estate 1.8	10/03				860.600D	ZAFIRA 1.8 16V	04/99	06/05			860.600D
VECTRA C Estate 1.9 CDTI	04/04				871.680	ZAFIRA 1.9 CDTI	07/05				860.600D
VECTRA C Estate 2.0 DTI	10/03				871.680	ZAFIRA 2.0	07/05				860.600D
VECTRA C Estate 2.0 Turbo	10/03				871.680	ZAFIRA 2.0 DI 16V	10/99	06/05			871.680
VECTRA C Estate 2.2 direct	10/03				871.680	ZAFIRA 2.0 DTI 16V	09/00	06/05			871.680
VECTRA C Estate 2.2 DTI	10/03				871.680	ZAFIRA 2.0 OPC	09/01	06/05			860.600D
VECTRA C Estate 2.8 V6 Turbo	08/05				871.680	ZAFIRA 2.2	07/05				860.600D
VECTRA C Estate 3.0 V6 CDTI	10/03				871.680	ZAFIRA 2.2 16V	09/00	06/05			860.600D
VECTRA C Estate 3.2 V6	10/03				871.680	ZAFIRA 2.2 DTI 16V	01/02	06/05			871.680
VECTRA C GTS 1.6	08/05				860.600D	CAMPO 2.3	08/91	09/96			871.680
VECTRA C GTS 1.8	01/06				860.600D	CAMPO 2.3 4x4	08/91	09/96			871.680
VECTRA C GTS 1.8 16V	08/02				860.600D	CAMPO 2.5 D	08/91	06/94			871.680
VECTRA C GTS 1.9 CDTI	04/04				871.680	CAMPO 2.5 D 4x4	08/91	06/94			871.680
VECTRA C GTS 2.0 16V Turbo	03/03				871.680	CAMPO 2.5 TD	07/94				871.680
VECTRA C GTS 2.0 DTI 16V	08/02				871.680	CAMPO 2.5 TD 4x4	07/94				871.680
VECTRA C GTS 2.2 16V	08/02				871.680	CAMPO 3.1 TD	12/92				871.680
VECTRA C GTS 2.2 direct	10/03				871.680	CAMPO 3.1 TD 4x4	12/92				871.680
VECTRA C GTS 2.2 DTI 16V	08/02				871.680	FRONTERA A 2.2 i	03/95	10/98	T720	874.680D	
VECTRA C GTS 2.8 V6 Turbo	08/05				871.680	FRONTERA A 2.3 TD	03/92	10/98	T720	874.680D	
VECTRA C GTS 3.0 CDTI	06/03				871.680	FRONTERA A 2.4 i	03/92	10/98	T720	874.680D	
VECTRA C GTS 3.2 V6	08/02				871.680	FRONTERA A 2.8 TD	03/95	10/98	T720	874.680D	

MARCHIO E MODELLO	DA	A	Sigla identificativa			MARCHIO E MODELLO	DA	A	Sigla identificativa		
			Riferimento IRIDIUM TOP	Riferimento IRIDIUM	Senza Manutenzione				Riferimento IRIDIUM TOP	Riferimento IRIDIUM	Senza Manutenzione
OPEL						PEUGEOT					
cont.						cont.					
FRONTERA A Sport 2.0 i	03/92	10/98	T720	874.680D		206 CC 2.0 S16	09/00		T600		
FRONTERA A Sport 2.8 TD	03/95	08/96	T720	874.680D		206 Hatchback 1.0	09/02	02/07	T510	850.450D	
FRONTERA B 2.2 i	10/98				871.680	206 Hatchback 1.1	08/98	07/00	T510	850.450D	
FRONTERA B 3.2 i	10/98				871.680	206 Hatchback 1.1 i	09/98		T510	850.450D	
MONTEREY A 3.1 TD	09/91	07/98	T720	874.680D		206 Hatchback 1.4 16V	10/03		T510	850.450D	
MONTEREY A 3.2	06/92	07/98			875.D26S	206 Hatchback 1.4 HDi	09/02	02/07	T600		
						206 Hatchback 1.4 HDi eco 70	09/01		T600		
PEUGEOT						206 Hatchback 1.4 i	09/98		T510	850.450D	
						206 Hatchback 1.6 16V	12/00		T510	850.450D	
						206 Hatchback 1.6 HDi 110	05/04		T600		
						206 Hatchback 1.6 i	09/98	12/00	T510	850.450D	
1007 1.4	04/05		T510	850.450D		206 Hatchback 1.9 D	09/98	11/01	T600	860.530D	
1007 1.4 16V	10/05		T510	850.450D		206 Hatchback 2.0 HDi 90	12/99		T600	860.530D	
1007 1.4 HDi	04/05		T600			206 Hatchback 2.0 RC	07/03		T600		
1007 1.6 16V	04/05		T510	850.450D		206 Hatchback 2.0 S16	04/99		T600		
106 1.0	09/91	04/96	T510	850.450D		206 Saloon 1.4	03/07		T510	850.450D	
106 1.1	09/91	04/96	T510	850.450D		206 Saloon 1.6 16V	03/07		T510	850.450D	
106 1.3	10/93	04/96	T510	850.450D		206 SW 1.1	07/02		T510	850.450D	
106 1.4	08/91	04/96	T510	850.450D		206 SW 1.4	07/02		T510	850.450D	
106 1.4 D	09/92	04/96	T600	860.530D		206 SW 1.4 16V	10/03		T510	850.450D	
106 1.5 D	06/94	04/96	T600	860.530D		206 SW 1.4 HDi	07/02		T600		
106 1.6	06/93	04/96	T510	850.450D		206 SW 1.6 16V	07/02		T510	850.450D	
106 Mk II 1.0 i	05/96		T510	850.450D		206 SW 1.6 HDi 110	05/04		T600		
106 Mk II 1.1	09/00	10/02	T510	850.450D		206 SW 2.0 16V	07/02		T600		
106 Mk II 1.1 i	05/96		T510	850.450D		206 SW 2.0 HDi	07/02		T600		
106 Mk II 1.4 i	05/96		T510	850.450D		207 1.4	02/06		T510		
106 Mk II 1.5 D	05/96		T600	860.530D		207 1.4 16V	02/06		T510		
106 Mk II 1.6 i	05/96		T510	850.450D		207 1.4 HDi	02/06		T600		
106 Mk II 1.6 S16	05/96		T510	850.450D		207 1.6 16V	02/06		T510		
107 1.0	06/05		T390			207 1.6 16V RC	02/07		T510		
107 1.4 HDi	06/05		T600			207 1.6 16V Turbo	02/06		T600		
205 Convertible 1.4 CJ	05/91	12/94	T510	850.450D		207 1.6 16V VTi	02/07		T510		
205 Convertible 1.6 CJ	08/92	12/94	T510	850.450D		207 1.6 HDi	02/06		T600		
205 Convertible 1.9 CTi	08/90	07/92	T600	860.530D		207 CC 1.6 16V	02/07		T510		
205 Mk II 1.0	08/92	05/97	T510	850.450D		207 SW 1.4	06/07		T510		
205 Mk II 1.3	08/90	07/92	T510	850.450D		207 SW 1.4 16V	06/07		T510		
205 Mk II 1.4		07/98	T510	850.450D		207 SW 1.6 16V	06/07		T510		
205 Mk II 1.6	08/90	07/92	T510	850.450D		207 SW 1.6 16V RC	02/07		T510		
205 Mk II 1.6 Aut.	05/90	09/98	T510	850.450D		3008 2.0 HDi	06/09		T720		
205 Mk II 1.7 TD	01/90	09/98	T600	860.530D		306 1.1	06/94	05/01	T510	850.450D	
205 Mk II 1.8 XDT	08/90	05/97	T600	860.530D		306 1.4	04/93	10/94	T510	850.450D	
205 Mk II 1.9		05/97	T600	860.530D		306 1.4 SL	06/94	05/01	T510	850.450D	
205 Van 1.7 Diesel	03/94		T600	860.530D		306 1.6	07/00	05/01	T510	850.450D	
206 CC 1.6 16V	09/00		T510	850.450D		306 1.6 SR	06/94	10/00	T510	850.450D	
206 CC 1.6 HDi 110	04/05		T600			306 1.8	10/95	04/97	T510	850.450D	

MARCHIO E MODELLO	DA	A	Sigla identificativa			MARCHIO E MODELLO	DA	A	Sigla identificativa		
			Riferimento IRIDIUM TOP	Riferimento IRIDIUM	Senza Manutenzione				Riferimento IRIDIUM TOP	Riferimento IRIDIUM	Senza Manutenzione
PEUGEOT <small>cont.</small>						PEUGEOT <small>cont.</small>					
306 1.8 16V	03/97	05/01	T510	850.450D		307 2.0 HDi 110	08/00		T720	874.680D	
306 1.8 D	05/97	06/00	T600	860.530D		307 2.0 HDi 135	10/03		T720	874.680D	
306 1.8 ST	06/94	05/01	T510	850.450D		307 2.0 HDi 90	08/00		T600		
306 1.9 D	02/94	05/01	T600	860.530D		307 CC 1.6 16V	03/05		T510	850.450D	
306 1.9 SLD	06/94	05/01	T600	860.530D		307 CC 2.0 16V	10/03		T600		
306 1.9 SRDT	06/94	05/01	T600	860.530D		307 CC 2.0 HDi 135	06/05		T720	874.680D	
306 1.9 STD	02/94	10/95	T600	860.530D		307 Estate 1.4	04/02	09/03	T510	850.450D	
306 2.0	03/97	05/01	T600	860.530D		307 Estate 1.4 16V	11/03		T510	850.450D	
306 2.0 HDi 90	06/99	05/01	T720	874.680D		307 Estate 1.4 HDi	03/02		T600		
306 2.0 S16	06/94	05/01	T600	860.530D		307 Estate 1.6 16V	03/02		T510	850.450D	
306 2.0 ST	07/94	05/01	T600	860.530D		307 Estate 1.6 BioFlex	09/07		T510		
306 Break 1.4	03/97	04/02	T510	850.450D		307 Estate 1.6 HDi	04/05		T600		
306 Break 1.6	03/97	04/02	T510	850.450D		307 Estate 1.6 HDi 110	02/04		T600		
306 Break 1.8	03/97	04/02	T510	850.450D		307 Estate 2.0	03/02		T600		
306 Break 1.8 16V	03/97	04/02	T510	850.450D		307 Estate 2.0 16V	03/05		T600		
306 Break 1.8 D	05/97	06/00	T600	860.530D		307 Estate 2.0 HDi 110	03/02		T720	874.680D	
306 Break 1.9 D	03/97	04/02	T600	860.530D		307 Estate 2.0 HDi 135	02/04		T720	874.680D	
306 Break 1.9 TD	02/97	04/02	T600	860.530D		307 Estate 2.0 HDi 90	03/02		T600		
306 Break 2.0	03/97	04/02	T600	860.530D		307 SW 1.4	04/02	09/03	T510	850.450D	
306 Break 2.0 HDi 90	06/99	04/02	T720	874.680D		307 SW 1.4 16V	11/03		T510	850.450D	
306 Convertible 1.6	04/96	04/02	T510	850.450D		307 SW 1.6 16V	03/02		T510	850.450D	
306 Convertible 1.8	03/94	04/02	T600	860.530D		307 SW 1.6 BioFlex	09/07		T510		
306 Convertible 1.8 16V	07/00	04/02	T510	850.450D		307 SW 1.6 D	12/06		T600		
306 Convertible 2.0	03/94	04/02	T600	860.530D		307 SW 1.6 HDi 110	02/04		T600		
306 Convertible 2.0 16V	03/97	04/02	T600	860.530D		307 SW 2.0 16V	03/02		T600		
306 Hatchback 1.1	05/93	05/01	T510	850.450D		307 SW 2.0 HDi 110	03/02		T720	874.680D	
306 Hatchback 1.4	05/93	05/01	T510	850.450D		307 SW 2.0 HDi 135	02/04		T720	874.680D	
306 Hatchback 1.6	05/93	05/01	T510	850.450D		307 SW 2.0 HDi 90	03/02		T600		
306 Hatchback 1.8	05/93	05/01	T600	860.530D		308 1.4 16V	09/07		T510		
306 Hatchback 1.8 16V	03/97	05/01	T510	850.450D		308 1.6 16V	09/07		T510		
306 Hatchback 1.8 D	04/93	05/01	T600	860.530D		308 2.0 HDi	09/07		T720	874.680D	
306 Hatchback 1.9 D		05/01	T600	860.530D		308 CC 1.6 16V	06/09		T510		
306 Hatchback 1.9 DT	05/93	05/01	T600	860.530D		308 SW 1.4 16V	09/07		T510		
306 Hatchback 2.0 16V	03/97	05/01	T600	860.530D		308 SW 1.6 16V	09/07		T510		
306 Hatchback 2.0 HDi 90	06/99	05/01	T720	874.680D		309 Mk II 1.1	08/90	12/93	T510	850.450D	
306 Hatchback 2.0 S16	05/93	05/01	T600	860.530D		309 Mk II 1.4	07/90	12/93	T510	850.450D	
306 Hatchback 2.0 XSi	05/93	05/01	T600	860.530D		309 Mk II 1.9	10/90	12/93	T600	860.530D	
307 1.4	08/00		T510	850.450D		309 Mk II 1.9 GTI 16V	10/90	12/93	T510	850.450D	
307 1.4 16V	11/03		T510	850.450D		4007 2.2 HDi	02/07				895.760D
307 1.4 HDi	10/01		T600			4007 2.4 16V	01/08		T720		
307 1.6 16V	08/00		T510	850.450D		405 1.9 4x4	07/90	07/92	T600	860.530D	
307 1.6 BioFlex	09/07		T510			405 Estate 1.8 DT 4x4	05/90	07/92	T510	850.450D	
307 1.6 HDi	04/05		T600			405 Estate 1.8 GLD	04/90	07/92	T510	850.450D	
307 1.6 HDi 110	02/04		T600			405 Estate 1.9 4x4	07/90	07/92	T600	860.530D	
307 2.0 16V	08/00		T600			405 Mk II 1.4	08/92	10/95	T510	850.450D	

MARCHIO E MODELLO	DA	A	Sigla identificativa			MARCHIO E MODELLO	DA	A	Sigla identificativa		
			Riferimento IRIDIUM TOP	Riferimento IRIDIUM	Senza Manutenzione				Riferimento IRIDIUM TOP	Riferimento IRIDIUM	Senza Manutenzione
PEUGEOT cont.						PEUGEOT cont.					
405 Mk II 1.6	08/92	10/95	T510	850.450D		406 Estate 2.0 16V HPI	05/01	10/04	T600		
405 Mk II 1.8	08/92	10/95	T510	850.450D		406 Estate 2.0 HDI 110	02/99	10/04	T600		
405 Mk II 1.9 D	08/92	10/95	T600	860.530D		406 Estate 2.0 HDI 90	02/99	10/04	T600	860.530D	
405 Mk II 1.9 TD	08/92	10/95	T600	860.530D		406 Estate 2.0 Turbo	10/96	10/04	T600	860.530D	
405 Mk II 2.0	08/92	10/95	T600	860.530D		406 Estate 2.1 TD 12V	10/96	10/04	T720	874.680D	
405 Mk II 2.0 16V	06/94	10/95	T600	860.530D		406 Estate 2.2	07/00	10/04	T600		
405 Mk II 2.0 MI-16	08/92	10/95	T600	860.530D		406 Estate 2.2 HDI	03/00	10/04	T600		
405 Mk II 2.0 T 16 X4	08/92	10/95	T600	860.530D		406 Estate 3.0 24V	10/96	10/04	T720	874.680D	
405 Mk II 2.0 X4	08/92	10/95	T600	860.530D		406 Estate 3.0 V6	03/00	10/04	T600		
405 Mk II Estate 1.4	08/92	10/96	T510	850.450D		407 1.6 HDI 110	05/04		T600		
405 Mk II Estate 1.6	08/92	10/96	T510	850.450D		407 1.8	05/04		T600		
405 Mk II Estate 1.8	08/92	10/96	T510	850.450D		407 1.8 16V	09/05		T600		
405 Mk II Estate 1.9 D	08/92	10/96	T600	860.530D		407 2.0	05/04		T600		
405 Mk II Estate 1.9 TD	08/92	10/96	T600	860.530D		407 2.0 16V	09/05		T600		
405 Mk II Estate 2.0	08/92	10/96	T600	860.530D		407 2.0 HDi	08/08		T720		
405 Mk II Estate 2.0 4x4		10/96	T600	860.530D		407 2.0 HDi 135	05/04		T720	874.680D	
406 1.6	11/95	05/04	T510	850.450D		407 2.2	05/04		T600		
406 1.8	10/96	05/04	T600	860.530D		407 2.2 16V	09/05		T600		
406 1.8 16V	11/95	05/04	T600			407 2.2 HDi	06/08		T720		
406 1.9 D	10/96	05/04	T600	860.530D		407 2.2 HDi 170	05/06		T720	874.680D	
406 1.9 SL	09/97	03/99	T600	860.530D		407 2.7 HDi	10/05		T720	874.680D	
406 1.9 TD	01/96	05/04	T720	874.680D		407 3.0	05/04		T720	874.680D	
406 2.0	11/96	03/99	T600	860.530D		407 Coupe 2.0 HDi	10/05		T600		
406 2.0 16V	11/95	05/04	T600	860.530D		407 Coupe 2.2 16V	10/05		T600		
406 2.0 16V HPI	05/01	05/04	T600			407 Coupe 2.7 HDi	10/05		T720	874.680D	
406 2.0 HDi 110	06/98	05/04	T600			407 Coupe 3.0 HDi	06/09		T720		
406 2.0 HDI 90	02/99	05/04	T600	860.530D		407 Coupe 3.0 V6	10/05		T720	874.680D	
406 2.0 Turbo	04/96	05/04	T600	860.530D		407 SW 1.6 HDi 110	05/04		T600		
406 2.1 TD 12V	01/96	05/04	T720	874.680D		407 SW 1.8	05/04		T600		
406 2.2	07/00	05/04	T600			407 SW 1.8 16V	09/05		T600		
406 2.2 HDi	03/00	05/04	T600			407 SW 2.0	05/04		T600		
406 3.0 24V	10/96	05/04	T720	874.680D		407 SW 2.0 16V	09/05		T720	874.680D	
406 3.0 V6	03/00	05/04	T720	874.680D		407 SW 2.0 HDi	05/04	07/08	T600		
406 Coupe 1.8	10/97	03/99	T600	860.530D		407 SW 2.0 HDi 135	05/04		T720	874.680D	
406 Coupe 2.0 16V	03/97	12/04	T600	860.530D		407 SW 2.2	05/04		T600		
406 Coupe 2.2	03/02	12/04	T600			407 SW 2.2 16V	09/05		T600		
406 Coupe 2.2 HDI	03/00	12/04	T600			407 SW 2.2 HDi	06/08		T720		
406 Coupe 3.0 V6	03/00	12/04	T720	874.680D		407 SW 2.2 HDi 170	05/06		T720	874.680D	
406 Coupe 3.0 V6 24V	03/97	12/04	T720	874.680D		407 SW 2.7 HDi	10/05		T720	874.680D	
406 Estate 1.8	10/96	10/04	T600	860.530D		407 SW 3.0	05/04		T720	874.680D	
406 Estate 1.8 16V	10/96	10/04	T600			605 2.0	02/90	09/99	T600	860.530D	
406 Estate 1.9 D	10/96	10/04	T600	860.530D		605 2.0 16V	07/94	09/99	T600	860.530D	
406 Estate 1.9 TD	10/96	10/04	T720	874.680D		605 2.0 Turbo	07/91	09/99	T600	860.530D	
406 Estate 2.0	11/96	03/99	T600	860.530D		605 2.1 TD 12V	08/94	09/99	T720	874.680D	
406 Estate 2.0 16V	10/96	10/04	T600	860.530D		605 2.5 Turbo Diesel	07/94	09/99	T720	874.680D	

MARCHIO E MODELLO	DA	A	Sigla identificativa			MARCHIO E MODELLO	DA	A	Sigla identificativa		
			Riferimento IRIDIUM TOP	Riferimento IRIDIUM	Senza Manutenzione				Riferimento IRIDIUM TOP	Riferimento IRIDIUM	Senza Manutenzione
PEUGEOT <small>cont.</small>						PEUGEOT <small>cont.</small>					
605 3.0 V6	04/97	09/99	T720	874.680D		BOXER Box 3.0 HDi 160	04/06				910.950D
607 2.0	02/00		T600			BOXER Bus 1.9 D	03/94	04/02	T720	874.680D	
607 2.0 HDi	05/00		T600			BOXER Bus 1.9 TD	03/94	04/02	T720	874.680D	
607 2.2 16V	02/00		T600			BOXER Bus 1.9 TD 4x4	07/96	04/02	T720	874.680D	
607 2.2 HDi	02/00		T720	874.680D		BOXER Bus 2.0	04/02		T600		
607 2.7 HDi 24V	12/04		T720	874.680D		BOXER Bus 2.0 HDi	04/02		T850	892.760	
607 3.0 V6 24V	02/00		T720	874.680D		BOXER Bus 2.0 i	03/94	04/02	T720	874.680D	
806 1.8	07/95	08/02	T600	860.530D		BOXER Bus 2.0 i 4x4	08/96	04/02	T720	874.680D	
806 1.9 TD	07/95	08/02	T720	874.680D		BOXER Bus 2.2 HDi	04/02		T850	892.760	
806 2.0	06/94	08/02	T600	860.530D		BOXER Bus 2.2 HDi 100	04/06		T850	892.760	
806 2.0 16V	05/98	08/02	T600			BOXER Bus 2.2 HDi 120	04/06		T850	892.760	
806 2.0 HDi	08/99	08/02	T600	860.530D		BOXER Bus 2.5 D	08/94	04/02	T850	892.760	
806 2.0 HDi 16V	08/99	08/02	T600	860.530D		BOXER Bus 2.5 D 4x4	07/96	04/02	T850	892.760	
806 2.0 Turbo	06/94	08/02	T600	860.530D		BOXER Bus 2.5 DT	10/97	11/01	T850	892.760	
806 2.1 TD 12V	06/96	08/99	T720	874.680D		BOXER Bus 2.5 TD	07/94	04/02	T850	892.760	
807 2.0	06/02		T600			BOXER Bus 2.5 TD 4x4	07/96	04/02	T850	892.760	
807 2.0 16V	09/05		T600			BOXER Bus 2.5 TDi	01/97	04/02	T850	892.760	
807 2.0 HDi	06/02		T600			BOXER Bus 2.5 TDi 4x4	01/97	04/02	T850	892.760	
807 2.2	06/02		T600			BOXER Bus 2.8 DTiC	10/97	09/00	T850	892.760	
807 2.2 HDi	06/02		T720	874.680D		BOXER Bus 2.8 HDi	10/00			910.950D	
807 3.0 V6	06/02		T720	874.680D		BOXER Bus 2.8 HDi 4x4	10/00		T850	892.760	
BIPPER 1.4	02/08		T510	850.450D		BOXER Bus 2.8 HDi All-wheel Drive	10/00	11/01	T850	892.760	
BIPPER Tepee 1.4	04/08		T510	850.450D		BOXER Bus 3.0 HDi	04/10			910.950D	
BIPPER Tepee 1.4 HDi	04/08		T510	850.450D		BOXER Bus 3.0 HDi 160	04/06			910.950D	
BOXER Box 1.9 D	03/94	04/02	T720	874.680D		BOXER Flatbed / Chassis 1.9 TD	07/96	04/02	T720	874.680D	
BOXER Box 1.9 DT 4x4	03/96	09/98	T720	874.680D		BOXER Flatbed / Chassis 2.0	12/01		T720	874.680D	
BOXER Box 1.9 TD	03/94	04/02	T720	874.680D		BOXER Flatbed / Chassis 2.0 HDi	04/02		T720	874.680D	
BOXER Box 2.0	04/02		T600			BOXER Flatbed / Chassis 2.0 i	06/94	04/02	T600	860.530D	
BOXER Box 2.0 4x4	03/96	09/98	T720	874.680D		BOXER Flatbed / Chassis 2.2 HDi	04/02		T720	874.680D	
BOXER Box 2.0 HDi	08/01		T850	892.760		BOXER Flatbed / Chassis 2.2 HDi 100	04/06			910.950D	
BOXER Box 2.0 i	06/94	04/02	T600	860.530D		BOXER Flatbed / Chassis 2.2 HDi 120	04/06			910.950D	
BOXER Box 2.2 HDi	04/02		T720	874.680D		BOXER Flatbed / Chassis 2.5 D	03/94	04/02	T850	892.760	
BOXER Box 2.2 HDi 100	04/06			910.950D		BOXER Flatbed / Chassis 2.5 D 4X4	07/99	04/02	T850	892.760	
BOXER Box 2.2 HDi 120	04/06			910.950D		BOXER Flatbed / Chassis 2.5 TD	03/94	04/02	T850	892.760	
BOXER Box 2.5 D	03/94	04/02	T850	892.760		BOXER Flatbed / Chassis 2.5 TDi	01/97	04/02	T850	892.760	
BOXER Box 2.5 D 4x4	07/99	04/02	T850	892.760		BOXER Flatbed / Chassis 2.5 TDi 4X4	07/99	04/02	T850	892.760	
BOXER Box 2.5 DT	10/97	11/01	T850	892.760		BOXER Flatbed / Chassis 2.8 HDi	10/00		T850	892.760	
BOXER Box 2.5 TD	03/94	04/02	T850	892.760		BOXER Flatbed / Chassis 2.8 HDi 4x4	04/02		T850	892.760	
BOXER Box 2.5 TDi	01/97	04/02	T850	892.760		BOXER Flatbed / Chassis 2.8 HDi All-wheel Drive	10/00	11/01	T850	892.760	
BOXER Box 2.5 TDi 4x4	07/99	04/02	T850	892.760		BOXER Flatbed / Chassis 2.8 TD	12/01	03/05	T720	874.680D	
BOXER Box 2.8 DTiC	10/97	09/00	T850	892.760		BOXER Flatbed / Chassis 3.0 D	02/07		T720	874.680D	
BOXER Box 2.8 HDi	10/00		T850	892.760		BOXER Flatbed / Chassis 3.0 HDi	04/10		T720		
BOXER Box 2.8 HDi 4x4			T850	892.760		BOXER Flatbed / Chassis 3.0 H Di 160	04/06			910.950D	
BOXER Box 3.0 D	07/06			910.950D							
BOXER Box 3.0 HDi	04/10			910.950D							

MARCHIO E MODELLO	DA	A	Sigla identificativa			MARCHIO E MODELLO	DA	A	Sigla identificativa		
			Riferimento IRIDIUM TOP	Riferimento IRIDIUM	Senza Manutenzione				Riferimento IRIDIUM TOP	Riferimento IRIDIUM	Senza Manutenzione
PEUGEOT <small>cont.</small>						PEUGEOT <small>cont.</small>					
EXPERT 1.6	02/96		T600	860.530D		PARTNER Combispace 1.1	06/96		T600	860.530D	
EXPERT 1.8	10/96	09/00	T600	860.530D		PARTNER Combispace 1.4	06/96		T600	860.530D	
EXPERT 1.9 D	10/95		T720	874.680D		PARTNER Combispace 1.6 16V	07/01		T600		
EXPERT 1.9 TD	02/96		T720	874.680D		PARTNER Combispace 1.6 HDi 75	02/06		T600		
EXPERT 2.0	07/00		T600			PARTNER Combispace 1.6 HDi 90	02/06		T600		
EXPERT 2.0 HDi	07/00		T720	874.680D		PARTNER Combispace 1.8	05/97		T600	860.530D	
EXPERT Box 2.0 HDi 120	01/07		T720	874.680D		PARTNER Combispace 1.9 D	05/96		T600	860.530D	
EXPERT Box 2.0 HDi 140	01/07		T720	874.680D		PARTNER Combispace 1.9 D 4x4	04/04	08/05	T600		
EXPERT Flatbed / Chassis 1.6	02/96		T600	860.530D		PARTNER Combispace 2.0 HDi	02/00		T720	874.680D	
EXPERT Flatbed / Chassis 1.9 D	02/96		T720	874.680D		PARTNER Combispace 2.0 HDi 4x4	04/04	08/05	T720	874.680D	
EXPERT Flatbed / Chassis 1.9 TD	02/96		T720	874.680D		PARTNER Van 1.1	06/96		T600	860.530D	
EXPERT Flatbed / Chassis 2.0 HDi		10/06	T720	874.680D		PARTNER Van 1.4	06/96		T600	860.530D	
EXPERT Flatbed / Chassis 2.0 HDi 120	01/07		T720	874.680D		PARTNER Van 1.4 BiFuel	04/03		T600		
EXPERT Flatbed / Chassis 2.0 HDi 140	01/07		T720	874.680D		PARTNER Van 1.6	09/00	10/02	T600		
EXPERT Tepee 2.0 HDi 120	01/07		T720	874.680D		PARTNER Van 1.6 HDi 75	02/06		T600		
EXPERT Tepee 2.0 HDi 140	01/07		T720	874.680D		PARTNER Van 1.6 HDi 90	02/06		T600		
EXPERT Van 1.6	02/96		T600	860.530D		PARTNER Van 1.8	03/97	08/00	T600	860.530D	
EXPERT Van 1.8	10/96	09/00	T600	860.530D		PARTNER Van 1.8 D	06/96		T600	860.530D	
EXPERT Van 1.9 D	02/96		T720	874.680D		PARTNER Van 1.9 D	05/96		T600	860.530D	
EXPERT Van 1.9 D 70	12/98		T720	874.680D		PARTNER Van 1.9 D 4x4	04/04		T600		
EXPERT Van 1.9 TD	02/96		T720	874.680D		PARTNER Van 2.0 HDi	04/00		T600		
EXPERT Van 2.0	09/02		T600			PARTNER Van 2.0 HDi 4x4	04/04		T720	874.680D	
EXPERT Van 2.0 HDi	07/00		T720	874.680D							
J5 Box 1.8	09/90	01/94	T600	860.530D							
J5 Box 1.9 D	10/90		T720	874.680D							
J5 Box 2.0	09/90	01/94	T600	860.530D		911 3.3 Turbo	08/90	09/93	T720	874.680D	
J5 Box 2.5 D	09/90	01/94	T850	892.760		911 3.3 Turbo S	06/91	12/92	T720	874.680D	
J5 Box 2.5 D 4x4	10/90		T850	892.760		911 3.4 Carrera	09/97	08/05	T720	874.680D	
J5 Box 2.5 DT	09/90	01/94	T850	892.760		911 3.4 Carrera 4	09/97	08/05	T720	874.680D	
J5 Box 2.5 TD 4x4	10/90		T850	892.760		911 3.6 Carrera	10/93		T720	874.680D	
J5 Bus 1.9 D	10/90		T720	874.680D		911 3.6 Carrera 4	07/94		T720	874.680D	
J5 Bus 2.0	10/90		T720	874.680D		911 3.6 Carrera 4S	02/03	08/05	T720	874.680D	
J5 Bus 2.5 D	10/90		T850	892.760		911 3.6 Carrera RS	06/91	09/93	T720	874.680D	
J5 Bus 2.5 D 4x4	10/90		T850	892.760		911 3.6 Carrera S	02/03	08/05	T720	874.680D	
J5 Bus 2.5 TD	10/90		T850	892.760		911 3.6 GT 2	09/07		T720	874.680D	
J5 Bus 2.5 TD 4x4	10/90		T850	892.760		911 3.6 GT 3	03/06		T720	874.680D	
J5 Flatbed / Chassis 1.8	09/90	01/94	T720	874.680D		911 3.6 GT2	04/01	08/05	T720	874.680D	
J5 Flatbed / Chassis 1.9 D	10/90		T720	874.680D		911 3.6 GT3	03/99	08/05	T720	874.680D	
J5 Flatbed / Chassis 2.0	09/90		T720	874.680D		911 3.6 S			T720	874.680D	
J5 Flatbed / Chassis 2.5 D	10/90		T720	874.680D		911 3.6 Turbo	01/93		T720	874.680D	
J5 Flatbed / Chassis 2.5 D 4X4	10/90		T850	892.760		911 3.6 Turbo 4	03/95	08/05	T720	874.680D	
J5 Flatbed / Chassis 2.5 TD	10/90		T850	892.760		911 3.6 Turbo 4S	02/03	08/05	T720	874.680D	
J5 Flatbed / Chassis 2.5 TD 4x4	10/90		T850	892.760		911 3.6 Turbo GT2	03/95	09/97	T720	874.680D	

MARCHIO E MODELLO	DA	A	Sigla identificativa			MARCHIO E MODELLO	DA	A	Sigla identificativa		
			Riferimento IRIIDIUM TOP	Riferimento IRIIDIUM	Senza Manutenzione				Riferimento IRIIDIUM TOP	Riferimento IRIIDIUM	Senza Manutenzione
PORSCHE <small>cont.</small>						PORSCHE <small>cont.</small>					
911 3.6 Turbo GT2 4	08/95	09/97	T720	874.680D		CAYENNE Turbo S 4.5	01/04			910.950D	
911 3.8 Carrera	06/95	09/97	T720	874.680D		CAYENNE Turbo S 4.8	02/07			910.950D	
911 3.8 Carrera 4	06/95	09/97	T720	874.680D		CAYMAN 2.7	07/06				882.LB4D
911 3.8 Carrera 4S	07/04		T720	874.680D		CAYMAN 2.9	02/09				882.LB4D
911 3.8 Carrera RS	06/95	09/97	T720	874.680D		CAYMAN S 3,4 Sport	08/08				882.LB4D
911 3.8 Carrera RS 4	08/95	09/97	T720	874.680D		CAYMAN S 3.4	11/05				882.LB4D
911 3.8 Carrera S	07/04		T720	874.680D							
911 3.8 GT3	05/09		T720								
911 Convertible 3.4 Carrera	02/98	08/05	T720	874.680D		RENAULT					
911 Convertible 3.4 Carrera 4	02/98	08/05	T720	874.680D							
911 Convertible 3.6 Carrera	07/94		T720	874.680D							
911 Convertible 3.6 Carrera 4	07/94		T720	874.680D		19 1.4	09/90	04/92	T510	850.450D / 844.360D	
911 Convertible 3.6 Carrera 4S	06/02	08/05	T720	874.680D		19 1.9 DT	09/90	04/92	T720	874.680D	
911 Convertible 3.6 Carrera S	06/02	08/05	T720	874.680D		19 Convertible 1.7	07/91	04/92	T510	850.450D	
911 Convertible 3.6 S	08/04	08/05	T720	874.680D		19 Saloon 1.4	09/90	04/92	T510	850.450D	
911 Convertible 3.6 Turbo	09/07		T720	874.680D		19 Saloon 1.9 DT	09/90	04/92	T720	874.680D	
911 Convertible 3.6 Turbo 4	10/03	08/05	T720	874.680D		19 Mk II 1.2	04/92	12/95	T510	850.450D / 844.360D	
911 Convertible 3.6 Turbo 4S	10/03	08/05	T720	874.680D		19 Mk II 1.4	01/92	12/95	T510	850.450D / 844.360D	
911 Convertible 3.8 Carrera	06/95	09/97	T720	874.680D		19 Mk II 1.7	04/92	12/95	T510	850.450D	
911 Convertible 3.8 Carrera 4	06/95	09/97	T720	874.680D		19 Mk II Box 1.2	03/92	12/95	T510	850.450D	
911 Convertible 3.8 Carrera 4S	04/05		T720	874.680D		19 Mk II Box 1.4	03/92	12/95	T510	850.450D	
911 Convertible 3.8 Carrera RS	08/95	09/97	T720	874.680D		19 Mk II Box 1.9 D	03/92	12/95	T720	874.680D	
911 Convertible 3.8 Carrera RS 4	08/95	09/97	T720	874.680D		19 Mk II Box 1.9 dT	03/92	12/95	T720	874.680D	
911 Convertible 3.8 Carrera S	04/05		T720	874.680D		19 Mk II Saloon 1.2	05/92	09/94	T510	850.450D	
911 Targa 3.6	12/01	08/05	T720	874.680D		19 Mk II Saloon 1.4	04/92	12/95	T510	850.450D	
911 Targa 3.6 Carrera	08/95	09/97	T720	874.680D		19 Mk II Saloon 1.7	04/92	12/95	T510	850.450D	
911 Targa 3.6 Carrera 4	11/06		T720	874.680D		19 Mk II Saloon 1.8		12/95	T510	850.450D	
911 Targa 3.7 Carrera	05/96	09/97	T720	874.680D		19 Mk II Saloon 1.9 D	04/92	12/95	T720	874.680D	
911 Targa 3.8 Carrera 4S	11/06		T720	874.680D		21 2.0	02/90	05/93	T510	850.450D	
928 5.4 GTS	08/91	11/95	T720	874.680D		21 Saloon 2.0	02/90	06/94	T600	860.530D	
BOXSTER 2.5	09/96	08/99			882.LB4D	21 Savanna 2.0	06/90	02/94	T600	860.530D	
BOXSTER 2.7	08/99				882.LB4D	CLIO 1.1	01/91	09/98	T510	850.450D / 844.360D	
BOXSTER 2.9	06/09				882.LB4D	CLIO 1.4	01/91	09/98	T510	850.450D / 844.360D	
BOXSTER S	08/99				882.LB4D	CLIO 1.8	08/90	09/98	T510	850.450D	
BOXSTER S 3,2	07/02				882.LB4D	CLIO 1.9 D	01/91	09/98	T600	860.530D	
BOXSTER S 3.2	11/04				882.LB4D	CLIO Grandtour 1.2 16V	02/08				860.600D
BOXSTER S 3.4	08/08				882.LB4D	CLIO Grandtour 1.2 16V Hi-Flex	07/08				860.600D
CARRERA GT 5.7	07/03		T720	874.680D		CLIO Grandtour 1.6 16V	02/08				860.600D
CAYENNE 3.2	10/03			910.950D		CLIO I Box 1.1	01/91	09/98	T510	850.450D / 844.360D	
CAYENNE 3.2 4S	08/03			910.950D							
CAYENNE 3.6	02/07			910.950D							
CAYENNE GTS	10/07		T850								
CAYENNE S	09/02			910.950D							
CAYENNE Turbo	09/02			910.950D							
CAYENNE Turbo S	03/06			910.950D							

MARCHIO E MODELLO	DA	A	Sigla identificativa			MARCHIO E MODELLO	DA	A	Sigla identificativa		
			Riferimento IRIDIUM TOP	Riferimento IRIDIUM	Senza Manutenzione				Riferimento IRIDIUM TOP	Riferimento IRIDIUM	Senza Manutenzione
RENAULT cont.						RENAULT cont.					
CLIO I Box 1.2	01/91	09/98	T510	850.450D / 844.360D		GRAND SCÉNIC III 1.9 dCi	02/09		T720		
CLIO I Box 1.9 D	01/91	09/98	T600	860.530D		GRAND SCÉNIC III 2.0 dCi	02/09		T720		
CLIO I Box 1.9 RND	04/96	02/98	T600	860.530D		KANGOO 1.5 dCi	12/01		T600		
CLIO II Box 1.2	03/99	10/03	T600	860.530D		KANGOO 1.6	09/99		T510	850.450D	
CLIO II Box 1.5 dCi			T720	874.680D		KANGOO 1.6 16V	06/01		T510	850.450D	
CLIO II Box 1.6	11/03		T510	850.450D		KANGOO 1.6 16V bivalent	06/05		T600		
CLIO II Box 1.9 D	09/98		T600	860.530D		KANGOO 1.6 16V Hi-Flex	02/08		T510	850.450D	
CLIO II Box 1.9 DTi	02/00	05/01	T720	874.680D		KANGOO 1.9 dCi 4x4	10/01		T720	874.680D	
CLIO III 1.2	10/05		T510	850.450D		KANGOO 1.9 RXED	09/99	06/01	T600	860.530D	
CLIO III 1.2 16V	06/05		T510	850.450D		KANGOO BE BOP 1.6	02/09		T510	850.450D	
CLIO III 1.2 16V Hi-Flex	07/08		T510	850.450D		KANGOO Express 1.0	07/03		T510	850.450D	
CLIO III 1.4 16V	06/05		T510	850.450D		KANGOO Express 1.2	08/97		T510	850.450D	
CLIO III 1.5 dCi	05/05		T720	874.680D		KANGOO Express 1.5 dCi	12/01		T600		
CLIO III 1.6 16V	06/05		T510	850.450D		KANGOO Express 1.6	02/08		T510	850.450D	
CLIO III 1.6 16V GT	06/09		T510	850.450D		KANGOO Express 1.6 16V	10/01		T510	850.450D	
CLIO III 2.0 16V	09/06				860.600D	KANGOO Express 1.9 D	09/99	06/03	T720	874.680D	
CLIO III 2.0 16V Sport	02/06		T510	850.450D		KANGOO Express 1.9 dCi	07/03		T720	874.680D	
CLIO Mk II 1.0	02/00	05/01	T510	850.450D		KANGOO Express 1.9 dCi 4x4	10/01		T720	874.680D	
CLIO Mk II 1.2	09/98		T510	850.450D		KOLEOS 2.0 dCi	09/08				875.D26D
CLIO Mk II 1.5 D	08/04				860.600D	KOLEOS 2.0 dCi 4x4	09/08				875.D26D
CLIO Mk II 1.5 dCi	06/01				860.600D	KOLEOS 2.5	09/08				875.D26D
CLIO Mk II 1.9 D	09/98	05/05	T600	860.530D		KOLEOS 2.5 4x4	09/08				875.D26D
CLIO Mk II 2.0 16V Sport	02/00		T600			LAGUNA 1.8		03/01	T510		
ESPACE Mk II 2.1 RTDT Quadra	01/91	05/92	T600	860.530D		LAGUNA 1.8 i	07/95	04/98	T510		
ESPACE MK III 2.0	11/96	10/02	T600			LAGUNA 2.0	11/93	03/01	T600	860.530D	
ESPACE Mk III 2.2 D	11/97	01/00			871.680	LAGUNA Coupe 2.0 16V Turbo	09/08		T720		
ESPACE Mk IV 1.9 dCi	11/02				885.L4D	LAGUNA Coupe 2.0 dCi	10/07		T720	874.680D	
ESPACE Mk IV 2.0	11/02		T720	874.680D		LAGUNA Coupe 2.0 dCi GT	03/08		T720		
ESPACE Mk IV 2.0 dCi	01/06				885.L4D	LAGUNA Coupe 2.0 GT	03/08		T720		
ESPACE Mk IV 2.2 dCi	11/02				885.L4D	LAGUNA Coupe 3.5 V6	09/08		T720		
ESPACE Mk IV 3.0 dCi	11/02				885.L4D	LAGUNA Estate 2.0	09/95	03/01	T600	860.530D	
EXTRA Van 1.1	09/93	04/95	T510	850.450D		LAGUNA II 1.6 16V	03/01				860.600D
EXTRA Van 1.2	09/91	11/98	T600	860.530D		LAGUNA II 1.8 16V	03/01		T510		
EXTRA Van 1.4	09/91	03/98	T510	850.450D		LAGUNA II 1.9 dCi	03/01				871.680
EXTRA Van 1.4 RN	09/91	08/93	T510	850.450D		LAGUNA II 2.0 16V	08/02		T600		
EXTRA Van 1.6 D	09/93	04/95	T720	874.680D		LAGUNA II 2.0 dCi	08/05		T720	874.680D	
GRAND SCÉNIC II 1.5 dCi	04/04		T720	874.680D		LAGUNA II 2.2 dCi	10/01				871.680
GRAND SCÉNIC II 1.6	04/04				860.600D	LAGUNA II Sport Tourer 1.6 16V	03/01				860.600D
GRAND SCÉNIC II 1.9 dCi	04/04		T720	874.680D		LAGUNA II Sport Tourer 1.6 FlexFuel	06/01	10/03	T510		
GRAND SCÉNIC II 2.0	04/04				871.680	LAGUNA II Sport Tourer 1.8 16V	03/01				860.600D
GRAND SCÉNIC II 2.0 dCi	09/05		T720	874.680D		LAGUNA II Sport Tourer 1.9 dCi	03/01				871.680
GRAND SCÉNIC III 1.4 16V	02/09				860.600D	LAGUNA II Sport Tourer 2.0	09/02	05/05			860.600D
GRAND SCÉNIC III 1.5 dCi	02/09		T720			LAGUNA II Sport Tourer 2.0 16V	08/02				860.600D
GRAND SCÉNIC III 1.6 16V	02/09				860.600D	LAGUNA II Sport Tourer 2.0 dCi	08/05		T720	874.680D	
						LAGUNA II Sport Tourer 2.2 dCi	10/01				871.680

MARCHIO E MODELLO	DA	A	Sigla identificativa			MARCHIO E MODELLO	DA	A	Sigla identificativa		
			Riferimento IRIDIUM TOP	Riferimento IRIDIUM	Senza Manutenzione				Riferimento IRIDIUM TOP	Riferimento IRIDIUM	Senza Manutenzione
RENAULT cont.						RENAULT cont.					
LAGUNA III 1.5 dCi	10/07		T720	874.680D		MEGANE CC 1.5 dCi	06/10		T720		
LAGUNA III 2.0 dCi	10/07		T720	874.680D		MEGANE CC 1.9 dCi	06/10		T720		
LAGUNA III 2.0 dCi GT	03/08		T720			MEGANE CC 2.0 dCi	06/10		T720		
LAGUNA III Sport Tourer 1.5 dCi	10/07		T720	874.680D		MEGANE I 1.6	02/00	09/00	T510	850.450D	
LAGUNA III Sport Tourer 1.6 16V	10/07		T510			MEGANE I 1.9 D	10/96	02/99	T720	874.680D	
LAGUNA III Sport Tourer 2.0 dCi	10/07		T720	874.680D		MEGANE I 1.9 dCi	03/99		T720	874.680D	
LAGUNA III Sport Tourer 2.0 dCi GT	03/08		T720			MEGANE I 1.9 dTi	03/97		T720	874.680D	
LOGAN 1.4	09/04		T510	850.450D		MEGANE I 1.9 TDI	09/96		T720	874.680D	
LOGAN 1.5 dCi	04/07		T720	874.680D		MEGANE I 2.0 i	01/96		T600	860.530D	
LOGAN 1.6	09/04		T510	850.450D		MEGANE I Cabriolet 2.0 16V	10/96		T600		
LOGAN Estate 1.4	10/07		T510	850.450D		MEGANE I Classic 1.9 TDI	09/96		T720	874.680D	
LOGAN Estate 1.5 dCi	04/07		T720	874.680D		MEGANE I Classic 2.0 i	09/96		T600	860.530D	
LOGAN Estate 1.6	04/07		T510	850.450D		MEGANE I Classic 2.0 RT	10/96	02/99	T600	860.530D	
MASTER I Flatbed / Chassis 2.2	08/93	02/98	T600	860.530D		MEGANE I Coach 1.9 dCi	03/99	08/03	T720	874.680D	
MASTER I Flatbed / Chassis 2.4 D	08/93	02/98	T720	874.680D		MEGANE I Coach 2.0 16V	03/96	08/03	T600		
MASTER I Flatbed / Chassis 2.5 DT	08/93	02/98	T850	892.760		MEGANE I Coach 2.0 i	03/96	08/03			871.680
MASTER II Bus 1.9 dCi 80	11/01		T850	892.760		MEGANE II 1.4 16V	11/02		T510	850.450D	
MASTER II Bus 1.9 dTi	09/00		T850	892.760		MEGANE II 1.5 dCi	11/02		T720	874.680D	
MASTER II Bus 2.2 dCi 90	09/00		T850	892.760		MEGANE II 1.6	06/05		T510	850.450D	
MASTER II Bus 2.5 D	07/98	01/01	T850	892.760		MEGANE II 1.6 16V	11/02		T510	850.450D	
MASTER II Bus 2.5 dCi 120	10/01		T850	892.760		MEGANE II 1.6 Flex-Fuel	01/07		T510	850.450D	
MASTER II Bus 2.8 dTi	07/98	10/01	T850	892.760		MEGANE II 1.9 dCi	11/02		T720	874.680D	
MASTER II Flatbed / Chassis 2.2 dCi 90	09/00		T850	892.760		MEGANE II 2.0	08/06		T600		
MASTER II Flatbed / Chassis 2.5 D	07/98	01/01	T850	892.760		MEGANE II 2.0 16V Turbo	05/04		T600		
MASTER II Flatbed / Chassis 2.5 dCi 120	10/01		T850	892.760		MEGANE II 2.0 dCi	09/05		T720	874.680D	
MASTER II Flatbed / Chassis 2.8 dTi	07/98	10/01	T850	892.760		MEGANE II 2.0 Renault Sport	05/04		T600		
MASTER II Van 1.9 dCi 80	11/01		T850	892.760		MEGANE II Coupé-Cabriolet 1.5 dCi	05/05		T720	874.680D	
MASTER II Van 1.9 dTi	09/00		T850	892.760		MEGANE II Coupé-Cabriolet 1.6	09/03		T510	850.450D	
MASTER II Van 2.2 dCi 90	09/00		T850	892.760		MEGANE II Coupé-Cabriolet 1.6 16V	01/07		T510	850.450D	
MASTER II Van 2.5 D	07/98	01/01	T850	892.760		MEGANE II Coupé-Cabriolet 1.9 dCi	09/03		T720	874.680D	
MASTER II Van 2.5 dCi 120	10/01		T850	892.760		MEGANE II Coupé-Cabriolet 2.0	09/03		T600		
MASTER II Van 2.8 dTi	07/98	10/01	T850	892.760		MEGANE II Coupé-Cabriolet 2.0 16V Turbo	05/04		T600		
MASTER III Box 2.5 dCi	01/04		T850	892.760		MEGANE II Coupé-Cabriolet 2.0 dCi	09/05		T720	874.680D	
MASTER III Box 3.0 dCi 120	06/05		T850	892.760		MEGANE II Saloon 1.4	09/03		T510	850.450D	
MASTER III Box 3.0 dCi 160	06/05		T850	892.760		MEGANE II Saloon 1.5 dCi	09/03		T720	874.680D	
MASTER III Bus 2.5 dCi	01/04		T850	892.760		MEGANE II Saloon 1.6	09/03		T510	850.450D	
MASTER III Flatbed / Chassis 2.5 dCi	01/04		T850	892.760		MEGANE II Saloon 1.6 16V	01/07		T510	850.450D	
MASTER III Flatbed / Chassis 3.0 dCi 120	06/05		T850	892.760		MEGANE II Saloon 1.9 dCi			T720	874.680D	
MASTER III Flatbed / Chassis 3.0 dCi 160	06/05		T850	892.760		MEGANE II Saloon 2.0	09/03		T600		
MASTER IV Box 2.3 dCi	02/10		T850			MEGANE II Saloon 2.0 dCi	09/05		T720	874.680D	
MASTER IV Box 2.3 dCi FWD	02/10		T850			MEGANE II Sport Tourer 1.4	08/03		T510	850.450D	
MEGANE CC 1.4 16V	06/10		T510	850.450D		MEGANE II Sport Tourer 1.5 dCi	08/03		T720	874.680D	
						MEGANE II Sport Tourer 1.6	08/03		T510	850.450D	
						MEGANE II Sport Tourer 1.6 16V	01/07		T510	850.450D	

MARCHIO E MODELLO	DA	A	Sigla identificativa			MARCHIO E MODELLO	DA	A	Sigla identificativa			
			Riferimento IRIDIUM TOP	Riferimento IRIDIUM	Senza Manutenzione				Riferimento IRIDIUM TOP	Riferimento IRIDIUM	Senza Manutenzione	
RENAULT cont.						RENAULT cont.						
MEGANE II Sport Tourer 1.9 dCi	08/03		T720	874.680D		THALIA 1.6	03/98	05/01	T510	850.450D		
MEGANE II Sport Tourer 2.0	08/03		T600			THALIA 1.6 16V	04/02		T510	850.450D		
MEGANE II Sport Tourer 2.0 dCi	09/05		T720	874.680D		THALIA 1.9 D	02/98	05/01	T720	874.680D		
MEGANE III Coupe 1.4 16V	04/09		T510	850.450D		THALIA 2.0	09/01		T600			
MEGANE III Coupe 1.6 16V Bifuel	11/08		T510	850.450D		THALIA 3.0 V6 Turbo Sport	04/00		T600			
MEGANE III Coupe 2.0 dCi	04/09		T720			TRAFIC Bus 1.7	08/92	08/94	T720	874.680D		
MEGANE III Hatchback 1.4 16V	04/09		T510	850.450D		TRAFIC Bus 1.9 D	06/97	03/01	T720	874.680D		
MEGANE III Hatchback 1.5 dCi	11/08		T720			TRAFIC Bus 2.1 D	06/94	10/97	T720	874.680D		
MEGANE III Hatchback 1.6 16V Bifuel	11/08		T510	850.450D		TRAFIC Bus 2.2	06/94	10/97	T600	860.530D		
MEGANE III Hatchback 2.0 dCi	04/09		T720			TRAFIC Bus 2.2 4x4	06/94	10/97	T600	860.530D		
MEGANE III Saloon 1.6 16V	06/09		T510	850.450D		TRAFIC Bus 2.5 D	09/94	04/98	T720	874.680D		
MEGANE III Saloon 1.9 dCi	06/09		T720			TRAFIC Flatbed / Chassis 2.1 D	09/94	04/98	T720	874.680D		
MEGANE Scenic 2.0 RXE 4x4	05/97	10/99	T600	860.530D		TRAFIC Flatbed / Chassis 2.1 D [RWD]	06/94	10/97	T720	874.680D		
MODUS 1.2	12/04				844.420D	TRAFIC Flatbed / Chassis 2.2	09/94	04/98	T600	860.530D		
MODUS 1.2 16V	05/07				844.420D	TRAFIC Flatbed / Chassis 2.2 4x4	09/94	04/98	T600	860.530D		
MODUS 1.2 16V Hi-Flex	10/08				844.420D	TRAFIC Flatbed / Chassis 2.5 D	09/94	03/01	T850	892.760		
MODUS 1.5 dCi	12/04		T720	874.680D		TRAFIC Flatbed / Chassis 2.5 D 4X4	09/94	01/99	T850	892.760		
MODUS 1.6	12/04		T510	850.450D		TRAFIC II Bus 1.9 dCi	04/01	07/03	T720	874.680D		
SAFRANE 3.0	02/93	06/96	T720	874.680D		TRAFIC II Bus 1.9 dCi 100	03/01		T720	874.680D		
SAFRANE Mk II 3.0 V6	07/96	12/00	T720	874.680D		TRAFIC II Bus 1.9 dCi 80	03/01		T720	874.680D		
SANDERO 1.0 Hi-Flex	11/07		T510	850.450D		TRAFIC II Bus 2.0 16V	08/06				871.680	
SANDERO 1.4	02/09		T510	850.450D		TRAFIC II Bus 2.0 dCi 115	08/06				885.L4D	
SANDERO 1.6	02/09		T510	850.450D		TRAFIC II Bus 2.0 dCi 90	08/06				885.L4D	
SANDERO 1.6 Hi-Flex	11/07		T510	850.450D		TRAFIC II Bus 2.5 dCi 145	08/06				885.L4D	
SCÉNIC I 1.6	03/01	08/03			844.420D	TRAFIC II Bus 2.5 DTi	03/03	07/03	T850	892.760		
SCÉNIC I 1.8 4x4	07/00	04/01			860.600D	TRAFIC II Flatbed / Chassis 1.9 dCi	09/01	07/03	T720	874.680D		
SCÉNIC I 1.9 dCi RX4	11/00	08/03			860.600D	TRAFIC II Flatbed / Chassis 2.0 dCi 115	08/06				885.L4D	
SCÉNIC I 2.0 16V IDE	09/99	08/03			860.600D	TRAFIC II Flatbed / Chassis 2.0 dCi 90	08/06				885.L4D	
SCÉNIC I 2.0 16V RX4	06/00	08/03			860.600D	TRAFIC II Flatbed / Chassis 2.5 dCi	08/07		T850			
SCÉNIC II 1.5 dCi	06/03				871.680	TRAFIC II Flatbed / Chassis 2.5 dCi 145	08/06				885.L4D	
SCÉNIC II 1.6	06/03				860.600D	TRAFIC II Van 1.9 dCi	04/01	07/03	T720	874.680D		
SCÉNIC II 1.6 16V	01/07				860.600D	TRAFIC II Van 1.9 dCi 100	03/01		T720	874.680D		
SCÉNIC II 1.9 D	06/06				871.680	TRAFIC II Van 1.9 dCi 80	03/01		T720	874.680D		
SCÉNIC II 1.9 dCi	06/03				871.680	TRAFIC II Van 2.0 16V	08/06				871.680	
SCÉNIC II 2.0 dCi	09/05				871.680	TRAFIC II Van 2.0 dCi 115	08/06				885.L4D	
SCÉNIC III 1.4 16V	02/09		T510			TRAFIC II Van 2.0 dCi 90	08/06				885.L4D	
SCÉNIC III 1.6 16V	02/09		T510			TRAFIC II Van 2.5 dCi 145	08/06		T850	892.760		
SPORT SPIDER 2.0	12/95	08/96	T600	860.530D		TRAFIC II Van 2.5 DTi	03/03	07/03	T850	892.760		
SPORT SPIDER 2.0 16V	03/95	10/99	T600	860.530D		TRAFIC Van 1.7	08/92	08/94	T510			
THALIA 1.2	02/98	10/03	T510	850.450D		TRAFIC Van 1.9 D	06/97	03/01	T720	874.680D		
THALIA 1.2 16V	04/02		T510	850.450D		TRAFIC Van 2.1 D	06/94	10/97	T720	874.680D		
THALIA 1.4	08/00		T510	850.450D		TRAFIC Van 2.2	06/94	10/97	T600	860.530D		
THALIA 1.4 16V	08/00		T510	850.450D								
THALIA 1.5 dCi			T720	874.680D								

MARCHIO E MODELLO	DA	A	Sigla identificativa			MARCHIO E MODELLO	DA	A	Sigla identificativa		
			Riferimento IRIIDIUM TOP	Riferimento IRIIDIUM	Senza Manutenzione				Riferimento IRIIDIUM TOP	Riferimento IRIIDIUM	Senza Manutenzione
RENAULT <small>cont.</small>						RENAULT <small>cont.</small>					
TRAFIC Van 2.2 4x4	06/94	10/97	T600	860.530D		CLIO Mk II 3.0 V6 Sport	11/00				860.600D
TWINGO 1.2	03/93		T510	850.450D		ESPACE Mk II 2.0	01/91	10/96	T600	860.530D	
VEL SATIS 2.0	04/05				871.680	ESPACE Mk II 2.1 TD	01/91	10/96			871.680
VEL SATIS 2.0 16 V Turbo	04/04				871.680	ESPACE Mk II 2.2	01/91	10/96	T720	874.680D	
VEL SATIS 2.0 dCi	08/05				885.L4D	ESPACE Mk II 2.2 4x4	03/91	12/96	T600	860.530D	
VEL SATIS 2.2 dCi	06/02				885.L4D	ESPACE Mk II 2.8 V6	01/91	10/96	T720	874.680D	
VEL SATIS 3.0 dCi	06/02				885.L4D	ESPACE Mk III 1.9 dTi	02/99	10/02			871.680
VEL SATIS 3.5	10/04				871.680	ESPACE Mk III 2.0 16V	10/98	10/02	T600	860.530D	
19 Convertible 1.8 16V	07/91	04/92	T510	850.450D		ESPACE Mk III 2.2 12V TD	11/96	10/00	T720	874.680D	
19 Saloon 1.9 TD	09/90	04/92	T720	874.680D		ESPACE Mk III 2.2 dCi	07/00	10/02			871.680
19 Mk II 1.8		12/95	T510	850.450D		ESPACE Mk III 3.0	11/96	10/98	T720	874.680D	
19 Mk II 1.8 16V	04/92	12/95	T510	850.450D		ESPACE Mk III 3.0 V6 24V	10/98	10/02	T720	874.680D	
19 Mk II 1.9 D	04/92	12/95	T720	874.680D		ESPACE Mk IV 2.0 Turbo	11/02		T720	874.680D	
19 Mk II 1.9 dT	04/92	12/95	T720	874.680D		ESPACE Mk IV 3.5 V6	11/02		T720	874.680D	
19 Mk II Convertible 1.7	04/92	09/93	T510	850.450D		EXTRA Van 1.9 D	09/91	03/98	T720	874.680D	
19 Mk II Convertible 1.8	04/92	06/96	T510	850.450D		KANGOO 1.2	08/97		T510	850.450D	
19 Mk II Convertible 1.8 16V	04/92	06/96	T510	850.450D		KANGOO 1.2 16V	06/01		T510	850.450D	
19 Mk II Saloon 1.8 16V	04/92	12/95	T510	850.450D		KANGOO 1.4	08/97		T510	850.450D	
19 Mk II Saloon 1.9 dT	04/92	12/95	T720	874.680D		KANGOO 1.6 16V 4x4	10/01		T510	850.450D	
21 2.0 4x4	09/90	10/92	T600	860.530D		KANGOO 1.9 dTi	02/00		T720	874.680D	
21 2.1 D	04/92	06/94	T720	874.680D		KANGOO D 55 1.9	08/97		T720	874.680D	
21 2.2 4x4	07/90	06/94	T600	860.530D		KANGOO D 65	08/97		T600	860.530D	
21 Saloon 2.0 Turbo	02/90	10/92	T600	860.530D		KANGOO Express 1.2 16V	10/01		T510	850.450D	
21 Saloon 2.0 Turbo 4x4	02/90	10/92	T600	860.530D		KANGOO Express 1.4	08/97		T510	850.450D	
21 Saloon 2.1 D	10/92	06/94	T720	874.680D		KANGOO Express 1.6 16V 4x4	10/01		T600		
21 Saloon 2.2 4x4	07/90	02/94	T600	860.530D		KANGOO Express 1.9 dTi	02/00		T720	874.680D	
21 Savanna 2.1 D	02/92	09/95	T720	874.680D		KANGOO Express D 55 1.9	08/97		T600	860.530D	
25 2.5 V6 Turbo	01/90	12/92	T600	860.530D		KANGOO Express D 65 1.9	08/97		T600	860.530D	
AVANTIME 2.0 16V Turbo	11/01	05/03	T720	874.680D		LAGUNA 1.6 16V	11/97	03/01	T510		
AVANTIME 2.2 dCi	05/02	05/03	T720	874.680D		LAGUNA 1.8 16V	04/98	03/01	T510		
AVANTIME 3.0 V6	09/01	05/03	T720	874.680D		LAGUNA 1.9 dCi	09/99	03/01	T720	874.680D	
CLIO 1.2		09/98	T510	850.450D / 844.360D		LAGUNA 1.9 dTi	10/97	03/01	T720	874.680D	
CLIO 1.7	01/91	12/93	T510	850.450D		LAGUNA 2.0 16V	06/95	03/01	T600	860.530D	
CLIO 1.8 16V	01/91	03/96	T510	850.450D		LAGUNA 2.2 D	11/93	03/01	T720	874.680D	
CLIO 1.8 Rsi	01/93	09/98	T510	850.450D		LAGUNA 2.2 dT	03/96	03/01	T720	874.680D	
CLIO Williams	01/94	09/98	T510	850.450D		LAGUNA 3.0	11/93	03/01	T720	874.680D	
CLIO Grandtour 1.5 dCi	02/08		T720			LAGUNA 3.0 24V	03/97	03/01	T720	874.680D	
CLIO II Box 1.1	09/98		T510	850.450D		LAGUNA Coupe 3.0 dCi	09/08				885.L4D
CLIO Mk II 1.2 16V	06/01		T510	850.450D		LAGUNA Estate 1.6 16V	11/97	03/01	T510		
CLIO Mk II 1.4	09/98	05/05	T510	850.450D		LAGUNA Estate 1.8	09/95	03/01	T510		
CLIO Mk II 1.4 16V	10/99		T510	850.450D		LAGUNA Estate 1.8 16V	04/98	03/01	T600	860.530D	
CLIO Mk II 1.6	09/98	05/05	T510	850.450D		LAGUNA Estate 1.9 dCi	09/99	03/01	T720	874.680D	
CLIO Mk II 1.6 16V	09/98		T510	850.450D		LAGUNA Estate 1.9 dTi	10/97	03/01	T720	874.680D	
CLIO Mk II 1.9 dTi	12/99	05/05	T720	874.680D		LAGUNA Estate 2.0 16V	09/95	03/01	T600	860.530D	
						LAGUNA Estate 2.2 D	09/95	03/01	T720	874.680D	

MARCHIO E MODELLO	DA	A	Sigla identificativa			MARCHIO E MODELLO	DA	A	Sigla identificativa		
			Riferimento IRIDIUM TOP	Riferimento IRIDIUM	Senza Manutenzione				Riferimento IRIDIUM TOP	Riferimento IRIDIUM	Senza Manutenzione
RENAULT <small>cont.</small>						RENAULT <small>cont.</small>					
LAGUNA Estate 2.2 dT	03/96	03/01	T720	874.680D		MEGANE I Coach 1.6 16V	03/99	08/03			860.600D
LAGUNA Estate 3.0	02/96	03/01	T720	874.680D		MEGANE I Coach 1.6 e	03/96	03/99	T510	850.450D	
LAGUNA Estate 3.0 24V	03/97	03/01	T720	874.680D		MEGANE I Coach 1.9 dTi	03/97	02/01	T720	874.680D	
LAGUNA II 2.0 16V IDE	04/01		T600			MEGANE I Coach 2.0 16V IDE	11/99	08/03			871.680
LAGUNA II 2.0 16V Turbo	01/03		T600			MEGANE I Grandtour 1.4 16V	03/99		T510	850.450D	
LAGUNA II 3.0 V6 24V	03/01				871.680	MEGANE I Grandtour 1.4 e	03/99		T510	850.450D	
LAGUNA II Sport Tourer 2.0 16V IDE	04/01				860.600D	MEGANE I Grandtour 1.6 16V	03/99		T510	850.450D	
LAGUNA II Sport Tourer 2.0 16V Turbo	01/03				860.600D	MEGANE I Grandtour 1.6 e	03/99		T510	850.450D	
						MEGANE I Grandtour 1.8 16V	01/01		T600		
LAGUNA II Sport Tourer 3.0 V6 24V	03/01		T720	874.680D		MEGANE I Grandtour 1.9 D	04/99		T720	874.680D	
MASTER III Box 2.5 dCi 100	10/03		T850	892.760		MEGANE I Grandtour 1.9 dCi	02/01		T720	874.680D	
MASTER III Box 3.0 dCi 140	10/03		T850	892.760		MEGANE I Grandtour 1.9 dTi	03/99		T720	874.680D	
MASTER III Bus 2.5 dCi 100	10/03		T850	892.760		MEGANE II 2.0 16V	11/02		T600		
MASTER III Bus 3.0 dCi 140	10/03		T850	892.760		MEGANE III Coupe 1.5 dCi	11/08		T720		
MASTER III Flatbed / Chassis 2.5 dCi 100	10/03		T850	892.760		MEGANE III Coupe 1.6 16V			T600	860.530D	
						MEGANE III Coupe 1.9 dCi	11/08		T720		
MASTER III Flatbed / Chassis 3.0 dCi 140	10/03		T850	892.760		MEGANE III Estate 1.4 16V	05/09		T510	850.450D	
						MEGANE III Estate 1.5 dCi	02/09		T720		
MEGANE I 1.4 16V	03/99		T510	850.450D		MEGANE III Estate 1.6 16V	05/09		T510	850.450D	
MEGANE I 1.4 e	01/96		T510	850.450D		MEGANE III Estate 1.6 16V Bifuel	11/08		T510	850.450D	
MEGANE I 1.4 Eco	01/96	03/99	T510	850.450D		MEGANE III Estate 1.9 dCi	05/09		T720		
MEGANE I 1.6 16V	03/99		T510	850.450D		MEGANE III Estate 2.0 dCi	04/09		T720		
MEGANE I 1.6 e	01/96	03/99	T510	850.450D		MEGANE III Hatchback 1.6 16V	11/08		T510	850.450D	
MEGANE I 1.6 i	01/96	03/99	T510	850.450D		MEGANE III Hatchback 1.9 dCi	11/08		T720		
MEGANE I 1.8 16V	01/01		T600			MEGANE Scenic 1.4 i	01/97	09/99	T510	850.450D	
MEGANE I 1.9 D Eco	01/96		T720	874.680D		MEGANE Scenic 1.6 e	01/97	09/99	T510	850.450D	
MEGANE I 1.9 dT	01/96		T720	874.680D		MEGANE Scenic 1.6 i	01/97	09/99	T510	850.450D	
MEGANE I 2.0 16V	07/96		T600	860.530D		MEGANE Scenic 1.9 D	03/97	09/99	T720	874.680D	
MEGANE I Cabriolet 1.4 16V	03/99		T510	850.450D		MEGANE Scenic 1.9 dT	01/97	09/99	T720	874.680D	
MEGANE I Cabriolet 1.6 16V	03/99		T510	850.450D		MEGANE Scenic 1.9 dTi	04/97	09/99	T720	874.680D	
MEGANE I Cabriolet 1.6 e	10/96	03/99	T510	850.450D		MEGANE Scenic 2.0 i	01/97	09/99	T600	860.530D	
MEGANE I Cabriolet 2.0	04/97		T600	860.530D		MODUS 1.4	12/04		T510	850.450D	
MEGANE I Cabriolet 2.0 16V IDE	11/99		T600	860.530D		SAFRANE 2.0	11/92	07/96	T600	860.530D	
MEGANE I Cabriolet 2.0 i	03/99		T600	860.530D		SAFRANE 2.0 12V	04/92	07/96	T600	860.530D	
MEGANE I Classic 1.4	09/96		T510	850.450D		SAFRANE 2.1 dT	11/93	07/96	T720	874.680D	
MEGANE I Classic 1.4 16V	03/99		T510	850.450D		SAFRANE 2.2	04/92	07/96	T600	860.530D	
MEGANE I Classic 1.6 16V	03/99		T510	850.450D		SAFRANE 2.5 dT	12/92	07/96	T720	874.680D	
MEGANE I Classic 1.6 e	09/96	03/99	T510	850.450D		SAFRANE 3.0 Biturbo 4x4	02/93	07/96	T720	874.680D	
MEGANE I Classic 1.6 i	09/96	03/99	T510	850.450D		SAFRANE 3.0 V6	12/92	07/96	T720	874.680D	
MEGANE I Classic 1.8 16V	01/01		T600			SAFRANE 3.0 V6 4x4	12/92	07/96	T720	874.680D	
MEGANE I Classic 1.9 D	09/96		T720	874.680D		SAFRANE Mk II 2.0 16V	07/96	12/00	T600	860.530D	
MEGANE I Classic 1.9 dCi	02/01		T720	874.680D		SAFRANE Mk II 2.2 dT	07/96	12/00	T720	874.680D	
MEGANE I Classic 1.9 dT	09/96		T720	874.680D		SAFRANE Mk II 2.5 20V	07/96	12/00	T720	874.680D	
MEGANE I Classic 1.9 dTi	03/97		T720	874.680D		SAFRANE Mk II 2.9 24V	03/99	12/00	T720	874.680D	
MEGANE I Coach 1.4 16V	03/99	08/03			860.600D	SCÉNIC I 1.4 16V	09/99	08/03			844.420D

MARCHIO E MODELLO	DA	A	Sigla identificativa			MARCHIO E MODELLO	DA	A	Sigla identificativa		
			Riferimento IRIDIUM TOP	Riferimento IRIDIUM	Senza Manutenzione				Riferimento IRIDIUM TOP	Riferimento IRIDIUM	Senza Manutenzione
RENAULT cont.						ROVER cont.					
SCÉNIC I 1.6 16V	09/99	08/03			844.420D	200 218 K Vi	11/95	03/00	T510	850.450D	
SCÉNIC I 1.8 16V	01/01	08/03			860.600D	200 220 D/SD	11/95	03/00	T600	860.530D	
SCÉNIC I 1.9 dCi	09/99	08/03			860.600D	200 220 SDi	11/95	03/00	T600	860.530D	
SCÉNIC I 1.9 dTi	09/99	08/03			860.600D	200 Coupe 2.0	10/92	09/97	T600	860.530D	
SCÉNIC I 2.0 16V	07/00	08/03			860.600D	200 Coupe 216	10/92	06/99	T510	850.450D	
SCÉNIC II 1.4	06/03				844.420D	200 Coupe 220 GSi	05/94	06/99	T510	850.450D	
SCÉNIC II 2.0	06/03				860.600D	200 Coupe 220 Turbo	10/92	06/99	T510	850.450D	
SCÉNIC II 2.0 16V Turbo	05/04				860.600D	200 Hatchback 214	09/93	10/95	T510	850.450D	
TRAFIC II Bus 2.0	03/01		T720	874.680D		200 Hatchback 214 GSi/Si	01/90	10/95	T510	850.450D	
TRAFIC II Bus 2.5 dCi 135	05/03		T850	892.760		200 Hatchback 216 GTi	09/90	10/95	T510	850.450D	
TRAFIC II Flatbed / Chassis 1.9 dCi 100	03/01		T720	874.680D		200 Hatchback 218 D	09/91	10/95	T600	860.530D	
TRAFIC II Flatbed / Chassis 1.9 dCi 80	03/01		T720	874.680D		200 Hatchback 218 TD	09/91	10/95	T600	860.530D	
TRAFIC II Flatbed / Chassis 2.0	03/01		T720	874.680D		200 Hatchback 220 GTi	09/91	10/95	T510	850.450D	
TRAFIC II Flatbed / Chassis 2.5 dCi 135	03/01		T850	892.760		200 Hatchback 220 Turbo	01/93	10/95	T510	850.450D	
TRAFIC II Van 2.0	03/01		T720	874.680D		25 1.1	09/99	05/04	T510	850.450D	
TRAFIC II Van 2.5 dCi 135	05/03		T850	892.760		25 1.1 16V	01/04		T510	850.450D	
TWINGO 1.2 16V	01/01		T510	850.450D		25 1.4 16V	10/99		T510	850.450D	
TWINGO 1.2 Turbo	03/07				844.420D	25 1.6 16V	10/99		T510	850.450D	
TWINGO 1.5 dCi	03/07		T720	874.680D		25 1.8 16V	10/99		T600	860.530D	
TWINGO Van 1.2	03/93		T510	850.450D		25 2.0 iDT	10/99		T720	874.680D	
VEL SATIS 2.0 16V Turbo	06/02				871.680	400 2.0 Turbo GSi Sport	10/92	04/95	T600	860.530D	
VEL SATIS 3.5 V6	06/02				871.680	400 414	01/93	04/95	T510	850.450D	
						400 414 GSi/Si CAT	01/93	04/95	T510	850.450D	
						400 414 Si	05/95	03/00	T510	850.450D	
						400 416 GSi	04/90	04/95	T510	850.450D	
ROVER						400 416 GSi/GSE	04/90	04/95	T510	850.450D	
						400 416 GTi	04/90	04/95	T510	850.450D	
						400 416 GTi/GTE	04/90	04/95	T510	850.450D	
						400 416 Si	05/95	03/00	T510	850.450D	
100 111 C/L/S	03/90	12/98	T510	850.450D / 844.360D		400 418 D	09/91	04/95	T720	874.680D	
100 114 D	10/92	12/94			875.D26S	400 418 TD	09/91	04/95	T720	874.680D	
100 114 GSi	10/94	10/95	T510	850.450D		400 420 D	11/95	03/00	T720	874.680D	
100 114 GTi 16V	03/90	12/98	T510	850.450D		400 420 Di	05/95	03/00	T720	874.680D	
100 114 GTi/GT 16V CAT	03/90	12/98	T510	850.450D		400 420 GSi/SLi/GTi/Vite	01/93	04/95	T510	850.450D	
100 114 S/L/GTA	03/90	12/98	T510	850.450D		400 420 GTi/GSi/Vitesse	02/92	04/95	T510	850.450D	
100 115 D	12/94	12/98			875.D26S	400 420 Si Lux	12/95	03/00	T510	850.450D	
100 Convertible 111	04/94		T510	850.450D		400 420 Turbo	01/93	04/95	T510	850.450D	
100 Convertible 114	04/94		T510	850.450D		400 Hatchback 414	03/96	12/97	T600	860.530D	
200 1.4	01/96	12/97	T510	850.450D		400 Hatchback 414 Si	05/95	03/00	T510	850.450D	
200 211	01/98	03/00	T510	850.450D		400 Hatchback 416 Si	05/95	03/00	T510	850.450D	
200 214 i	11/95	03/00	T510	850.450D		400 Hatchback 420 D	11/95	03/00	T720	874.680D	
200 214 Si	11/95	03/00	T510	850.450D		400 Hatchback 420 Di	05/95	03/00	T720	874.680D	
200 216 Si	11/95	03/00	T510	850.450D		400 Hatchback 420 Si Lux	12/95	03/00	T510	850.450D	
						400 Tourer 1.6 i	05/94	11/98	T510	850.450D	

MARCHIO E MODELLO	DA	A	Sigla identificativa			MARCHIO E MODELLO	DA	A	Sigla identificativa		
			Riferimento IRIDIUM TOP	Riferimento IRIDIUM	Senza Manutenzione				Riferimento IRIDIUM TOP	Riferimento IRIDIUM	Senza Manutenzione
ROVER						ROVER					
400 Tourer 1.8 i	06/96	11/98	T510	850.450D		MAESTRO 1.3	09/90	01/95	T510	850.450D / 844.360D	
400 Tourer 1.8 TD	09/93	11/98	T720	874.680D							
400 Tourer 2.0 i	05/94	11/98	T510	850.450D		MAESTRO 1.6	09/90	01/95	T510	850.450D / 844.360D	
45 1.4	02/00		T510	850.450D							
45 1.6	02/00		T510	850.450D		MAESTRO 2.0 d	09/90	10/92	T720	874.680D	
45 1.8	02/00		T600			MAESTRO 2.0 TD	09/90	01/95	T720	874.680D	
45 2.0 iDT	02/00		T720	874.680D							
45 2.0 V6	02/00		T600			MINI MK I 1.3 Cooper S	11/96	05/01	T510	850.450D / 844.360D	
45 Saloon 1.4	02/00		T510	850.450D							
45 Saloon 1.6	02/00		T510	850.450D		MINI MK I 1000	01/92	06/93	T510	850.450D / 844.360D	
45 Saloon 1.8	02/00		T510	850.450D							
45 Saloon 2.0 iDT	02/00		T720	874.680D		MINI MK I 1300			T510	850.450D / 844.360D	
45 Saloon 2.0 V6	02/00		T600								
600 618 i/Si	03/96	02/99	T510	850.450D		MINI MK I Convertible 1.3	11/96	05/01	T510	850.450D / 844.360D	
600 620 i	08/93	06/96	T600	860.530D							
600 620 Sdi	12/94	02/99	T720	874.680D		MINI MK I Convertible 1.3 S	02/98	05/01	T510	850.450D / 844.360D	
600 620 Si	08/93	02/99	T600	860.530D							
600 620 Ti Vitesse	07/94	02/99	T600	860.530D		MINI MK I Convertible 1300	09/92	04/95	T510	850.450D / 844.360D	
600 623 Si	08/93	02/99	T600	860.530D							
75 1.8	02/99		T600	860.530D		MONTEGO 1.6	10/90	09/92	T510	850.450D	
75 1.8 Turbo	05/03		T510	850.450D		MONTEGO 2.0 i CAT	12/90	10/94	T600	860.530D	
75 2.0 CDT	02/99		T720	874.680D		MONTEGO Estate 1.6	10/90	09/92	T510	850.450D	
75 2.0 CDTi	02/03		T720	874.680D		MONTEGO Estate 2.0 GTI/LXI	12/90	12/93	T600	860.530D	
75 2.0 V6	02/99		T600	860.530D		MONTEGO Estate 2.0 Turbo-D	01/93	12/93	T720	874.680D	
75 2.5 V6	02/99		T600			STREETWISE 1.4	08/03		T600		
75 Tourer 1.8	08/01		T600			STREETWISE 2.0 TD	08/03		T720	874.680D	
75 Tourer 1.8 Turbo	05/03		T600			800 820 16V Turbo	01/92	02/99	T600	860.530D	
75 Tourer 2.0 CDT	08/01		T720	874.680D		800 820 I/SI	01/92	02/99	T600	860.530D	
75 Tourer 2.0 CDTi	02/03		T720	874.680D		800 825 D/SD	01/90	02/99	T720	874.680D	
75 Tourer 2.0 V6	08/01		T600			800 825 Si Lux	04/96	02/99	T600	860.530D	
75 Tourer 2.5 V6	08/01		T600			800 Coupe 825 Si	04/96	02/99	T600	860.530D	
800 820 Sport	04/94	03/96	T600	860.530D		800 Coupe 827 24V	08/92	02/99	T600	860.530D	
800 Coupe 825 SD	09/93	02/99	T720	874.680D		800 Hatchback 820 16V Turbo	01/92	02/99	T600	860.530D	
800 Hatchback 2.5	02/96	10/98	T600	860.530D		800 Hatchback 820 I/SI	01/93	02/99	T600	860.530D	
800 Hatchback 2.5 Si	02/96	10/98	T600	860.530D		800 Hatchback 825 D/SD	01/92	02/99	T720	874.680D	
800 Hatchback 820 Sport	04/94	03/96	T600	860.530D		800 Hatchback 827 24V I/SI	01/92	02/99	T600	860.530D	
CABRIOLET 1.6	04/90	02/96	T510	850.450D							
CABRIOLET 214 1.4	04/90	11/99	T510	850.450D		SAAB					
CABRIOLET 214 1.4i 16V	01/93	11/99	T510	850.450D							
CABRIOLET 216 1.6i	01/92	11/99	T510	850.450D							
CABRIOLET 216 1.6i 16V	01/96	11/99	T510	850.450D		900 2.0 S Turbo-16	07/91	12/93	T600	860.530D	
CITYROVER 1.4	01/04		T510	850.450D		900 2.1 -16	08/90	12/93	T600	860.530D	
COUPE 1.6 16 V	03/96	11/99	T600	860.530D		900 Convertible 2.0	05/91	10/93	T600	860.530D	
COUPE 1.8 16 V	03/96	11/99	T600	860.530D		900 Convertible 2.0 -16	01/90	06/94	T600	860.530D	
						900 Convertible 2.0 16v	04/90	12/90	T600	860.530D	

MARCHIO E MODELLO	DA	A	Sigla identificativa			MARCHIO E MODELLO	DA	A	Sigla identificativa		
			Riferimento IRIDIUM TOP	Riferimento IRIDIUM	Senza Manutenzione				Riferimento IRIDIUM TOP	Riferimento IRIDIUM	Senza Manutenzione
SAAB <small>cont.</small>						SAAB <small>cont.</small>					
900 Convertible 2.0 S Turbo-16	09/91	06/94	T600	860.530D		9-3 2.0 Turbo	02/98	09/02	T600	860.530D	
900 Convertible 2.1 -16	08/90	06/94	T600	860.530D		9-3 2.0 Turbo Performance	04/04		T720	874.680D	
900 Hatchback 2.0 -16	05/91	10/93	T600	860.530D		9-3 2.0 Turbo XWD	09/02		T720	874.680D	
900 Hatchback 2.0 S Turbo-16	09/91	07/93	T600	860.530D		9-3 2.2 TiD	02/98		T850	892.760	
900 Hatchback 2.0 Turbo-16	01/93	06/94	T600	860.530D		9-3 2.3	09/99	01/02	T720	874.680D	
900 Hatchback 2.1 -16	09/90	07/93	T600	860.530D		9-3 2.3 i	02/98	09/02	T600	860.530D	
900 Mk II 2.0 -16 Turbo	07/93	02/98	T600	860.530D		9-3 2.3 Turbo	10/98	09/02	T600	860.530D	
900 Mk II 2.0 i	07/93	02/98	T600	860.530D		9-3 2.8 Turbo V6	03/05		T720	874.680D	
900 Mk II 2.3 -16	07/93	02/98	T600	860.530D		9-3 2.8 Turbo V6 XWD	05/08		T720		
900 Mk II 2.5 -24 V6	07/93	02/98	T600	860.530D		9-3 Cabriolet 2.0 i	02/98	08/03	T600	860.530D	
900 Mk II Convertible 2.0 -16 Turbo	12/93	02/98	T600	860.530D		9-3 Cabriolet 2.0 SE Turbo	02/98	08/03	T600	860.530D	
900 Mk II Convertible 2.0 i	12/93	02/98	T600	860.530D		9-3 Cabriolet 2.0 Turbo	02/98	08/03	T600	860.530D	
900 Mk II Convertible 2.3 -16	12/93	02/98	T600	860.530D		9-3 Cabriolet 2.3	09/99	01/02	T720	874.680D	
900 Mk II Convertible 2.5 -24 V6	12/93	02/98	T600	860.530D		9-3 Cabriolet 2.3 i	02/98	08/03	T600	860.530D	
900 Mk II Coupe 2.0 -16 Turbo	12/93	02/98	T600	860.530D		9-3 Cabriolet 2.3 Turbo	10/99	08/03	T600	860.530D	
900 Mk II Coupe 2.0 i	12/93	02/98	T600	860.530D		9-3 Convertible 1.8 T	08/03		T720	874.680D	
900 Mk II Coupe 2.3 -16	12/93	02/98	T600	860.530D		9-3 Convertible 1.8 t BioPower	01/07		T720	874.680D	
900 Mk II Coupe 2.5 -24 V6	12/93	02/98	T720	874.680D		9-3 Convertible 1.9 TiD	01/06		T720	874.680D	
9000 2.0 -16 CD	09/93	12/98	T720	874.680D		9-3 Convertible 1.9 TTiD	12/07				885.L4D
9000 2.0 -16 Turbo CD	09/92	12/98	T600	860.530D		9-3 Convertible 2.0	04/06	09/07	T720	874.680D	
9000 2.3	09/90	10/98	T720	874.680D		9-3 Convertible 2.0 T	08/03		T720	874.680D	
9000 2.3 -16 CD Turbo	07/90	12/98	T600	860.530D		9-3 Convertible 2.0 t BioPower	01/07		T720	874.680D	
9000 2.3 -16 CDE	09/93	12/98	T720	874.680D		9-3 Convertible 2.0 Turbo Performance	04/04		T720	874.680D	
9000 2.3 -16 CDE Eco-Power	09/93	12/98	T720	874.680D		9-3 Convertible 2.8 Turbo V6	02/06		T720	874.680D	
9000 2.3 -16 Turbo	09/90	08/93	T600	860.530D		9-3 Estate 1.8 i	03/05		T720	874.680D	
9000 3.0 -24 V6 CD/CDE	07/94	12/98	T720	874.680D		9-3 Estate 1.8 t	03/05		T720	874.680D	
9000 Hatchback 2.0 -16 CS	09/93	12/98	T720	874.680D		9-3 Estate 1.8 t BioPower	01/07		T720	874.680D	
9000 Hatchback 2.0 -16 ND Turbo	09/93	12/98	T720	874.680D		9-3 Estate 1.9 TiD	03/05		T720	874.680D	
9000 Hatchback 2.3	01/90	12/93	T720	874.680D		9-3 Estate 1.9 TTiD	12/07				885.L4D
9000 Hatchback 2.3 -16 Aero CS	02/93	12/98	T720	874.680D		9-3 Estate 2.0	04/06	09/07	T720	874.680D	
9000 Hatchback 2.3 -16 CSE	09/93	12/98	T720	874.680D		9-3 Estate 2.0 T	03/05		T720	874.680D	
9000 Hatchback 2.3 -16 CSE Eco Power	09/93	12/98	T720	874.680D		9-3 Estate 2.0 t BioPower	01/07		T720	874.680D	
9000 Hatchback 2.3 -16 Turbo	09/90	12/98	T600	860.530D		9-3 Estate 2.0 T XWD	06/08		T720		
9000 Hatchback 2.3 -16 Turbo CSE	09/93	12/98	T720	874.680D		9-3 Estate 2.8 Turbo V6	03/05		T720	874.680D	
9000 Hatchback 3.0 -24 V6 CS/CSE	07/94	12/98	T720	874.680D		9-3 Estate 2.8 Turbo V6 XWD	05/08		T720		
9-3 1,8t	09/02		T720	874.680D		9-3X 1.9 TTiD	02/09				885.L4D
9-3 1,8t BioPower	01/07		T720	874.680D		9-3X 2.0 T	02/09		T720		
9-3 1.8 i	01/04		T720	874.680D		9-3X 2.0 t BioPower	02/09		T720		
9-3 1.9 TiD	09/04		T720	874.680D		9-5 1.9 TiD	01/06		T720	874.680D	
9-3 1.9 TTiD	12/07				885.L4D	9-5 2.0	07/00		T600		
9-3 2.0 i	02/98	09/02	T600	860.530D		9-5 2.0 T	09/97		T720	874.680D	
9-3 2.0 SE Turbo	02/98	09/02	T600	860.530D		9-5 2.0 t BioPower	01/05		T600		
9-3 2.0 T	09/02		T720	874.680D		9-5 2.0 Turbo SE	10/98	07/00	T720	874.680D	
9-3 2.0 t BioPower	09/02		T720	874.680D		9-5 2.2 TiD	03/02		T720	874.680D	

MARCHIO E MODELLO	DA	A	Sigla identificativa			MARCHIO E MODELLO	DA	A	Sigla identificativa		
			Riferimento IRIDIUM TOP	Riferimento IRIDIUM	Senza Manutenzione				Riferimento IRIDIUM TOP	Riferimento IRIDIUM	Senza Manutenzione
SAAB cont.						SEAT cont.					
9-5 2.3	06/03	08/05	T720	874.680D		ALTEA XL 1.6	10/06		T510	850.450D	
9-5 2.3 t	09/97		T720	874.680D		ALTEA XL 1.6 Multifuel	10/06		T510	850.450D	
9-5 2.3 t BioPower	11/06		T600			ALTEA XL 1.6 TDI	10/09		T720		
9-5 2.3 Turbo	10/99		T720	874.680D		ALTEA XL 1.9 TDI	10/06		T720	874.680D	
9-5 3.0 TiD	07/01		T720	874.680D		ALTEA XL 2.0 FSI	10/06		T600		
9-5 3.0 V6t	01/98		T720	874.680D		ALTEA XL 2.0 TDI	10/06		T720	874.680D	
9-5 Estate 1.9 TiD	01/06				885.L4D	ALTEA XL 2.0 TDI 16V	10/06		T720	874.680D	
9-5 Estate 2.0	07/00	07/01	T600			ALTEA XL 2.0 TDI 4x4	06/07		T720	874.680D	
9-5 Estate 2.0 T	10/98		T720	874.680D		AROSA 1.0	05/97	06/04	T510	850.450D	
9-5 Estate 2.0 t BioPower	09/05		T720	874.680D		AROSA 1.4	05/97	06/04	T510	850.450D	
9-5 Estate 2.2 TiD	03/02		T720	874.680D		AROSA 1.4 16V	01/00	06/04	T510	850.450D	
9-5 Estate 2.3	06/03	08/05	T720	874.680D		AROSA 1.4 TDI	01/00	06/04	T600		
9-5 Estate 2.3 t	10/98		T720	874.680D		AROSA 1.7 SDI	08/97	06/04	T600	860.530D	
9-5 Estate 2.3 t BioPower	11/06		T600			CORDOBA 1.0	05/99	09/02	T510	850.450D	
9-5 Estate 2.3 Turbo	10/99		T720	874.680D		CORDOBA 1.0 CL	02/93	06/96			844.420D
9-5 Estate 3.0 TiD	07/01		T720	874.680D		CORDOBA 1.0 i	09/96	06/99			844.420D
9-5 Estate 3.0 V6t	10/98		T720	874.680D		CORDOBA 1.2	10/02		T510	850.450D	
9-7X 4.2	12/05		T720	874.680D		CORDOBA 1.2 12V	05/06		T510	850.450D	
9-7X 5.3	12/05		T720	874.680D		CORDOBA 1.3	02/93	08/94			844.420D
						CORDOBA 1.4	12/97	09/02	T510	850.450D	
						CORDOBA 1.4 16V	09/02		T510	850.450D	
						CORDOBA 1.4 i	06/94	06/99			844.420D
						CORDOBA 1.4 i 16V	09/96	06/99	T510	850.450D	
						CORDOBA 1.4 TDI	10/02		T720	874.680D	
ALHAMBRA 1.8 T 20V	10/97				860.600D	CORDOBA 1.6	05/99		T510	850.450D	
ALHAMBRA 1.9 TDI	04/96		T850	892.760		CORDOBA 1.6 16V	11/06		T510	850.450D	
ALHAMBRA 1.9 TDI 4motion	02/01		T850	892.760		CORDOBA 1.6 i	02/93	06/99			860.600D
ALHAMBRA 1.9 Tdi 4x4	06/05		T850	892.760		CORDOBA 1.7 SDI	07/97	06/99	T720	874.680D	
ALHAMBRA 2.0 i	04/96				860.600D	CORDOBA 1.8	12/99	09/02	T600	860.530D	
ALHAMBRA 2.0 TDI	11/05		T720	874.680D		CORDOBA 1.8 i	02/93	06/99	T510	850.450D	
ALHAMBRA 2.8 V6	06/00		T720	874.680D		CORDOBA 1.8 i 16V	10/93	08/96	T600	860.530D	
ALHAMBRA 2.8 V6 4motion	02/01		T720	874.680D		CORDOBA 1.9 D	02/93	09/02			871.680
ALTEA 1.2 TSI	04/10		T510	850.450D		CORDOBA 1.9 SDI	08/96		T720	874.680D	
ALTEA 1.4 16V	05/06		T510	850.450D		CORDOBA 1.9 TD	02/93	08/96			871.680
ALTEA 1.4 TSI	11/07		T510	850.450D		CORDOBA 1.9 TDI	08/96		T720	874.680D	
ALTEA 1.6	03/04		T600			CORDOBA 2.0	09/02		T600		
ALTEA 1.6 TDI	10/09		T720			CORDOBA 2.0 i	02/93	06/99	T600	860.530D	
ALTEA 1.9 TDI	04/04		T720	874.680D		CORDOBA 2.0 i 16V	08/96	06/99	T600	860.530D	
ALTEA 2.0 FSI	05/04		T600			CORDOBA Hatchback 1.0	06/99	10/02	T510	850.450D	
ALTEA 2.0 TDI	03/04		T720	874.680D		CORDOBA Hatchback 1.0 16V	05/00	10/02			844.420D
ALTEA 2.0 TDI 16V	03/04		T720	874.680D		CORDOBA Hatchback 1.4	06/99	10/02			844.420D
ALTEA 2.0 TFSI	04/06		T600			CORDOBA Hatchback 1.4 16V	02/00	10/02	T510	850.450D	
ALTEA XL 1.2 TSI	04/10		T510	850.450D		CORDOBA Hatchback 1.6	06/99	10/02	T510	850.450D	
ALTEA XL 1.4 16V	10/06		T510	850.450D		CORDOBA Hatchback 1.6 i	07/96	06/99			844.420D
ALTEA XL 1.4 TSI	11/07		T510	850.450D		CORDOBA Hatchback 1.6 SXE	07/96	04/99			844.420D

MARCHIO E MODELLO	DA	A	Sigla identificativa			MARCHIO E MODELLO	DA	A	Sigla identificativa		
			Riferimento IRIDIUM TOP	Riferimento IRIDIUM	Senza Manutenzione				Riferimento IRIDIUM TOP	Riferimento IRIDIUM	Senza Manutenzione
SEAT						SEAT					
CORDOBA Hatchback 1.8 T 20V Cupra	07/00	10/02	T600			IBIZA Mk IV 1.4 16V			T510	850.450D	
						IBIZA Mk IV 1.4 TDI	05/02		T720	874.680D	
CORDOBA Hatchback 1.9 D	07/96	04/99			871.680	IBIZA Mk IV 1.6	02/03		T600		
CORDOBA Hatchback 1.9 SDI	06/99	10/02	T720	874.680D		IBIZA Mk IV 1.6 16V	11/06		T510	850.450D	
CORDOBA Hatchback 1.9 TDI	06/99	10/02	T720	874.680D		IBIZA Mk IV 1.8	05/04		T600		
CORDOBA Hatchback 2.0	11/95	04/99			860.600D	IBIZA Mk IV 1.8 T Cupra R	01/04	02/08	T600		
CORDOBA Vario 1.4	12/97	12/02	T510	850.450D		IBIZA Mk IV 1.8 T FR	12/03	05/08	T600		
CORDOBA Vario 1.4 16V	06/99	12/02	T510	850.450D		IBIZA Mk IV 1.9 SDI	02/02	12/05	T720	874.680D	
CORDOBA Vario 1.4 i	09/96	06/99			844.420D	IBIZA Mk IV 1.9 TDI	02/02		T720	874.680D	
CORDOBA Vario 1.6	06/99	12/02	T510	850.450D		IBIZA Mk IV 1.9 TDI Cupra R	01/04		T720	874.680D	
CORDOBA Vario 1.6 i	09/96	06/99	T510	850.450D		IBIZA MK IV 2.0	04/02		T600		
CORDOBA Vario 1.7 SDI	07/97	06/99			871.680	IBIZA V 1.2	03/08		T510	850.450D	
CORDOBA Vario 1.9 SDI	09/96	12/02	T720	874.680D		IBIZA V 1.4	03/08		T510	850.450D	
CORDOBA Vario 1.9 TDI	08/96	12/02	T720	874.680D		IBIZA V 1.4 TDI	07/08		T720		
IBIZA 0.9	08/90	05/93	T510	850.450D / 844.360D		IBIZA V 1.6 TDI	05/09		T720		
						IBIZA V 1.9 TDI	03/08		T720		
IBIZA 1.7	01/91	05/93			844.330S	IBIZA V 2.0 TDI	01/10		T720		
IBIZA 1.7 D	08/90	05/93			860.510S	IBIZA V SPORTCOUPE 1.4 TDI	07/08		T720		
IBIZA Mk II 1.0	03/93	09/96	T510	850.450D		IBIZA V SPORTCOUPE 1.6 TDI	05/09		T720		
IBIZA Mk II 1.0 i	09/96	08/99	T510	850.450D		IBIZA V SPORTCOUPE 1.9 TDI	07/08		T720		
IBIZA Mk II 1.3 i	03/93	08/99			844.420D	IBIZA V SPORTCOUPE 2.0 TDI	01/10		T720		
IBIZA Mk II 1.4	12/97	04/99	T510	850.450D		IBIZA V ST 1.2 TDI	04/10		T720		
IBIZA Mk II 1.4 i	09/93	08/99	T510	850.450D		IBIZA V ST 1.6 TDI	03/10		T720		
IBIZA Mk II 1.4 i 16V	09/96	08/99	T510	850.450D		INCA 1.4 16V	04/00	06/03			844.420D
IBIZA Mk II 1.6 i	03/93	08/99	T510	850.450D		INCA 1.4 i	11/95	06/03	T510	850.450D	
IBIZA Mk II 1.7 SDI	07/97	08/99			860.510S	INCA 1.6	08/99	04/02			844.420D
IBIZA Mk II 1.8 i	03/93	08/99	T600	860.530D		INCA 1.6 i	11/95	05/98	T510	850.450D	
IBIZA Mk II 1.8 i 16V	11/93	08/96	T600	860.530D		INCA 1.7 D	09/96	06/03			871.680
IBIZA Mk II 1.9 D	04/93	08/96			860.510S	INCA 1.9 D	11/95	06/03			871.680
IBIZA Mk II 1.9 SDI	08/96	08/99			860.510S	INCA 1.9 SDI	11/95	06/03			871.680
IBIZA Mk II 1.9 TD	03/93	08/96			860.510S	INCA 1.9 TDI	09/96	06/03			871.680
IBIZA Mk II 1.9 TDI	08/96	08/99			860.510S	LEON 1.4 16V	11/99		T510	850.450D	
IBIZA Mk II 2.0 i	03/93	08/99	T600	860.530D		LEON 1.4 TSI	11/07		T510	850.450D	
IBIZA Mk II 2.0 i 16V	08/96	08/99	T600	860.530D		LEON 1.6	11/99		T600		
IBIZA Mk III 1.0	08/99	02/02	T510	850.450D		LEON 1.6 16V	09/00	06/06	T510	850.450D	
IBIZA Mk III 1.0 16V	05/00	02/02	T510	850.450D		LEON 1.6 16V	09/05		T600		
IBIZA Mk III 1.4	08/99	02/02	T510	850.450D		LEON 1.8 20V	11/99	06/06	T600	860.530D	
IBIZA Mk III 1.4 16V	08/99	02/02	T510	850.450D		LEON 1.8 20V T	11/99	06/06	T600	860.530D	
IBIZA Mk III 1.6	08/99	02/02	T600	860.530D		LEON 1.8 20V T 4	11/99	06/06	T720	874.680D	
IBIZA Mk III 1.8 T 20V Cupra	07/00	02/02	T600			LEON 1.8 T 20V	09/05		T600		
IBIZA Mk III 1.9 SDI	08/99	02/02	T720	874.680D		LEON 1.8 T Cupra R	02/02	06/06	T600		
IBIZA Mk III 1.9 TDI	08/99	02/02	T720	874.680D		LEON 1.8 Turbo 4x4	05/02	05/03	T600		
IBIZA MK III 2.0	04/02		T600			LEON 1.9 SDI	11/99	06/06	T720	874.680D	
IBIZA Mk IV 1.2	02/02	05/08	T510	850.450D		LEON 1.9 TDI			T720	874.680D	
IBIZA Mk IV 1.2 12V	05/06		T510	850.450D		LEON 1.9 TDI Syncro	05/02	06/06	T720	874.680D	

MARCHIO E MODELLO	DA	A	Sigla identificativa			MARCHIO E MODELLO	DA	A	Sigla identificativa		
			Riferimento IRIDIUM TOP	Riferimento IRIDIUM	Senza Manutenzione				Riferimento IRIDIUM TOP	Riferimento IRIDIUM	Senza Manutenzione
SEAT						SKODA					
LEON 2.0 FSI	07/05		T600			FABIA 1.0	12/99	08/02	T510	850.450D	
LEON 2.0 TDI	07/05		T720	874.680D		FABIA 1.2	08/02		T510	850.450D	
LEON 2.0 TDI 16V	07/05		T720	874.680D		FABIA 1.2 TSI	03/10		T510	850.450D	
LEON 2.0 TFSI	05/05		T600			FABIA 1.4	08/99		T510	850.450D	
LEON 2.3 VR5	09/00	11/03	T600			FABIA 1.4 16V	12/99	03/08	T600	860.530D	
LEON 2.8	05/02	06/04	T720	874.680D		FABIA 1.4 TDI	04/03		T720	874.680D	
LEON 2.8 Cupra 4	02/01	06/06	T720	874.680D		FABIA 1.6	04/07		T510	850.450D	
MALAGA 1.7 D	05/90	12/93			860.510S	FABIA 1.6 TDI	03/10		T720		
MARBELLA 0.9	07/97	10/98			844.330S	FABIA 1.9 SDI	12/99	03/08	T720	874.680D	
MARBELLA 0.9 CAT	01/90	10/98			844.330S	FABIA 1.9 TDI	01/00		T720	874.680D	
TERRA 0.9 CAT	02/92	12/94			844.330S	FABIA 1.9 TDI RS	06/03	03/08	T720	874.680D	
TERRA 1.3 D	03/90	12/94			860.510S	FABIA 2.0	12/99	03/08	T600	860.530D	
TERRA 1.4 D	10/90	12/95			860.510S	FABIA Combi 1.0	11/00	08/02	T510	850.450D	
TERRA Box 0.9 CAT	01/90	12/95	T510	850.450D		FABIA Combi 1.2	07/01		T510	850.450D	
TERRA Box 1.3 D	03/90	02/92			860.510S	FABIA Combi 1.2 TSI	03/10		T510	850.450D	
TERRA Box 1.4 D	10/90	02/92			860.510S	FABIA Combi 1.4	04/00		T510	850.450D	
TOLEDO 1.6 i		03/99			844.420D	FABIA Combi 1.4 16V	04/00	12/07	T600		
TOLEDO 1.8 16V	05/91	03/99			844.420D	FABIA Combi 1.4 TDI	04/03		T720	874.680D	
TOLEDO 1.8 GT	05/91	11/92	T600	860.530D		FABIA Combi 1.6	10/07		T510	850.450D	
TOLEDO 1.8 i	05/91	12/96			844.420D	FABIA Combi 1.6 TDI	03/10		T720		
TOLEDO 1.9 D	05/91	03/99			871.680	FABIA Combi 1.9 SDI	04/00	12/07	T720	874.680D	
TOLEDO 1.9 SDI	12/95	03/99			871.680	FABIA Combi 1.9 TDI	04/00		T720	874.680D	
TOLEDO 1.9 TD	05/91	03/99			871.680	FABIA Combi 2.0	04/00	12/07	T600		
TOLEDO 1.9 TDI	08/95	03/99	T720	874.680D		FABIA Praktik 1.2	01/03		T510	850.450D	
TOLEDO 2.0 i	05/91	03/99			844.420D	FABIA Praktik 1.4	04/02		T510	850.450D	
TOLEDO 2.0 i 16V	11/93	03/99	T600	860.530D		FABIA Praktik 1.4 TDI	10/05		T720	874.680D	
TOLEDO III 1.6	10/04	05/09	T600			FABIA Praktik 1.9 SDI	04/02		T720	874.680D	
TOLEDO III 1.9 TDI	10/04		T720	874.680D		FABIA Saloon 1.0	11/00	08/02	T510	850.450D	
TOLEDO III 2.0 FSI	10/04		T720	874.680D		FABIA Saloon 1.2	07/01	12/07	T510	850.450D	
TOLEDO III 2.0 TDI	09/04	05/09	T720	874.680D		FABIA Saloon 1.4	04/00	12/07	T510	850.450D	
TOLEDO III 2.0 TDI 16V	04/04	05/09	T720	874.680D		FABIA Saloon 1.4 16V	10/99	12/07	T600	860.530D	
TOLEDO III 2.0 TFSI	11/05	05/09	T720	874.680D		FABIA Saloon 1.4 TDI	04/03	12/07	T720	874.680D	
TOLEDO Mk II 1.4 16V	07/99	05/06	T600	860.530D		FABIA Saloon 1.9 SDI	11/99	12/07	T720	874.680D	
TOLEDO Mk II 1.6	04/99	05/06	T600			FABIA Saloon 1.9 TDI	01/00	12/07	T720	874.680D	
TOLEDO Mk II 1.6 16V	09/00	05/06	T600			FABIA Saloon 2.0	12/99	12/07	T600	860.530D	
TOLEDO Mk II 1.8 20V	04/99	05/06	T600	860.530D		FAVORIT Forman 1.3	08/91	06/95	T510	850.450D	
TOLEDO Mk II 1.8 20VT	05/01	05/06	T600			FAVORIT Pickup 1.3	06/92	06/97	T510	850.450D	
TOLEDO Mk II 1.8 All-wheel Drive	05/01	10/05	T600			FELICIA 1.3	10/94	03/98	T510	850.450D / 844.360D	
TOLEDO Mk II 1.9 SDI	11/99	06/04	T720	874.680D		FELICIA 1.6 LX	08/95	03/98	T510	850.450D	
TOLEDO Mk II 1.9 TDI	04/99	05/06	T720	874.680D		FELICIA 1.9 D	10/95	03/98	T600	860.530D	
TOLEDO Mk II 2.3 V5	04/99	05/01	T600	860.530D		FELICIA Estate 1.3	08/95	03/98	T510	850.450D	
TOLEDO Mk II 2.3 V5 20V	05/01	05/06	T600			FELICIA Estate 1.3 LX	08/95	03/98	T510	850.450D	
TOLEDO Mk II 2.8	10/00	07/01	T720	874.680D		FELICIA Estate 1.3 LXI	08/95	03/98	T510	850.450D	
TOLEDO Mk II 2.8 4x4	05/02	04/04	T720	874.680D		FELICIA Estate 1.6 GLX	08/95	03/98	T510	850.450D	

MARCHIO E MODELLO	DA	A	Sigla identificativa			MARCHIO E MODELLO	DA	A	Sigla identificativa		
			Riferimento IRIIDIUM TOP	Riferimento IRIIDIUM	Senza Manutenzione				Riferimento IRIIDIUM TOP	Riferimento IRIIDIUM	Senza Manutenzione
SMART						SUBARU					
CITY-COUPÉ 0.6	07/98	01/04	T510	850.450D		IMPREZA Coupé 2.2	09/98	09/00			860.540D
CITY-COUPÉ 0.7	01/03	01/04	T510	850.450D		IMPREZA Coupé 2.2 AWD	11/95	09/00			860.540D
CROSSBLADE 0.6	06/02		T510	850.450D		IMPREZA Estate 1.5	06/01				860.540D
FORFOUR 1.1	01/04		T510	850.450D		IMPREZA Estate 1.5 AWD	10/05				860.540D
FORFOUR 1.5	01/04		T510	850.450D		IMPREZA Estate 1.5 L	11/95	09/00			860.540D
CABRIO 0.8 CDI	03/01	01/04	T510	850.450D		IMPREZA Estate 1.6	01/93				860.540D
CITY-COUPÉ 0.8 CDI	11/99	01/04	T510	850.450D		IMPREZA Estate 1.6 i	06/98	12/00			860.540D
FORFOUR 1.3	01/04		T510	850.450D		IMPREZA Estate 1.6 i 4WD	08/92	12/00			860.540D
FORFOUR 1.5 BRABUS	05/05		T510	850.450D		IMPREZA Estate 1.8	11/95	06/96			860.540D
FORFOUR 1.5 CDI	09/04		T720	874.680D		IMPREZA Estate 1.8 i 4WD	08/92	12/00			860.540D
FORTWO Cabrio 0.7	01/04		T510	850.450D		IMPREZA Estate 2.0	09/96				860.540D
FORTWO Cabrio 0.8 CDI	01/04		T600			IMPREZA Estate 2.0 16V AWD	06/98	12/00			860.540D
FORTWO Cabrio 1.0	01/07		T510	850.450D		IMPREZA Estate 2.0 4WD	12/95	12/00			860.540D
FORTWO Cabrio 1.0 Brabus	01/08		T510	850.450D		IMPREZA Estate 2.0 AWD	10/05				860.540D
FORTWO Cabrio 1.0 Turbo	01/07		T510	850.450D		IMPREZA Estate 2.0 i Turbo 4WD	03/94	12/00			860.540D
FORTWO Coupé 0.7	01/04		T510	850.450D		IMPREZA Estate 2.0 R	09/05				860.540D
FORTWO Coupé 0.8 CDI	01/04		T600			IMPREZA Estate 2.0 Turbo	12/00				860.540D
FORTWO Coupé 1.0	01/07		T510	850.450D		IMPREZA Estate 2.0 Turbo GT 4WD	06/98	12/00			860.540D
FORTWO Coupé 1.0 Brabus	01/08		T510	850.450D		IMPREZA Estate 2.0 WRX STI AWD	10/05				860.540D
FORTWO Coupé 1.0 Turbo	01/07		T510	850.450D		IMPREZA Estate 2.0 WRX Turbo	12/02				860.540D
ROADSTER 0.7	04/03		T510	850.450D		IMPREZA Estate 2.2	06/01	08/05			860.540D
ROADSTER 0.7 Brabus	12/03		T510	850.450D		IMPREZA Estate 2.2 GX AWD	11/95	09/00			860.540D
ROADSTER Coupé 0.7	04/03		T510	850.450D		IMPREZA Estate 2.5 AWD	10/05				860.540D
ROADSTER Coupé 0.7 Brabus	12/03		T510	850.450D		IMPREZA Estate 2.5 WRX	09/05				860.540D
						IMPREZA Hatchback 1.5	02/08				860.540D
SUBARU						IMPREZA Hatchback 1.5 All-wheel Drive	02/08				860.540D
						IMPREZA Hatchback 2.0	02/08				860.540D
						IMPREZA Hatchback 2.0 All-wheel Drive					860.540D
FORESTER 2.0	08/97				860.540D						
FORESTER 2.0 d	09/08				875.D26D	IMPREZA Hatchback 2.0 D All-wheel Drive	01/09				860.540D
FORESTER 2.0 S Turbo	06/98				860.540D	IMPREZA Hatchback 2.5	02/08				860.540D
FORESTER 2.0 X	09/05				860.540D	IMPREZA Hatchback 2.5 All-wheel Drive	12/02				860.540D
FORESTER 2.5	12/03				860.540D	IMPREZA Saloon 1.5	11/94				860.540D
FORESTER 2.5 All-wheel Drive	07/05				860.540D	IMPREZA Saloon 1.5 AWD	10/05				860.540D
FORESTER 2.5 AWD	07/97	05/02			860.540D	IMPREZA Saloon 1.6	06/01	09/06			860.540D
FORESTER 2.5 RX Nato AWD	11/02	08/05			860.540D	IMPREZA Saloon 1.6 AWD	12/00				860.540D
FORESTER 2.5 Turbo AWD	09/98	05/02			860.540D	IMPREZA Saloon 1.6 i	08/92	12/00			860.540D
FORESTER 2.5 XT	09/05				860.540D	IMPREZA Saloon 1.6 i 4WD	08/92	12/00			860.540D
IMPREZA Coupé 1.6	12/96	12/00			860.540D	IMPREZA Saloon 1.8	11/95	06/96			860.540D
IMPREZA Coupé 1.6 4WD	12/96	12/00			860.540D	IMPREZA Saloon 1.8 i 4WD	08/92	12/00			860.540D
IMPREZA Coupé 2.0	11/95	09/00			860.540D	IMPREZA Saloon 2.0	07/96				860.540D
IMPREZA Coupé 2.0 4WD	12/95	12/00			860.540D	IMPREZA Saloon 2.0 All-wheel Drive	12/01	09/05			860.540D
IMPREZA Coupé 2.0 AWD	09/98	09/00			860.540D						
IMPREZA Coupé 2.0 Turbo 4WD	12/96	12/00			860.540D						

MARCHIO E MODELLO	DA	A	Sigla identificativa			MARCHIO E MODELLO	DA	A	Sigla identificativa		
			Riferimento IRIIDIUM TOP	Riferimento IRIIDIUM	Senza Manutenzione				Riferimento IRIIDIUM TOP	Riferimento IRIIDIUM	Senza Manutenzione
SUBARU						SUBARU					
cont.						cont.					
IMPENZA Saloon 2.0 AWD	09/98				860.540D	LEGACY Mk III 2.0	04/99	08/03			860.540D
IMPENZA Saloon 2.0 i 4WD	10/95	12/00			860.540D	LEGACY Mk III 2.0 AWD	06/02	08/03			860.540D
IMPENZA Saloon 2.0 R	09/05				860.540D	LEGACY Mk III 2.0 RSK AWD	08/00	08/03			860.540D
IMPENZA Saloon 2.0 Turbo GT 4WD	03/94	12/00			860.540D	LEGACY Mk III 2.5	10/98	08/03			860.540D
IMPENZA Saloon 2.0 WRX STi	11/01				860.540D	LEGACY Mk III 3.0 H6 AWD	08/00	08/03			860.540D
IMPENZA Saloon 2.0 WRX Turbo	12/00				860.540D	LEGACY Mk III Estate 2.0	12/98	08/03			860.540D
IMPENZA Saloon 2.2	06/01	08/05			860.540D	LEGACY Mk III Estate 2.0 AWD	06/02	08/03			860.540D
IMPENZA Saloon 2.2 GX AWD	11/95	09/00			860.540D	LEGACY Mk III Estate 2.0 RSK AWD	08/00	08/03			860.540D
IMPENZA Saloon 2.5 All-wheel Drive	12/02	09/05			860.540D	LEGACY Mk III Estate 2.5	12/98	08/03			860.540D
IMPENZA Saloon 2.5 AWD	03/01				860.540D	LEGACY Mk III Estate 3.0 H6 AWD	08/00	08/03			860.540D
IMPENZA Saloon 2.5 WRX	09/05				860.540D	LEGACY OUTBACK 2.5	01/96	12/99			860.540D
IMPENZA Saloon 2.5 WRX ST1	09/05				860.540D	LEGACY V 2.0 D	09/09				875.D26D
JUSTY 1200 4WD	10/90	12/94			845.26DPP	LEGACY V 2.0 i	09/09				860.540D
JUSTY III 1.3	09/03				845.26DPP	LEGACY V 2.5 i	09/09				860.540D
JUSTY III 1.5	09/03				845.26DPP	LEGACY V Estate 2.0 D	09/09				875.D26D
JUSTY IV 1.0	01/07				845.26DPP	LEGACY V Estate 2.0 i	09/09				860.540D
JUSTY Mk II 1.3 4x4	04/01	11/03			845.26DPP	LEGACY V Estate 2.5 i	09/09				860.540D
JUSTY Mk II 1.3 GX 4x4	10/95	11/03			845.26DPP	OUTBACK 2.0	09/03	10/05			860.540D
LEGACY 2.0	08/91	12/93			860.540D	OUTBACK 2.0 d	09/08				875.D26D
LEGACY 2.0 GL	08/91	12/93			860.540D	OUTBACK 2.5	10/00				860.540D
LEGACY 2000 4WD	08/91	07/94			860.540D	OUTBACK 2.5 i	09/09				860.540D
LEGACY 2000 Turbo 4WD	05/92	07/94			860.540D	OUTBACK 3.0	11/03				860.540D
LEGACY Estate 2000	09/91	12/93			860.540D	OUTBACK 3.0 H6	10/00	08/03			860.540D
LEGACY Estate 2000 4WD	09/91	07/94			860.540D	OUTBACK 3.6 R	09/09				860.540D
LEGACY Estate 2000 Turbo Super 4WD	05/92	07/94			860.540D	REX Mk III 0.7		03/92			845.26DPP
LEGACY IV 2.0	09/03				860.540D	REX Mk III 0.7 4WD	07/90	03/92			845.26DPP
LEGACY IV 2.0 D	02/08				875.D26D	REX Mk III 0.7 Kompressor 4WD	07/90	02/92			845.26DPP
LEGACY IV 2.5	09/03				860.540D	SVX 3.3 AWD	02/94	12/97			860.540S
LEGACY IV 3.0	09/03				860.540D	TRIBECA 3.0	01/05				875.D26S
LEGACY IV Estate 2.0	09/03				860.540D	TRIBECA 3.6 V6	09/07				875.D26S
LEGACY IV Estate 2.0 D	02/08				875.D26D	VIVIO 0.7	08/92	12/98			535.20
LEGACY IV Estate 2.0 Turbo HP	06/05				860.540D	VIVIO 660 4WD	03/92	10/95			535.20
LEGACY IV Estate 2.0 Turbo R	06/05				860.540D	SUMO Bus 1.2 i 4WD	08/91	02/00			845.26DPP
LEGACY IV Estate 2.5	09/03				860.540D	SVX 3.3 i 24V 4WD	09/92	12/97			860.540S
LEGACY IV Estate 2.5 Turbo R	01/08				860.540D						
LEGACY IV Estate 3.0	09/03				860.540D						
LEGACY Mk II 1.8 AWD	05/96	09/98			860.540D	SUZUKI					
LEGACY Mk II 2.0 i	09/94	03/99			860.540D						
LEGACY Mk II 2.0 i 4WD	09/94	03/99			860.540D						
LEGACY Mk II 2.2 i 4WD	09/94	03/99			860.540D	ALTO Mk III 1.0	09/94				535.22
LEGACY Mk II 2.5 i 4WD	06/96	03/99			860.540D	ALTO Mk III 1.3	10/98	09/00			535.22
LEGACY Mk II Estate 2.0 i	09/94	11/98			860.540D	ALTO Mk III 1.6	10/98	09/00			535.22
LEGACY Mk II Estate 2.0 i 4WD	09/94	11/98			860.540D	ALTO Mk IV 1.1	06/02				535.22
LEGACY Mk II Estate 2.2 i 4WD	09/94	11/98			860.540D	ALTO V 1.0	01/09				535.22
LEGACY Mk II Estate 2.5 i 4WD	06/96	11/98			860.540D	BALENO 1.3	09/96	05/02			845.26SPP

MARCHIO E MODELLO	DA	A	Sigla identificativa			MARCHIO E MODELLO	DA	A	Sigla identificativa		
			Riferimento IRIIDIUM TOP	Riferimento IRIIDIUM	Senza Manutenzione				Riferimento IRIIDIUM TOP	Riferimento IRIIDIUM	Senza Manutenzione
SUZUKI cont.						SUZUKI cont.					
BALENO 1.3 i 16V	07/95	05/02			845.26SPP	JIMNY 0.7	09/00	07/04			535.22
BALENO 1.5	03/95	08/98			845.26SPP	JIMNY 0.7 4x4	09/98	07/04			535.22
BALENO 1.6 i 16V	07/95	05/02			845.26SPP	JIMNY 1.0	09/98	10/03			535.22
BALENO 1.6 i 16V 4x4	07/95	05/02			845.26SPP	JIMNY 1.3 16V	09/98				845.26SPP
BALENO 1.8 GT	03/96	05/02			845.26SPP	JIMNY 1.3 16V 4WD	09/98				845.26SPP
BALENO 1.9 TD	04/98	05/02			875.D26D	JIMNY 1.3 16V 4x4	08/05				845.26SPP
BALENO Estate 1.3 16V	03/97	05/02			845.26SPP	JIMNY 1.3 4x4	09/98	08/02			845.26SPP
BALENO Estate 1.6 i 16V	08/96	05/02			845.26SPP	JIMNY 1.5 DDiS 4WD	12/03				875.D26D
BALENO Estate 1.6 i 16V 4x4	08/96	05/02			845.26SPP	JIMNY 1.5 DDiS 4x4	08/05				875.D26D
BALENO Estate 1.8 i 16V	08/96	05/02			845.26SPP	JIMNY 1.6 VVT	05/04				860.540D
BALENO Estate 1.9 TD	04/98	05/02			875.D26D	LIANA 1.3	03/02				845.26SPP
BALENO Hatchback 1.3	09/96	05/02			845.26SPP	LIANA 1.4 DDiS	04/04				875.D26D
BALENO Hatchback 1.3 i 16V	07/95	05/02			845.26SPP	LIANA 1.6	03/02				845.26SPP
BALENO Hatchback 1.6 i 16V	07/95	05/02			845.26SPP	LIANA 1.6 4WD	03/02				860.540D
BALENO Hatchback 1.6 i 16V 4x4	07/95	05/02			845.26SPP	LIANA 1.8 VVTi	10/01				860.540D
BALENO Hatchback 1.8 GT	03/96	05/02			845.26SPP	LIANA 2.3	04/04				860.540D
BALENO Hatchback 1.9 TD	04/98	05/02			875.D26D	LIANA Estate 1.3	07/01				845.26SPP
CARRY Box 0.7	02/99	09/04			535.22	LIANA Estate 1.4 DDiS	04/04				875.D26D
CARRY Box 1.3	03/99				535.22	LIANA Estate 1.6	07/01				845.26SPP
CARRY Box 1.3 16 V	03/00				535.22	LIANA Estate 1.6 4WD	07/01				860.540D
CARRY Box 1.3 4x4	02/99	09/04			535.22	LIANA Estate 1.8	10/01				860.540D
GRAND VITARA *	04/05				860.540D	SAMURAI 1.3	01/00				535.22
GRAND VITARA 1.3	05/05				860.540D	SAMURAI 1.9 D	09/00				875.D26D
GRAND VITARA 1.6	03/98				860.540D	SAMURAI 1.9 TD	11/98				875.D26D
GRAND VITARA 1.6 All-wheel Drive	02/00				860.540D	SPLASH 1.0	01/08				844.420D
GRAND VITARA 1.9 DDiS	10/05				875.D26D	SPLASH 1.2	01/08				844.420D
GRAND VITARA 2.0	03/98				860.540D	SUPER CARRY Bus 1.0	10/92	03/99			535.22
GRAND VITARA 2.0 All-wheel Drive	04/98	08/05			860.540D	SWIFT III 1.3	02/05				844.420D
GRAND VITARA 2.0 HDi 110	07/01				875.D26D	SWIFT III 1.3 4x4	02/05				844.420D
GRAND VITARA 2.0 TD All-wheel Drive	04/00	09/05			875.D26D	SWIFT III 1.3 DDiS	08/05				860.600D
GRAND VITARA 2.0 TD Intercooler	03/98				875.D26D	SWIFT III 1.5	02/05				844.420D
GRAND VITARA 2.4 All-wheel Drive	01/09				860.540D	SWIFT III 1.5 4x4	02/05				844.420D
GRAND VITARA 2.5 V6 24V	04/98				860.540D	SWIFT Mk II Hatchback 1.3	06/01	12/03			535.22
GRAND VITARA 2.7	06/01	08/06			860.540D	SX4 1.5	06/06				845.360D
GRAND VITARA 2.7 XL-7	09/01				860.540D	SX4 1.6	06/06				845.360D
GRAND VITARA 3.2 All-wheel Drive	01/09				860.540D	SX4 1.6 DDiS	04/07		T720	874.680D	
IGNIS 1.3	10/00	09/03			844.420D	SX4 1.6 VVT	06/06				845.360D
IGNIS 1.3 4WD	10/00	09/03			844.420D	SX4 1.6 VVT 4x4	06/06				845.360D
IGNIS II 1.3	09/03				844.420D	SX4 1.9 DDiS	06/06		T720	874.680D	
IGNIS II 1.3 4x4	09/03				844.420D	SX4 1.9 DDiS 4x4	06/06		T720	874.680D	
IGNIS II 1.3 DDiS	09/03				860.600D	SX4 2.0	06/06				845.360D
IGNIS II 1.5	09/03				844.420D	SX4 2.0 4x4	06/06				845.360D
IGNIS II 1.5 4x4	09/03				844.420D	SX4 2.0 DDiS	07/09		T720		
IGNIS II 1.5 Sport	12/03				844.420D	SX4 2.0 DDiS 4x4	07/09		T720		
						SX4 Saloon 1.6	10/07				845.360D

MARCHIO E MODELLO	DA	A	Sigla identificativa			MARCHIO E MODELLO	DA	A	Sigla identificativa		
			Riferimento IRIDIUM TOP	Riferimento IRIDIUM	Senza Manutenzione				Riferimento IRIDIUM TOP	Riferimento IRIDIUM	Senza Manutenzione
SUZUKI <small>cont.</small>						TOYOTA <small>cont.</small>					
SX4 Saloon 2.0	10/07				845.360D	4 RUNNER 4.0 VVTi	08/02	08/04			895.760S
WAGON R 0.7	06/92	06/97			535.20	4 RUNNER 4.7	08/02				895.760S
WAGON R 0.7 4x4	06/92	06/97			535.20	4 RUNNER 4.7 All-wheel Drive	08/02				895.760S
WAGON R 1.0	07/03	08/05			844.420D	AURIS 1.8 VVTi	10/06		T600		
WAGON R+ 0.7		07/05			535.20	AURIS 2.0 D-4D	03/07				882.LB4D
WAGON R+ 0.7 FT-S	08/03				535.20	AURIS 2.2 D	03/07				882.LB4D
WAGON R+ 1.0	02/98				844.420D	AVENSIS 1.6 VVT-i	10/00		T600		
WAGON R+ 1.0 XT Plus	08/00	07/01			844.420D	AVENSIS 1.8	09/97		T600		
WAGON R+ 1.2	02/98				844.420D	AVENSIS 1.8 VVT-i	10/00	02/03	T600		
WAGON R+ 1.2 4WD	02/98	05/00			844.420D	AVENSIS 1.9 D	09/02	02/03	T720	874.680D	
WAGON R+ 1.3	05/00				844.420D	AVENSIS 2.0	09/97		T600		
WAGON R+ 1.3 4WD	10/01				844.420D	AVENSIS 2.0 d	10/97	05/98	T720	874.680D	
WAGON R+ 1.3 DDiS	09/03				871.680	AVENSIS 2.0 D-4D	10/99				882.LB4D
WAGON R+ 1.3 VVTi GL All-wheel Drive	09/03				844.420D	AVENSIS 2.0 VVTi	03/03		T600		
X-90 1.6 i 16V	09/95				845.26SPP	AVENSIS 2.0 VVT-i	10/00	02/03	T600		
X-90 1.6 i 16V 4x4	09/95				845.26SPP	AVENSIS 2.2 D-4D	10/05				882.LB4D
SWIFT Convertible 1.3	09/91	10/96			535.22	AVENSIS 2.2 D-CAT	07/05				882.LB4D
SWIFT Mk II 1.6 i	01/90	05/01			845.26SPP	AVENSIS 2.2 TD	04/05		T720	874.680D	
SWIFT Mk II 1.6 i 4WD	01/90	05/01			845.26SPP	AVENSIS 2.4	09/03		T600		
SWIFT Mk II Hatchback 1.0 i	09/91	05/01			535.22	AVENSIS Estate 1.6 VVT-i	04/03		T600		
VITARA 1.6 16V	07/90	03/98			535.22	AVENSIS Estate 1.8	04/03		T600		
VITARA 1.9 D	01/95	03/98			875.D26D	AVENSIS Estate 2.0	04/03		T600		
VITARA 2.0 16V	12/96	03/98			860.540D	AVENSIS Estate 2.0 D	02/09				882.LB4D
VITARA 2.0 TD	12/94	03/98			875.D26D	AVENSIS Estate 2.0 D-4D	04/03				882.LB4D
VITARA 2.0 TD Intercooler	12/95	03/98			875.D26D	AVENSIS Estate 2.2 D	02/09				882.LB4D
VITARA 2.0 V6 24V	12/94	03/98			860.540D	AVENSIS Estate 2.2 D-4D	10/05				882.LB4D
VITARA 2.5 V6 24V	12/95	03/98			860.540D	AVENSIS Estate 2.2 D-CAT	07/05				882.LB4D
VITARA Cabrio 1.6 16V	07/90	03/99			535.22	AVENSIS Estate 2.2 TD	04/05				882.LB4D
VITARA Cabrio 1.9 D	01/95	03/99			875.D26D	AVENSIS Estate 2.4	09/03		T600		
VITARA Cabrio 2.0 16V	12/96	03/99			860.540D	AVENSIS Estate 2.4	09/03		T600		
						AVENSIS Liftback 1.6 VVT-i	10/00	02/03	T600		
						AVENSIS Liftback 1.8 VVT-i	10/00	02/03	T600		
						AVENSIS Liftback 1.9 D	09/02	02/03	T720	874.680D	
						AVENSIS Liftback 2.0 D	10/97	05/98	T720	874.680D	
						AVENSIS Liftback 2.0 VVT-i	10/00	02/03	T600		
						AVENSIS Saloon 1.6 VVT-i	04/03		T600		
						AVENSIS Saloon 1.8	04/03		T600		
4 RUNNER 1.8 2WD	08/00	07/03			875.D26S	AVENSIS Saloon 2.0	04/03		T600		
4 RUNNER 2.7	11/95	07/02			875.D26S	AVENSIS Saloon 2.0 D	02/09				882.LB4D
4 RUNNER 2.7 i 4x4	11/95	03/96			875.D26S	AVENSIS Saloon 2.0 D-4D	04/03				882.LB4D
4 RUNNER 2.8 D 4x4	11/95	06/99			875.D26S	AVENSIS Saloon 2.0 VVTi	03/03		T600		
4 RUNNER 3.0 4x4	01/90	08/92			875.D26S	AVENSIS Saloon 2.2 D	02/09				882.LB4D
4 RUNNER 3.0 TDi All-wheel Drive	09/00	07/02			895.760S	AVENSIS Saloon 2.2 D-4D	10/05				882.LB4D
4 RUNNER 3.0 Turbo-D	10/93				895.760S	AVENSIS Saloon 2.2 D-CAT	07/05				882.LB4D
4 RUNNER 3.4	11/95	07/02			895.760S	AVENSIS Saloon 2.2 TD	04/05				882.LB4D
4 RUNNER 3.4 i 4x4	11/95	03/96			895.760S	AVENSIS Saloon 2.4	09/03		T600		

MARCHIO E MODELLO	DA	A	Sigla identificativa			MARCHIO E MODELLO	DA	A	Sigla identificativa		
			Riferimento IRIDIUM TOP	Riferimento IRIDIUM	Senza Manutenzione				Riferimento IRIDIUM TOP	Riferimento IRIDIUM	Senza Manutenzione
TOYOTA cont.						TOYOTA cont.					
AVENSIS Station Wagon 1.6 VWT-i	10/00	02/03	T600			CELICA Convertible 2.0 GTi	10/90	08/99			860.540D
AVENSIS Station Wagon 1.8 VWT-i	10/00	02/03	T600			CELICA Convertible 2.0 i 16V	04/96	11/99			860.540D
AVENSIS Station Wagon 1.9 D	10/97	02/03	T720	874.680D		COROLLA 1.3	04/97	10/01			850.D20D
AVENSIS Station Wagon 2.0 VWT-i	10/00	02/03	T600			COROLLA 1.4 D	07/04		T720	874.680D	
AVENSIS VERSO 2.0 D-4D	08/01				882.LB4D	COROLLA 1.4 D4d	06/04		T720	874.680D	
AVENSIS VERSO 2.0 VWT-i	08/01		T600			COROLLA 1.4 VWT-i	01/02		T600		
AVENSIS VERSO 2.4 VWTi GLS	10/03		T600			COROLLA 1.5	09/99	10/01			860.540D
AYGO 1.0	07/05		T390			COROLLA 1.5 4x4	08/90	04/92			860.540D
AYGO 1.4 HDi	07/05		T600			COROLLA 1.6	05/92	02/00			860.540D
CAMRY 2.0 TD	08/96	09/99			875.D26D	COROLLA 1.6 VWTi	10/06		T600		
CAMRY 2.0 VWTi	08/01				860.540D	COROLLA 1.6 VWT-i	01/02		T600		
CAMRY 2.2	06/91	11/01			860.540D	COROLLA 1.8	11/92				860.540D
CAMRY 2.4 VWT-i	11/01				860.540D	COROLLA 1.8 All-wheel Drive	05/92				860.540D
CAMRY 2.4 VWTi Hybrid	01/06				875.D26D	COROLLA 1.8 Linea Terra	10/97	10/01			860.540D
CAMRY 2.4 VWTi LE	01/06				875.D26D	COROLLA 1.8 WTL-i TS	01/02		T600		
CAMRY 2.5	06/91	07/01			860.540D	COROLLA 2.0 D4d	06/04		T720	874.680D	
CAMRY 3.0	06/91	06/06			860.540D	COROLLA 2.0 D-4D	08/00		T720	874.680D	
CAMRY 3.0 V6	08/96				860.540D	COROLLA 2.2 D4d	11/06		T720	874.680D	
CAMRY 3.3 VWTi	08/02	12/05			860.540D	COROLLA 2.2 TD	04/98	10/01	T720	874.680D	
CAMRY 3.5 VWTi XLE	01/06				875.D26D	COROLLA ALTIS 1.3	11/01	05/04			850.D20D
CAMRY Estate 2.5	08/96	07/01			860.540D	COROLLA ALTIS 1.5	11/01	05/04			850.D20D
CAMRY Estate 3.0	08/96	07/01			860.540D	COROLLA ALTIS 1.5 G 4WD	11/01	05/04			860.540D
CAMRY Saloon 2.4 VWTi Hybrid	01/06				875.D26D	COROLLA ALTIS 1.8 VWTi	11/01	05/04			860.540D
CAMRY Saloon 2.4 VWTi LE	01/06				875.D26D	COROLLA Compact 1.5	09/99	10/01			860.540D
CAMRY Saloon 3.5 VWTi XLE	01/06				875.D26D	COROLLA Compact 1.5 4x4	08/90	04/92			860.540D
CAMRY SOLARA Convertible 2.2	03/98	03/00			860.540D	COROLLA Compact 1.8 GTi 4x4	05/92	07/95			860.540D
CAMRY SOLARA Convertible 2.4	04/00				860.540D	COROLLA Compact 2.0 D-4D	08/00	01/02	T720	874.680D	
CAMRY SOLARA Convertible 3.0	06/99				860.540D	COROLLA Compact 2.2 TD	04/98	10/01	T720	874.680D	
CAMRY SOLARA Convertible 3.3	09/02				860.540D	COROLLA Estate 1.4 D	07/04		T720	874.680D	
CAMRY SOLARA Coupe 2.2	03/98	03/00			860.540D	COROLLA Estate 1.4 VWT-i	01/02		T600		
CAMRY SOLARA Coupe 2.4	04/00				860.540D	COROLLA Estate 1.6 VWT-i	01/02		T600		
CAMRY SOLARA Coupe 3.0	03/98				860.540D	COROLLA Estate 1.8	06/04		T600		
CAMRY SOLARA Coupe 3.3	09/02				860.540D	COROLLA Estate 1.8 All-wheel Drive	12/01		T600		
CAMRY Station Wagon 2.2	03/92	07/96			860.540D	COROLLA Estate 2.0 D-4D	01/02		T720	874.680D	
CAMRY Station Wagon 2.5	01/90	07/96			860.540D	COROLLA LEVIN Coupe 1.5 S	06/91	08/97			860.540D
CAMRY Station Wagon 3.0	03/92	07/96			860.540D	COROLLA LEVIN Coupe 1.6 GT	06/91	08/97			860.540D
CARINA E 1.6 16V	10/95	09/97			850.D20D	COROLLA LEVIN Coupe 1.6 GT-Z	06/91	08/97			860.540D
CARINA E 1.8 GL	10/94	09/97			850.D20D	COROLLA Liftback 1.5 4x4	08/90	04/92			860.540D
CARINA E Saloon 1.5 SG	04/92	09/97			850.D20D	COROLLA Liftback 1.8	09/98	11/01			860.540D
CARINA E Saloon 1.8	04/92	09/97			850.D20D	COROLLA Liftback 1.8 GTi 4x4	05/92	07/95			860.540D
CARINA E Saloon 1.8 GL	10/94	09/97			850.D20D	COROLLA Liftback 2.0 D-4D	09/00	01/02	T720	874.680D	
CARINA E Sportswagon 1.6	04/92	09/97			850.D20D	COROLLA Saloon 1.33	10/08		T510	850.450D	
CARINA E Sportswagon 1.8 GL	10/94	09/97			850.D20D	COROLLA Saloon 1.4 D	07/04		T720	874.680D	
CELICA 2.0 i 16V	11/93	11/99			860.540D	COROLLA Saloon 1.4 D-4D	01/09		T720		
CELICA 2.2 GT	11/93	08/99			860.540D	COROLLA Saloon 1.4 VWT-i	08/02		T600		

MARCHIO E MODELLO	DA	A	Sigla identificativa			MARCHIO E MODELLO	DA	A	Sigla identificativa		
			Riferimento IRIDIUM TOP	Riferimento IRIDIUM	Senza Manutenzione				Riferimento IRIDIUM TOP	Riferimento IRIDIUM	Senza Manutenzione
TOYOTA cont.						TOYOTA cont.					
COROLLA Saloon 1.5	06/04		T600			HIACE IV Wagon 2.4	08/95	09/06			875.D26S
COROLLA Saloon 1.6	11/06		T600			HIACE IV Wagon 2.4 D	08/95				895.760D
COROLLA Saloon 1.6 VVT-i	08/02		T600			HIACE IV Wagon 2.5 D-4D	11/01				895.760D
COROLLA Saloon 1.8	05/02		T600			HIACE IV Wagon 2.5 D4d 4x4	08/01	08/06			895.760D
COROLLA Saloon 2.0 D4d	06/04		T720	874.680D		HIACE IV Wagon 2.7	04/98				875.D26S
COROLLA Saloon 2.0 D-4D	08/02		T720	874.680D		HIACE IV Wagon 2.7 VVTi	01/05				875.D26S
COROLLA Saloon 2.2 D4d	11/06		T720	874.680D		HIACE IV Wagon 2.8 D	08/95	08/00			895.760D
COROLLA Verso 1.3 VVTi	03/04		T510	850.450D		HIACE IV Wagon 3.0 D	08/98				895.760D
COROLLA Verso 1.4 D4d	03/04		T720	874.680D		HIACE IV Wagon 3.4	08/95	08/01			875.D26S
COROLLA Verso 1.4 VVT-i	01/02	05/04	T600			HIACE IV Wagon 3.4 4x4	08/95	08/01			875.D26S
COROLLA Verso 1.5	03/04		T600			HILUX Closed Off-Road Vehicle 2.4 TD 4x4	08/97	07/01			860.540S
COROLLA Verso 1.6	04/04		T600			HILUX Closed Off-Road Vehicle 2.7	08/01	07/04			860.540S
COROLLA Verso 1.6 VVT-i	01/02	05/04	T600			HILUX Closed Off-Road Vehicle 3.0 D	08/02	07/04			875.D26D
COROLLA Verso 1.8	03/04		T600			HILUX Closed Off-Road Vehicle 3.0 TDiC 4x4	08/93	11/95			875.D26D
COROLLA Verso 1.8 VVTi All-wheel Drive	10/01	02/04	T600			HILUX Closed Off-Road Vehicle 3.4 4x4	11/95	07/05			860.540S
COROLLA Verso 2.0 D4d	06/04		T720	874.680D		HILUX Flatbed / Chassis 2.4 4x4	08/94	07/97			860.540S
COROLLA VERSO 2.0 D-4D	01/02		T720	874.680D		HILUX Pickup 2.0	08/97				860.540S
COROLLA Verso 2.2 D-4D	10/05		T720	874.680D		HILUX Pickup 2.4	08/94	07/05			860.540S
COROLLA Wagon 1.4 D4d	06/04		T720	874.680D		HILUX Pickup 2.4 All-wheel Drive	08/00	07/05			860.540S
COROLLA Wagon 1.6	07/92	02/00			860.540D	HILUX Pickup 2.4 D	01/92				875.D26D
COROLLA Wagon 1.8	09/92	10/01			860.540D	HILUX Pickup 2.4 D 4WD	01/94				875.D26D
COROLLA Wagon 1.8 4x4	08/95	04/97			860.540D	HILUX Pickup 2.4 i 4WD	08/97				860.540S
COROLLA Wagon 1.8 All-wheel Drive	05/97	08/01			860.540D	HILUX Pickup 2.4 TD 4WD	08/98	01/02			875.D26D
COROLLA Wagon 1.8 XL	09/92	11/93			860.540D	HILUX Pickup 2.5 D	12/07				875.D26D
COROLLA Wagon 1.8 XL 4x4	09/92	11/93			860.540D	HILUX Pickup 2.5 D 4x4	08/05				875.D26D
COROLLA Wagon 2.0 D4d	06/04		T720	874.680D		HILUX Pickup 2.5 D4d	06/06				875.D26D
COROLLA Wagon 2.0 D-4D	09/00	01/02	T720	874.680D		HILUX Pickup 2.5 D-4D	11/01				875.D26D
COROLLA Wagon 2.0 D4d GS	08/00	10/01	T720	874.680D		HILUX Pickup 2.5 D-4D 4WD	11/01				875.D26D
CROWN Saloon 3.0	09/04				875.D26D	HILUX Pickup 2.7	08/94				860.540S
HIACE III Box 2.0	02/90	08/95			860.540S	HILUX Pickup 2.7 4WD	08/94	07/00			860.540S
HIACE III Box 2.4 Diesel	02/90	08/95			895.760D	HILUX Pickup 2.7 All-wheel Drive	11/97				860.540S
HIACE III Wagon 2.4 D	10/93	08/95			895.760D	HILUX Pickup 2.8 D	09/91	11/97			875.D26D
HIACE IV Box 2.0	11/96	10/00			875.D26S	HILUX Pickup 2.8 D 4WD	08/94	07/01			875.D26D
HIACE IV Box 2.4 D	08/95				895.760D	HILUX Pickup 3.0	08/01	07/05			860.540S
HIACE IV Box 2.5 D4d	09/06				895.760D	HILUX Pickup 3.0 4WD	08/01	07/05			860.540S
HIACE IV Box 2.5 D-4D	11/01				895.760D	HILUX Pickup 3.0 D	11/97	04/05			875.D26D
HIACE IV Box 2.5 D-4D 4WD	11/01				895.760D	HILUX Pickup 3.0 D 4WD	08/02	07/05			875.D26D
HIACE IV Box 2.5 D4d 4x4	08/01				895.760D	HILUX Pickup 3.0 D 4x4	12/07				875.D26D
HIACE IV Box 2.7 VVTi	01/05				875.D26S	HILUX Pickup 3.0 D All-wheel Drive	11/97	04/05			875.D26D
HIACE IV Box 2.8 D	08/95	08/00			895.760D	HILUX Pickup 3.4	08/00	07/05			860.540S
HIACE IV Box 3.0 D	08/98				895.760D	HILUX Pickup 3.4 4WD	08/01	07/05			860.540S
HIACE IV Wagon 2.0	08/95	10/00			875.D26S	HILUX Pickup 3.4 All-wheel Drive	08/94	07/05			860.540S

MARCHIO E MODELLO	DA	A	Sigla identificativa			MARCHIO E MODELLO	DA	A	Sigla identificativa		
			Riferimento IRIDIUM TOP	Riferimento IRIDIUM	Senza Manutenzione				Riferimento IRIDIUM TOP	Riferimento IRIDIUM	Senza Manutenzione
TOYOTA cont.						TOYOTA cont.					
HILUX Pickup 4.0	08/05				860.540S	RAV 4 2.0 16V	06/94	06/00			850.D20D
HILUX Pickup 4.0 All-wheel Drive	08/05				860.540S	RAV 4 2.0 4x4	01/94	09/99			850.D20D
LAND CRUISER 100 4.2 TDI 24V	01/98	07/03			895.760D	RAV 4 III 2.0	12/08				860.540D
LAND CRUISER 100 4.7	01/98				895.760D	RAV 4 III 2.0 FWD	12/08				860.540D
LAND CRUISER 2.7 TD 4x4	01/90	08/01			895.760D	RAV 4 III 2.0 VVT-i	03/06				860.540D
LAND CRUISER 3.4	09/02	08/04			895.760S	RAV 4 III 2.2 D-4D	03/06				875.D26D
LAND CRUISER 3.5 D 4x4	01/90	08/92			895.760D	RAV 4 III 2.2 D-CAT	03/06				875.D26D
LAND CRUISER 4.0	09/02				895.760S	RAV 4 III 2.4 VVTi	11/05				860.540D
LAND CRUISER 4.0 TD 4x4	01/97	08/01			895.760D	RAV 4 III 3.5 VVTi	11/05				860.540D
LAND CRUISER 4.5 D V8	01/08				895.760S	RAV 4 Mk II 1.8 VVTi	02/01				860.540D
LAND CRUISER 4.5 D-40 V8	01/08				895.760S	RAV 4 Mk II 2.0 D-4D 4WD	09/01				875.D26D
LAND CRUISER 4.7 V8	01/08				895.760S	RAV 4 Mk II 2.0 VVTi 4WD	06/00				860.540D
LAND CRUISER 80 2.4	01/90	05/93			895.760D	RAV 4 Mk II 2.4 VVTi 4x4	08/03	10/05			860.540D
LAND CRUISER 80 3.0 TD	01/90	09/91			895.760D	STARLET 1.3	04/96	03/99			845.360D
LAND CRUISER 80 3.4 D	01/90	12/96			895.760D	SUPRA 3.0 i Bi-Turbo	05/93	08/98			860.540D
LAND CRUISER 80 3.5 D	01/90	08/92			895.760D	YARIS 1.0 16V	04/99				845.26SPP
LAND CRUISER 80 4.5	08/92	01/98			895.760D	YARIS 1.0 VVT-i	01/06		T510	850.450D	
LAND CRUISER 90 2.7	04/95	07/02			895.760D	YARIS 1.3	04/02				845.26SPP
LAND CRUISER 90 3.0 D-4D	10/00				895.760S	YARIS 1.3 VVT-i	01/06		T510	850.450D	
LAND CRUISER 90 3.0 TD					895.760S	YARIS 1.4 D-4D	12/01				860.540S
LAND CRUISER 90 4.2 TD	08/99	08/01			895.760D	YARIS 1.5	11/05				845.26SPP
LAND CRUISER 90 4.7	08/02				895.760S	YARIS 1.5 VVT-i TS	04/01		T510	850.450D	
LAND CRUISER Hardtop 3.0 TD	05/93	05/96			895.760D	YARIS 1.8 VVTi	01/07		T510	850.450D	
LAND CRUISER Hardtop 4.2 D All-wheel Drive	01/90	05/96			895.760D	YARIS D-4D	01/06		T600		
PASEO Convertible 1.5 16V	10/96	03/99			850.D20S	4 RUNNER 3.0 V6	07/90	11/95			875.D26S
PASEO Coupe 1.5	04/91	07/99			850.D20S	AVENSIS 1.6	09/97	10/00	T600	860.530D	
PASEO Coupe 1.5 16V	08/95	07/99			850.D20S	AVENSIS 2.0 TD	09/97	02/03	T720	874.680D	
PICNIC 2.0	01/01	12/01			860.540D	AVENSIS Liftback 1.6	09/97	10/00	T600	860.530D	
PICNIC 2.0 VVTi	05/01	08/06			860.540D	AVENSIS Liftback 1.8	09/97	10/00	T600	860.530D	
PICNIC 2.4 VVTi	11/03	08/06			860.540D	AVENSIS Liftback 2.0	09/97	10/00	T600	860.530D	
PICNIC 2.4 VVTi 4x4	11/03	08/06			860.540D	AVENSIS Liftback 2.0 D-4D	10/99	02/03			882.LB4D
PREVIA 2.0	10/00	08/03			860.540D	AVENSIS Liftback 2.0 TD	09/97	02/03			882.LB4D
PREVIA 2.0 D-4D	03/01				875.D26D	AVENSIS Station Wagon 1.6	09/97	10/00	T600	860.530D	
PREVIA 2.4	05/90				860.540D	AVENSIS Station Wagon 1.8	09/97	10/00	T600	860.530D	
PREVIA 2.4 16V	08/00				860.540D	AVENSIS Station Wagon 2.0	09/97	10/00	T600	860.530D	
PREVIA 2.4 4WD	05/90	08/00			860.540D	AVENSIS Station Wagon 2.0 D-4D	10/99	02/03			882.LB4D
PREVIA 2.4 4x4	07/02				860.540D	AVENSIS Station Wagon 2.0 TD	09/97	02/03			882.LB4D
PREVIA 2.4 GX	01/94	07/97			860.540D	CAMRY 1.8	08/96	07/01			860.540D
PREVIA 2.4 Hybrid	10/05				860.540D	CAMRY 1.8 i	08/91	09/97			860.540D
PREVIA 2.4 Hybrid 4x4	10/05				860.540D	CAMRY 2.0 ZX	08/93	09/97			860.540D
PREVIA 3.0 VVTi	08/00	12/05			860.540D	CAMRY 2000ZX All-wheel Drive	06/91	09/97			860.540D
PREVIA 3.5	11/06				860.540D	CAMRY 3.0 24V	08/96	11/01			860.540D
PREVIA 3.5 4x4	11/06				860.540D	CARINA E 1.6	12/93	09/97			850.D20D
RAV 4 2.0	06/97	09/99			850.D20D	CARINA E 1.6 GLI	04/92	09/97			850.D20D
						CARINA E 1.8	01/95	09/97			850.D20D

MARCHIO E MODELLO	DA	A	Sigla identificativa			MARCHIO E MODELLO	DA	A	Sigla identificativa		
			Riferimento IRIDIUM TOP	Riferimento IRIDIUM	Senza Manutenzione				Riferimento IRIDIUM TOP	Riferimento IRIDIUM	Senza Manutenzione
TOYOTA <small>cont.</small>						TOYOTA <small>cont.</small>					
CARINA E 2.0 D	04/92	01/96			875.D26D	COROLLA Compact 1.9 D	02/00	01/02			875.D26D
CARINA E 2.0 GLI	04/92	09/97			860.540D	COROLLA Compact 2.0 D	07/92	02/00			875.D26D
CARINA E 2.0 GTi	04/92	02/94			860.540D	COROLLA Liftback 1.3 12V	07/92	05/95			850.D20D
CARINA E 2.0 GTi 16V	03/94	09/97			860.540D	COROLLA Liftback 1.3 XLI	07/92	04/97			850.D20D
CARINA E 2.0 i	12/93	09/97			860.540D	COROLLA Liftback 1.4	04/97	01/02			850.D20D
CARINA E 2.0 TD	01/96	09/97			875.D26D	COROLLA Liftback 1.6	04/97	01/02			850.D20D
CARINA E Saloon 1.6	01/93	09/97			850.D20D	COROLLA Liftback 1.6 Aut.	04/97	02/00			850.D20D
CARINA E Saloon 1.6 16V	12/94	09/97			850.D20D	COROLLA Liftback 1.6 GLI	07/92	04/97			860.540D
CARINA E Saloon 1.6 GLI	04/92	09/97			850.D20D	COROLLA Liftback 1.8 GT	11/92	05/95			860.540D
CARINA E Saloon 1.8 i 16V	01/95	09/97			850.D20D	COROLLA Liftback 1.9 D	02/00	01/02			875.D26D
CARINA E Saloon 2.0	01/93	09/97			860.540D	COROLLA Liftback 2.0 D	07/92	02/00			875.D26D
CARINA E Saloon 2.0 D	08/92	01/96			875.D26D	COROLLA Wagon 1.3 12V	07/92	05/95			850.D20D
CARINA E Saloon 2.0 GLI	04/92	09/97			860.540D	COROLLA Wagon 1.3 XLI	09/95	04/97			850.D20D
CARINA E Saloon 2.0 GTi	04/92	02/94			860.540D	COROLLA Wagon 1.3 XLI 16V	07/92	09/95			850.D20D
CARINA E Saloon 2.0 GTi 16V	03/94	09/97			860.540D	COROLLA Wagon 1.4	04/97	02/00			850.D20D
CARINA E Saloon 2.0 i	12/92	09/97			860.540D	COROLLA Wagon 1.4 16V	02/00	01/02			850.D20D
CARINA E Saloon 2.0 TD	01/96	09/97			875.D26D	COROLLA Wagon 1.6 16V	02/00	01/02			860.540D
CARINA E Sportswagon 1.6 GLI	01/93	09/97			850.D20D	COROLLA Wagon 1.6 Aut.	04/97	02/00			860.540D
CARINA E Sportswagon 1.6 i	02/95	09/97			850.D20D	COROLLA Wagon 1.6 Si	07/92	04/97			860.540D
CARINA E Sportswagon 1.8 i	02/95	09/97			850.D20D	COROLLA Wagon 1.8 16V 4WD	09/95	04/97			860.540D
CARINA E Sportswagon 2.0 D	01/93	01/96			875.D26D	COROLLA Wagon 1.8 AWD	04/97	01/02			860.540D
CARINA E Sportswagon 2.0 GLI	01/93	09/97			860.540D	COROLLA Wagon 1.9 D	02/00	01/02			875.D26D
CARINA E Sportswagon 2.0 i	05/95	09/97			860.540D	COROLLA Wagon 2.0 D	07/92	02/00			875.D26D
CARINA E Sportswagon 2.0 TD	01/96	09/97			875.D26D	HIACE IV Box 2.4	08/95	04/98			875.D26S
CELICA 1.8 16V TS	11/99				860.540D	HIACE IV Box 2.4 4WD	08/95	04/98			875.D26S
CELICA 1.8 16V VT-i	11/99				860.540D	HIACE IV Box 2.4 TD	08/95				895.760D
CELICA 1.8 i 16V	11/93	11/99			860.540D	HIACE IV Box 2.4 TD 4WD	08/95				895.760D
CELICA 2.0 i Turbo 4WD	02/94	11/99			860.540D	HIACE IV Box 2.7	04/98				875.D26S
COROLLA 1.3 12V	07/92	04/97			850.D20D	HIACE IV Box 2.7 4WD	04/98				875.D26S
COROLLA 1.3 XLI	09/95	04/97			850.D20D	HIACE IV Wagon 2.4 4WD	08/95	04/98			875.D26S
COROLLA 1.3 XLI 16V	07/92	09/95			850.D20D	HIACE IV Wagon 2.4 TD	08/95				895.760D
COROLLA 1.4 16V	02/00	01/02			850.D20D	HIACE IV Wagon 2.4 TD 4WD	08/95				895.760D
COROLLA 1.6 16V	02/00	01/02			860.540D	HIACE IV Wagon 2.7 4WD	04/98				875.D26S
COROLLA 1.6 Aut.	04/97	02/00			860.540D	LAND CRUISER 100 4.2 TD	01/98				895.760D
COROLLA 1.6 Si	09/95	04/97			860.540D	LAND CRUISER 2.4 TD	01/90	05/93			895.760D
COROLLA 1.9 D	02/00	01/02			875.D26D	LAND CRUISER 2.7	09/02				895.760D
COROLLA 2.0 D	07/92	02/00			875.D26D	LAND CRUISER 3.0 D-4D					895.760S
COROLLA Compact 1.3 12V	07/92	05/95			850.D20D	LAND CRUISER 3.0 TD	05/93	05/96			895.760S
COROLLA Compact 1.3 XLI	09/95	04/97			850.D20D	LAND CRUISER 4.2 TD	01/90				895.760D
COROLLA Compact 1.3 XLI 16V	07/92	09/95			850.D20D	LAND CRUISER 80 4.0	01/90	08/92			895.760D
COROLLA Compact 1.4	04/97	01/02			850.D20D	LAND CRUISER 80 4.2 D	01/90	12/97			895.760D
COROLLA Compact 1.6	04/97	01/02			860.540D	LAND CRUISER 80 4.2 TD	01/90	12/97			895.760D
COROLLA Compact 1.6 Aut.	04/97	02/00			860.540D	LAND CRUISER 80 4.2 TD 24V	03/95	12/97			895.760D
COROLLA Compact 1.6 Si	07/92	04/97			860.540D	LAND CRUISER 80 4.5 24V	08/92	12/97			895.760D
COROLLA Compact 1.8 GT	11/92	05/95			860.540D	LAND CRUISER 90 3.4 i 24V	04/96				895.760D

MARCHIO E MODELLO	DA	A	Sigla identificativa			MARCHIO E MODELLO	DA	A	Sigla identificativa			
			Riferimento IRIIDIUM TOP	Riferimento IRIIDIUM	Senza Manutenzione				Riferimento IRIIDIUM TOP	Riferimento IRIIDIUM	Senza Manutenzione	
TOYOTA cont.						VOLKSWAGEN cont.						
LAND CRUISER Hardtop 2.4 TD	07/90	05/96			895.760D	BORA Estate 2.0	05/99	05/05	T600	860.530D		
LITEACE Box 1.5	01/92	01/95			850.D20S	BORA Estate 2.0 4motion	04/00	05/05	T720	874.680D		
LITEACE Box 2.0 D	01/92	05/94			875.D26S	BORA Estate 2.3 V5	05/99	05/05	T720	874.680D		
LITEACE Box 2.2	01/92	01/95			850.D20S	BORA Estate 2.3 V5 4motion	05/99	05/05	T720	874.680D		
LITEACE Bus 1.5	01/92	01/95			850.D20S	BORA Estate 2.8 V6 4motion	05/99	05/05	T720	874.680D		
LITEACE Bus 2.0 D	01/92	05/94			875.D26S	BORA Estate 2.8 VR6	03/00	07/03	T720	874.680D		
LITEACE Bus 2.2	01/92	01/95			850.D20S	CADDY II Estate 1.4	11/95	01/04	T510	850.450D		
MR 2 1.8 16V VT-i	04/00				850.D20D	CADDY II Estate 1.4 16V	08/00	01/04	T600			
PICNIC 2.0 16V	05/96	12/01			860.540D	CADDY II Estate 1.6	11/95	07/03	T510	850.450D		
PICNIC 2.2 D	08/97	12/01			875.D26D	CADDY II Estate 1.7 SDI	07/96	09/00	T720	874.680D		
YARIS 1.3 16V	11/99				845.26SPP	CADDY II Estate 1.9 D	11/95	01/04	T720	874.680D		
YARIS 1.5 TS	01/03				845.26SPP	CADDY II Estate 1.9 SDI	11/95	01/04	T720	874.680D		
YARIS VERSO 1.3	11/99				845.26SPP	CADDY II Estate 1.9 TDI	10/96	01/04	T720	874.680D		
YARIS VERSO 1.4 D-4D	12/01				860.540S	CADDY III Box 1.4	03/04		T510	850.450D		
YARIS VERSO 1.5	03/00				845.26SPP	CADDY III Box 1.4 16V	05/06		T510	850.450D		
						CADDY III Box 1.6	04/04		T600			
VOLKSWAGEN						CADDY III Box 1.9 TDI	04/04		T720	874.680D		
						CADDY III Box 2.0 EcoFuel	04/06		T510	850.450D		
						CADDY III Box 2.0 SDI	03/04		T720	874.680D		
						CADDY III Box 2.0 TDI	09/07		T720	874.680D		
BORA 1.4 16V	03/00	05/05	T510	850.450D		CADDY III Estate 1.4	03/04		T510	850.450D		
BORA 1.6	10/98	05/05	T600	860.530D		CADDY III Estate 1.4 16V	05/06		T510	850.450D		
BORA 1.6 16V	05/00	05/05	T600			CADDY III Estate 1.6	04/04		T510	850.450D		
BORA 1.6 FSI	01/02	05/05	T600			CADDY III Estate 1.9 TDI	04/04		T720	874.680D		
BORA 1.8	10/98	05/05	T600	860.530D		CADDY III Estate 1.9 TDI 4motion	05/08		T720			
BORA 1.8 4motion	02/99	05/05	T600	860.530D		CADDY III Estate 2.0 EcoFuel	04/06		T510	850.450D		
BORA 1.8 T	05/00	05/05	T600			CADDY III Estate 2.0 SDI	03/04		T720	874.680D		
BORA 1.9 SDI	10/98	05/05	T720	874.680D		CADDY III Estate 2.0 TDI	09/07		T720	874.680D		
BORA 1.9 TDI	10/98	05/05	T720	874.680D		CADDY Mk II 1.4	08/00	01/04	T510	850.450D		
BORA 1.9 TDI 4motion	02/99	05/05	T720	874.680D		CADDY Mk II 1.6	06/96	12/00	T510	850.450D		
BORA 2.0	10/98	05/05	T600	860.530D		CADDY Mk II 1.7 SDI	07/96	09/00	T720	874.680D		
BORA 2.0 4motion	04/00	05/05	T600			CADDY Mk II 1.9 D	11/95	01/04	T720	874.680D		
BORA 2.3 V5	10/98	05/05	T720	874.680D		CADDY Mk II 1.9 SDI	11/95	01/04	T720	874.680D		
BORA 2.3 V5 4motion	12/98	05/05	T720	874.680D		CADDY Mk II 1.9 TDI	09/96	01/04	T720	874.680D		
BORA 2.8 V6 4motion	03/99	05/05	T720	874.680D		CADDY Mk II 60 1.4	11/95	01/04	T510	850.450D		
BORA 2.8 VR6	11/98	07/05	T720	874.680D		CADDY Mk II 75 1.6		09/00	T510	850.450D		
BORA Estate 1.4 16V	09/01	05/05	T510	850.450D		CORRADO 2.0 i	04/93	12/95			860.600D	
BORA Estate 1.6	05/99	05/05	T600	860.530D		CORRADO 2.0 i 16V	08/91	12/95			860.600D	
BORA Estate 1.6 16V	02/00	05/05	T600			CORRADO 2.9 VR6	08/91	12/95			860.600D	
BORA Estate 1.6 FSI	01/02	05/05	T600			CRAFTER 30-35 Bus 2.5 TDI	04/06		T850	892.760		
BORA Estate 1.8 4motion	05/99	05/05	T600	860.530D		CRAFTER 30-50 Box 2.5 TDI	04/06		T850	892.760		
BORA Estate 1.8 t	05/00	05/05	T600			CRAFTER 30-50 Flatbed / Chassis 2.5 TDI	04/06		T850	892.760		
BORA Estate 1.9 SDi	06/01	05/05	T720	874.680D		EOS 1.4 TSI	05/08		T510	850.450D		
BORA Estate 1.9 TDI	05/99	05/05	T720	874.680D		EOS 1.6 FSI	06/06		T510	850.450D		
BORA Estate 1.9 TDI 4motion	05/99	05/05	T720	874.680D								

MARCHIO E MODELLO	DA	A	Sigla identificativa			MARCHIO E MODELLO	DA	A	Sigla identificativa		
			Riferimento IRIDIUM TOP	Riferimento IRIDIUM	Senza Manutenzione				Riferimento IRIDIUM TOP	Riferimento IRIDIUM	Senza Manutenzione
VOLKSWAGEN cont.						VOLKSWAGEN cont.					
EOS 2.0 FSI	03/06		T600			GOLF Mk III Estate 2.9 VR6 Syncro	10/94	04/99			860.600D
EOS 2.0 TDI	06/06		T720	874.680D		GOLF Mk IV 1.0	08/97	05/02	T510	850.450D	
EOS 2.0 TFSI	03/06		T600			GOLF Mk IV 1.0 Turbo	08/97	05/02	T510	850.450D	
EOS 3.2 V6	06/06		T720	874.680D		GOLF Mk IV 1.4 16V	08/97	06/05	T510	850.450D	
EOS 3.6 V6	05/09		T720			GOLF Mk IV 1.6	08/97	06/05	T600		
FOX 1.0	10/03		T510	850.450D		GOLF Mk IV 1.6 16V	02/00	06/05	T600		
FOX 1.0 Alcohol	10/03		T510	850.450D		GOLF Mk IV 1.6 D	08/97	07/98	T720	874.680D	
FOX 1.0 Total Flex	03/08		T510	850.450D		GOLF Mk IV 1.6 FSI	01/02	06/05	T600		
FOX 1.2	04/05		T510	850.450D		GOLF Mk IV 1.8	08/97	06/05	T600	860.530D	
FOX 1.4	04/05		T510	850.450D		GOLF Mk IV 1.8 4motion	05/98	06/05	T600	860.530D	
FOX 1.4 TDI	04/05		T600			GOLF Mk IV 1.8 T	08/97	06/05	T600	860.530D	
FOX 1.6	10/03		T600			GOLF Mk IV 1.8 T GTI	08/01	06/05	T600		
FOX 1.6 Alcohol	10/03		T600			GOLF Mk IV 1.9 SDI	08/97	06/05	T720	874.680D	
FOX 1.6 Total Flex	10/03		T600			GOLF Mk IV 1.9 TD	10/97	09/99	T720	874.680D	
GOLF Mk II 1.8 GTI G60	04/90	07/91			860.600D	GOLF Mk IV 1.9 TDI	08/97	06/05	T720	874.680D	
GOLF Mk III 1.0	10/94	09/96	T510	850.450D		GOLF Mk IV 1.9 TDI 4motion	07/98	06/05	T720	874.680D	
GOLF Mk III 1.3	08/91	07/92	T510	850.450D		GOLF MK IV 2.0	07/98	06/05	T720	874.680D	
GOLF Mk III 1.4	10/91	08/97	T510	850.450D		GOLF Mk IV 2.0 4motion	10/00	06/05	T600		
GOLF Mk III 1.6	09/92	08/97	T600	860.530D		GOLF Mk IV 2.3 V5	08/97	06/05	T720	874.680D	
GOLF MK III 1.8	11/91	08/97	T600	860.530D		GOLF Mk IV 2.3 V5 4motion	12/98	06/05	T720	874.680D	
GOLF Mk III 1.9 D	11/91	08/97	T720	874.680D		GOLF Mk IV 2.8	08/97	09/99	T720	874.680D	
GOLF Mk III 1.9 SDI	07/95	08/97	T720	874.680D		GOLF Mk IV 2.8 V6 4motion	03/99	06/05	T720	874.680D	
GOLF Mk III 1.9 TD,GTD	11/91	08/97	T720	874.680D		GOLF Mk IV 2.8 VR6	10/00	10/05	T720	874.680D	
GOLF Mk III 1.9 TDI	09/93	08/97	T720	874.680D		GOLF Mk IV 3.2 R32 4motion	09/02	06/05	T720	874.680D	
GOLF MK III 2.0	08/91	09/97	T600	860.530D		GOLF Mk IV Estate 1.4 16V	05/99	06/06	T510	850.450D	
GOLF Mk III 2.0 GL	08/95	09/97	T600	860.530D		GOLF Mk IV Estate 1.6	05/99	06/06	T600		
GOLF Mk III 2.0 GTI 16V	08/92	08/97	T600	860.530D		GOLF Mk IV Estate 1.6 16V	02/00	06/06	T600		
GOLF Mk III 2.8 VR6	01/92	09/97	T720	874.680D		GOLF Mk IV Estate 1.6 FSI	01/02	06/06	T600		
GOLF Mk III Citystromer	11/94	08/97			871.680	GOLF Mk IV Estate 1.8 4motion	05/99	06/06	T600	860.530D	
GOLF Mk III Convertible 1.6	10/94	06/02			860.600D	GOLF Mk IV Estate 1.8 T	05/00	06/06	T600		
GOLF Mk III Convertible 1.8	07/93	06/02			860.600D	GOLF Mk IV Estate 1.9 SDI	05/99	06/06	T720	874.680D	
GOLF Mk III Convertible 1.9 TDI	08/95	06/02	T720	874.680D		GOLF Mk IV Estate 1.9 TDI		06/06	T720	874.680D	
GOLF Mk III Convertible 2.0	07/93	06/02			860.600D	GOLF Mk IV Estate 1.9 TDI 4motion		06/06	T720	874.680D	
GOLF Mk III Estate 1.4	07/93	04/99	T510	850.450D		GOLF Mk IV Estate 1.9 TDi GTi	06/01	06/06	T720	874.680D	
GOLF Mk III Estate 1.6	07/93	04/99			860.600D	GOLF Mk IV Estate 2.0	05/99	06/06	T600	860.530D	
GOLF Mk III Estate 1.8	07/93	04/99	T600	860.530D		GOLF Mk IV Estate 2.0 4motion	10/00	06/06	T600		
GOLF Mk III Estate 1.8 Syncro	10/94	04/99			860.600D	GOLF Mk IV Estate 2.0 Bi-Fuel	02/02	06/06	T720	874.680D	
GOLF Mk III Estate 1.9 D	07/93	04/99	T720	874.680D		GOLF Mk IV Estate 2.3 V5	05/99	06/06	T720	874.680D	
GOLF Mk III Estate 1.9 SDI	07/95	04/99	T720	874.680D		GOLF Mk IV Estate 2.3 V5 4motion	05/99	06/06	T720	874.680D	
GOLF Mk III Estate 1.9 TD	07/93	04/99	T720	874.680D		GOLF Mk IV Estate 2.8 V6 4motion	05/99	06/06	T720	874.680D	
GOLF Mk III Estate 1.9 TDI	03/94	04/99	T720	874.680D		GOLF PLUS 1.0	08/05		T510	850.450D	
GOLF Mk III Estate 1.9 TDI Syncro	07/95	04/99	T720	874.680D		GOLF PLUS 1.4 16V	01/05		T510	850.450D	
GOLF Mk III Estate 2.0	07/93	04/99	T600	860.530D		GOLF PLUS 1.4 FSI	07/05	05/06	T510	850.450D	
GOLF Mk III Estate 2.0 Syncro	08/95	04/99			860.600D	GOLF PLUS 1.4 TSI	05/06		T510	850.450D	
GOLF Mk III Estate 2.9 VR6	10/94	04/99			860.600D	GOLF PLUS 1.6	05/05		T510	850.450D	

MARCHIO E MODELLO	DA	A	Sigla identificativa			MARCHIO E MODELLO	DA	A	Sigla identificativa		
			Riferimento IRIDIUM TOP	Riferimento IRIDIUM	Senza Manutenzione				Riferimento IRIDIUM TOP	Riferimento IRIDIUM	Senza Manutenzione
VOLKSWAGEN cont.						VOLKSWAGEN cont.					
GOLF PLUS 1.6 MultiFuel	11/07		T510	850.450D		JETTA III 2.0 FSI	08/05		T600		
GOLF PLUS 1.6 TDI	03/09		T720			JETTA III 2.0 TDI	09/05		T720	874.680D	
GOLF PLUS 1.9 TDI	01/05		T720	874.680D		JETTA III 2.0 TDI 16V	08/05		T720	874.680D	
GOLF PLUS 2.0 FSI	05/05		T720	874.680D		JETTA III 2.0 TFSI	10/05		T600		
GOLF PLUS 2.0 TDI	05/05		T720	874.680D		JETTA III 2.5 FSI	01/06		T600		
GOLF PLUS 2.0 TDI 16V	01/05		T720	874.680D		JETTA Mk II 1.6 TD	01/90	10/91			871.680
GOLF V 1.0	08/05		T510	850.450D		KAEFER 1.6	09/92	08/03			844.420D
GOLF V 1.4 16V	10/03		T510	850.450D		LT 40-55 I Box 2.4 D	07/90	05/96	T850	892.760	
GOLF V 1.4 FSI	10/03		T510	850.450D		LT 40-55 I Box 2.4 i	01/93	06/96	T720	874.680D	
GOLF V 1.4 TSI	11/05		T510	850.450D		LT 40-55 I Box 2.4 TD	06/92	05/96	T850	892.760	
GOLF V 1.9 SDi	12/05		T720	874.680D		LT 40-55 I Box 2.4 TD Syncro	08/91	04/96	T850	892.760	
GOLF V 1.9 TDI	10/03		T720	874.680D		LT 40-55 I Flatbed / Chassis 2.4 D	08/90	06/96	T850	892.760	
GOLF V 1.9 TDI 4motion	08/04		T720	874.680D		LT 40-55 I Flatbed / Chassis 2.4 i	03/94	06/96	T720	874.680D	
GOLF V 2.0	08/06		T720	874.680D		LT 40-55 I Flatbed / Chassis 2.4 TD	08/92	06/96	T850	892.760	
GOLF V 2.0 FSI	01/04		T720	874.680D		LT 40-55 I Flatbed / Chassis 2.4 TD Syncro	08/91	04/96	T850	892.760	
GOLF V 2.0 FSI 4motion	08/04		T720	874.680D		LT Mk II Box 2.3	05/96	07/06	T720	874.680D	
GOLF V 2.0 GTI	10/04		T720	874.680D		LT Mk II Box 2.5 SDi	09/96	07/06	T850	892.760	
GOLF V 2.0 SDi	01/04		T720	874.680D		LT Mk II Box 2.5 TDI		07/06	T850	892.760	
GOLF V 2.0 TDI	10/03		T720	874.680D		LT Mk II Box 2.8 TDI	06/97	07/06	T850	892.760	
GOLF V 2.0 TDI 16V	10/03		T720	874.680D		LT Mk II Bus 2.3	05/96	07/06	T720	874.680D	
GOLF V 2.0 TDI 16V 4motion	08/04		T720	874.680D		LT Mk II Bus 2.5 SDi	07/96	07/06	T850	892.760	
GOLF V 2.0 TDI 4motion	08/04		T720	874.680D		LT Mk II Bus 2.5 TDI		07/06	T850	892.760	
GOLF V 3.2	09/05		T720	874.680D		LT Mk II Bus 2.8 Tdi	02/97	06/06	T850	892.760	
GOLF V 3.2 R32 4motion	01/04		T720	874.680D		LT Mk II Flatbed / Chassis 2.3	06/96	07/06	T720	874.680D	
GOLF V Variant 1.4	06/07		T510	850.450D		LT Mk II Flatbed / Chassis 2.5 SDi	09/96	07/06	T850	892.760	
GOLF V Variant 1.4 TSI	06/07		T510	850.450D		LT Mk II Flatbed / Chassis 2.5 TDI	06/96	07/06	T850	892.760	
GOLF V Variant 1.6	06/07		T510	850.450D		LT Mk II Flatbed / Chassis 2.8 TDI	06/97	07/06	T850	892.760	
GOLF V Variant 1.9 TDI	06/07		T720	874.680D		LT28-50 Box 2.4 D	07/90	05/96	T850	892.760	
GOLF V Variant 1.9 TDI 4motion	01/08		T720			LT28-50 Box 2.4 i	03/94	06/96	T720	874.680D	
GOLF V Variant 2.0	06/07		T720	874.680D		LT28-50 Box 2.4 TD	06/92	05/96	T850	892.760	
GOLF V Variant 2.0 TDI	06/07		T720	874.680D		LT28-50 Box 2.4 TD Syncro	08/92	04/96	T850	892.760	
GOLF V Variant 2.0 TDI 16V	06/07		T720	874.680D		LT28-50 Bus 2.4 D	08/91	07/92	T850	892.760	
GOLF V Variant 2.0 TDI 4motion	06/07		T720	874.680D		LT28-50 Bus 2.4 TD	08/91	06/96	T850	892.760	
GOLF VI 1.4	10/08		T510			LT28-50 Flatbed / Chassis 2.4 D	08/90	06/96	T850	892.760	
GOLF VI 1.4 TSI	10/08		T510			LT28-50 Flatbed / Chassis 2.4 D Syncro	08/91	07/92	T850	892.760	
GOLF VI 2.0 TDI	10/08		T720			LT28-50 Flatbed / Chassis 2.4 i	03/94	06/96	T720	874.680D	
GOLF VI 2.0 TDI 4motion	05/09		T720			LT28-50 Flatbed / Chassis 2.4 Syncro	08/91	07/94	T720	874.680D	
GOLF VI Variant 1.4	07/09		T510			LT28-50 Flatbed / Chassis 2.4 TD	08/90	06/96	T850	892.760	
GOLF VI Variant 1.4 TSI	07/09		T510			LT28-50 Flatbed / Chassis 2.4 TD Syncro	08/91	04/96	T850	892.760	
GOLF VI Variant 2.0 TDI	07/09		T720			LUPO 1.0	09/98	07/05	T510	850.450D	
JETTA III 1.4 TSI	07/06		T510			LUPO 1.2 TDI 3L	07/99	07/05	T720	874.680D	
JETTA III 1.6	10/05		T600								
JETTA III 1.6 FSI	09/05		T600								
JETTA III 1.9 TDI	08/05		T720	874.680D							
JETTA III 2.0	08/05	06/08	T600								

MARCHIO E MODELLO	DA	A	Sigla identificativa			MARCHIO E MODELLO	DA	A	Sigla identificativa		
			Riferimento IRIDIUM TOP	Riferimento IRIDIUM	Senza Manutenzione				Riferimento IRIDIUM TOP	Riferimento IRIDIUM	Senza Manutenzione
VOLKSWAGEN cont.						VOLKSWAGEN cont.					
LUPO 1.4	10/00	07/05	T510	850.450D		PASSAT 2.0	02/90	05/05	T600		
LUPO 1.4 16V	09/98	07/05	T510	850.450D		PASSAT 2.0 16V	01/94	08/96	T600	860.530D	
LUPO 1.4 FSI	02/01	07/05	T510	850.450D		PASSAT 2.0 4motion	04/00	05/05	T600		
LUPO 1.4 TDI	01/99	07/05	T720	874.680D		PASSAT 2.0 Syncro	10/90	08/96	T600	860.530D	
LUPO 1.6	10/03		T600			PASSAT 2.0 TDI			T720	874.680D	
LUPO 1.6 Alcohol	10/03		T600			PASSAT 2.0 TDI 16V	03/05		T720	874.680D	
LUPO 1.6 GTI	09/00	07/05	T600			PASSAT 2.0 TDI 16V 4motion	03/05		T720	874.680D	
LUPO 1.7 SDI	09/98	07/05	T720	874.680D		PASSAT 2.0 TDI 4motion	03/05		T720	874.680D	
MULTIVAN Mk V 1.9 TDI	04/03		T720	874.680D		PASSAT 2.3 V5	11/00	05/05	T720	874.680D	
MULTIVAN Mk V 2.0	11/03		T600			PASSAT 2.3 V5 4motion	11/00	05/05	T720	874.680D	
MULTIVAN Mk V 2.0 BiTDI	09/09		T720			PASSAT 2.3 VR5	10/96	11/00	T720	874.680D	
MULTIVAN Mk V 2.0 BiTDI 4motion	09/09		T720			PASSAT 2.3 VR5 Syncro/4motion	10/97	11/00	T720	874.680D	
MULTIVAN Mk V 2.0 TDI	09/09		T720			PASSAT 2.5 TDi	07/98	05/05			882.LB4D
MULTIVAN Mk V 2.0 TDI 4motion	09/09		T720			PASSAT 2.5 TDI 4motion	11/00	05/05			882.LB4D
MULTIVAN Mk V 2.5 TDI	04/03		T720	874.680D		PASSAT 2.5 TDI Syncro/4motion	12/98	11/00	T720	874.680D	
MULTIVAN Mk V 2.5 TDI 4motion	07/04		T720	874.680D		PASSAT 2.8	05/02	05/03	T720	874.680D	
MULTIVAN Mk V 3.2 4motion	11/03	06/06	T720	874.680D		PASSAT 2.8 4motion	11/00	05/05	T720	874.680D	
MULTIVAN Mk V 3.2 V6			T720	874.680D		PASSAT 2.8 Syncro		08/00	T720	874.680D	
MULTIVAN Mk V 3.2 V6 4motion	07/04		T720	874.680D		PASSAT 2.8 V6	08/96	11/00	T720	874.680D	
NEW BEETLE 1.4	11/01		T600			PASSAT 2.8 V6 4motion	09/99	11/00	T720	874.680D	
NEW BEETLE 1.6	10/99		T600			PASSAT 2.8 V6 Syncro/4motion	10/96	11/00	T720	874.680D	
NEW BEETLE 1.8 T	10/99		T600	860.530D		PASSAT 2.8 VR6	06/91	08/96	T720	874.680D	
NEW BEETLE 1.9 TDI	01/98		T720	874.680D		PASSAT 3.2 FSI	11/05		T720	874.680D	
NEW BEETLE 2.0	01/98		T600	860.530D		PASSAT 3.2 FSI 4motion	11/05		T720	874.680D	
NEW BEETLE 2.3 V5	10/00		T600			PASSAT 3.6 FSI	06/05	07/07	T720	874.680D	
NEW BEETLE 2.5	07/05		T720	874.680D		PASSAT 3.6 FSI 4motion	09/05		T720	874.680D	
NEW BEETLE Convertible 1.4	01/03		T600			PASSAT 3.6 R36 4motion	04/07		T720	874.680D	
NEW BEETLE Convertible 1.6	01/03		T600			PASSAT 4.0 W8 4motion	09/01	05/05	T720	874.680D	
NEW BEETLE Convertible 1.8 T	01/03		T600			PASSAT CC 2.0 TDI	06/08		T720		
NEW BEETLE Convertible 1.9 TDI	06/03		T720	874.680D		PASSAT CC 3.6 4motion	06/08		T720		
NEW BEETLE Convertible 2.0	09/02		T600			PASSAT Estate 1.6	07/94	12/95	T600	860.530D	
NEW BEETLE Convertible 2.5	07/05		T720	874.680D		PASSAT Estate 1.8	08/90	05/97	T600	860.530D	
PASSAT 1.4 TSI	05/07		T510			PASSAT Estate 1.9 TD	03/91	05/97	T720	874.680D	
PASSAT 1.6	10/94	05/05	T600			PASSAT Estate 1.9 TDI	10/93	05/97	T720	874.680D	
PASSAT 1.8	08/90	03/05	T600			PASSAT Estate 2.0	02/90	05/97	T600	860.530D	
PASSAT 1.8 4motion	03/01	05/05	T600			PASSAT Estate 2.0 16V	01/94	05/97	T600	860.530D	
PASSAT 1.8 GL	08/91	09/93	T600	860.530D		PASSAT Estate 2.0 Syncro	10/90	05/97	T600	860.530D	
PASSAT 1.8 Syncro/4motion	10/96	11/00	T600	860.530D		PASSAT Estate 2.8 CL Syncro	10/94	12/95	T600	860.530D	
PASSAT 1.8 T	10/96	05/05	T600			PASSAT Estate 2.8 VR6	06/91	05/97	T720	874.680D	
PASSAT 1.8 T 20V	11/00	05/05	T600			PASSAT Estate 2.9 VR6 Syncro	01/94	05/97	T720	874.680D	
PASSAT 1.8 T Syncro	11/96	08/00	T600	860.530D		PASSAT Variant 1.4 TSI	05/07		T510		
PASSAT 1.9 TD	03/91	08/96	T720	874.680D		PASSAT Variant 1.6	06/97	05/05	T600		
PASSAT 1.9 TDI	10/93		T720	874.680D		PASSAT Variant 1.8	06/97	11/00	T600	860.530D	
PASSAT 1.9 TDI 4motion	08/99	05/05			882.LB4D	PASSAT Variant 1.8 4motion	03/01	05/05	T600		
PASSAT 1.9 TDI Syncro/4motion	10/96	11/00	T720	874.680D		PASSAT Variant 1.8 Syncro/4motion	06/97	11/00	T600	860.530D	

MARCHIO E MODELLO	DA	A	Sigla identificativa			MARCHIO E MODELLO	DA	A	Sigla identificativa		
			Riferimento IRIDIUM TOP	Riferimento IRIDIUM	Senza Manutenzione				Riferimento IRIDIUM TOP	Riferimento IRIDIUM	Senza Manutenzione
VOLKSWAGEN cont.						VOLKSWAGEN cont.					
PASSAT Variant 1.8 T	06/97	08/05	T600			POL0 1.3	10/90	08/94	T510	850.450D / 844.360D	
PASSAT Variant 1.8 T 20V	11/00	05/05	T600			POL0 1.4	10/99		T510	850.450D	
PASSAT Variant 1.9 TDI	06/97		T720	874.680D		POL0 1.4 16V	10/99		T510	850.450D	
PASSAT Variant 1.9 TDI 4motion	08/99	05/05			882.LB4D	POL0 1.4 D	10/90	09/94	T600	860.530D	
PASSAT Variant 1.9 TDI Syncro/4motion	06/97	11/00	T720	874.680D		POL0 1.4 FSI	02/02	07/06	T510	850.450D	
PASSAT Variant 2.0	04/00	05/05	T600			POL0 1.4 TDI	10/99		T720	874.680D	
PASSAT Variant 2.0 4motion	04/00	05/05	T600			POL0 1.6	08/02	05/05	T510	850.450D	
PASSAT Variant 2.0 TDi	12/03		T720	874.680D		POL0 1.6 16V	05/06		T510	850.450D	
PASSAT Variant 2.0 TDI 16V	08/05		T720	874.680D		POL0 1.6 16V GTI	10/99	09/01	T600	860.530D	
PASSAT Variant 2.0 TDI 16V 4motion	08/05		T720	874.680D		POL0 1.7 SDI	04/97	09/01	T600	860.530D	
PASSAT Variant 2.0 TDI 4motion	08/05		T720	874.680D		POL0 1.8 GTI	09/05		T600		
PASSAT Variant 2.3 VR5	06/97	05/05	T720	874.680D		POL0 1.8 GTi Cup Edition	05/06		T600		
PASSAT Variant 2.3 VR5 4motion	11/00	05/05	T720	874.680D		POL0 1.9 D	10/99	09/01	T600	860.530D	
PASSAT Variant 2.3 VR5 Syncro/4motion	10/97	11/00	T720	874.680D		POL0 1.9 SDI	10/99		T720	874.680D	
PASSAT Variant 2.5 TDI	07/98	05/05	T720	874.680D		POL0 1.9 TDI	10/01		T720	874.680D	
PASSAT Variant 2.5 TDI 4motion	11/00	05/05			882.LB4D	POL0 100 1.4 16V	04/96	10/99	T510	850.450D	
PASSAT Variant 2.5 TDI Syncro/4motion	12/98	11/00	T720	874.680D		POL0 120 1.6 16V GTI	09/98	10/99	T510	850.450D	
PASSAT Variant 2.8 4motion	11/00	05/05	T720	874.680D		POL0 2.0	10/04		T600		
PASSAT Variant 2.8 Syncro	05/97	09/99	T720	874.680D		POL0 45 1.0	10/94	09/96	T510	850.450D / 844.360D	
PASSAT Variant 2.8 V6	06/97	11/00	T720	874.680D		POL0 50 1.0	09/96	10/99	T510	850.450D / 844.360D	
PASSAT Variant 2.8 V6 4motion	09/99	11/00	T720	874.680D		POL0 55 1.3	10/94	07/95	T510	850.450D / 844.360D	
PASSAT Variant 2.8 V6 Syncro/4motion	06/97	11/00	T720	874.680D		POL0 55 1.4	08/95	10/99	T510	850.450D / 844.360D	
PASSAT Variant 3.2 FSI	11/05		T720	874.680D		POL0 60 1.4	07/95	10/99	T510	850.450D / 844.360D	
PASSAT Variant 3.2 FSI 4motion	11/05		T720	874.680D		POL0 60 1.7 SDI	08/97	10/99	T600	860.530D	
PASSAT Variant 3.6 FSI	09/05		T720	874.680D		POL0 64 1.9 D	10/94	10/99	T600	860.530D	
PASSAT Variant 3.6 FSI 4motion	09/05		T720	874.680D		POL0 64 1.9 SDI	07/96	10/99	T720	874.680D	
PASSAT Variant 3.6 R36 4motion	04/07		T720	874.680D		PHAETON 3.0 V6 TDI 4motion	09/04				882.LB4D
PASSAT Variant 4.0 W8 4motion	09/01	05/05	T720	874.680D		PHAETON 3.2 V6	04/02		T720	874.680D	
PHAETON 3.0 V6 TDI 4motion	09/04				882.LB4D	PHAETON 3.2 V6 4motion	02/04		T720	874.680D	
PHAETON 3.2 V6	04/02		T720	874.680D		PHAETON 3.6 V6 4motion	11/08		T720		
PHAETON 3.2 V6 4motion	02/04		T720	874.680D		PHAETON 4.2 V8 4motion	05/03				882.LB4D
PHAETON 3.6 V6 4motion	11/08		T720			PHAETON 5.0 V10 TDI 4motion	11/02				882.LB4D
PHAETON 4.2 V8 4motion	05/03				882.LB4D	PHAETON 6.0 W12 4motion	04/02				882.LB4D
PHAETON 5.0 V10 TDI 4motion	11/02				882.LB4D	POL0 1.0	10/99	09/01	T510	850.450D / 844.360D	
PHAETON 6.0 W12 4motion	04/02				882.LB4D	POL0 1.2	04/01		T510	850.450D	
POL0 1.0	10/99	09/01	T510	850.450D / 844.360D		POL0 1.2 12V	10/01		T510	850.450D	
POL0 1.2	04/01		T510	850.450D		POL0 1.2 TSI	06/09		T510	850.450D	
POL0 1.2 12V	10/01		T510	850.450D							
POL0 1.2 TSI	06/09		T510	850.450D		POL0 CLASSIC 1.4 D	10/90	09/94	T600	860.530D	
						POL0 Coupe 1.3	03/91	09/94	T510	850.450D	
						POL0 Coupe 1.3 G40	08/90	09/94	T510	850.450D	
						POL0 Coupe 1.4 D	08/90	09/94	T600	860.530D	

MARCHIO E MODELLO	DA	A	Sigla identificativa			MARCHIO E MODELLO	DA	A	Sigla identificativa		
			Riferimento IRIDIUM TOP	Riferimento IRIDIUM	Senza Manutenzione				Riferimento IRIDIUM TOP	Riferimento IRIDIUM	Senza Manutenzione
VOLKSWAGEN <i>cont.</i>						VOLKSWAGEN <i>cont.</i>					
POLO PLAYA 1.4	05/96	07/02	T510	850.450D		TOUAREG 2.5 R5 TDI	01/03		T850	892.760	
POLO Saloon 1.0	08/96	10/03	T510	850.450D		TOUAREG 3.0 TDI	12/06		T850	892.760	
POLO Saloon 1.4	05/96		T510	850.450D		TOUAREG 3.0 V6 TDI	11/04		T850	892.760	
POLO Saloon 1.4 TDI	07/03		T600			TOUAREG 3.2 V6	10/02	11/06	T850	892.760	
POLO Saloon 1.6			T510	850.450D		TOUAREG 3.6 V6 FSI	03/06		T850	892.760	
POLO Saloon 1.6 Total Flex	10/04		T510	850.450D		TOUAREG 4.2 V8	12/02	11/06	T850	892.760	
POLO Saloon 1.8	05/96	07/02	T600			TOUAREG 4.2 V8 FSI	12/06		T850	892.760	
POLO Saloon 1.8 Hybrid	04/97	09/98	T600	860.530D		TOUAREG 4.2 V8 TDI	04/10		T850		
POLO Saloon 1.9 D	06/96	09/01	T600	860.530D		TOUAREG 5.0 R50 TDI	11/07		T850		
POLO Saloon 1.9 SDI	09/02		T720	874.680D		TOUAREG 5.0 V10 TDI	10/02		T850	892.760	
POLO Saloon 1.9 TDI	09/02		T720	874.680D		TOUAREG 6.0 W12	03/05		T850	892.760	
POLO Saloon 100	12/95	09/01	T510	850.450D		TOURAN 1.4 FSI	12/06		T600		
POLO Saloon 110 1.9 TDI	06/98	09/01	T720	874.680D		TOURAN 1.4 TSI	02/06		T600		
POLO Saloon 2.0	06/99		T600			TOURAN 1.6	07/03		T600		
POLO Saloon 54 1.4	01/98	08/99	T510	850.450D		TOURAN 1.6 FSI	02/03		T600		
POLO Saloon 57 1.7 SDI	07/97	09/01	T720	874.680D		TOURAN 1.9 TDI	02/03				882.LB4D
POLO Saloon 60 1.4	12/95	09/01	T510	850.450D		TOURAN 2.0 TDI	02/03				882.LB4D
POLO Saloon 64 1,9 D	01/96	10/96	T600	860.530D		TOURAN 2.0 TDI 16V	08/03				882.LB4D
POLO Saloon 64 1.9 SDI	12/95	08/99	T720	874.680D		TRANSPORTER Mk IV Box 1.6		07/00			860.600D
POLO Saloon 68 1.9 SDI	08/99	09/01	T720	874.680D		TRANSPORTER Mk IV Box 1.8	07/92	07/00			860.600D
POLO Saloon 75	11/95	09/01	T510	850.450D		TRANSPORTER Mk IV Box 1.9	07/92	07/00			860.600D
POLO Saloon 75 1.4 16V	10/99	09/01	T510	850.450D		TRANSPORTER Mk IV Box 1.9 D	07/90	04/03	T720	874.680D	
POLO Saloon 75 1.6	11/95	09/97	T510	850.450D		TRANSPORTER Mk IV Box 1.9 TD	10/92	04/03	T720	874.680D	
POLO Saloon 90 1.8	01/97	09/01	T600	860.530D		TRANSPORTER Mk IV Box 2.0	07/90	04/03			860.600D
POLO Saloon 90 1.9 TDI	09/96	09/01	T720	874.680D		TRANSPORTER Mk IV Box 2.4 D	07/90	04/03	T720	874.680D	
POLO Variant 1.4	05/97	09/01	T510	850.450D		TRANSPORTER Mk IV Box 2.4 D Syncro	10/92	09/98	T720	874.680D	
POLO Variant 1.4 16V	10/99	09/01	T510	850.450D		TRANSPORTER Mk IV Box 2.5	11/90	04/03	T720	874.680D	
POLO Variant 1.6	05/97	09/01	T510	850.450D		TRANSPORTER Mk IV Box 2.5 Syncro	10/92	04/03	T720	874.680D	
POLO Variant 1.7 SDI	08/97	09/01	T720	874.680D		TRANSPORTER Mk IV Box 2.5 TDI	09/95	04/03			882.LB4D
POLO Variant 1.8	05/97	09/01	T600	860.530D		TRANSPORTER Mk IV Box 2.5 TDI Syncro	09/95	04/03			882.LB4D
POLO Variant 1.9 SDI	06/97	09/01	T720	874.680D		TRANSPORTER Mk IV Box 2.8 VR6	05/96	04/03	T720	874.680D	
POLO Variant 1.9 TDI	05/97	09/01	T720	874.680D		TRANSPORTER Mk IV Bus 1.6	07/92	07/00			860.600D
SCIROCCO 2.0 TDI	09/08				882.LB4D	TRANSPORTER Mk IV Bus 1.8	12/90	07/92			860.600D
SHARAN 1.8 T 20V	09/97		T600	860.530D		TRANSPORTER Mk IV Bus 1.9	07/92	07/00			860.600D
SHARAN 1.9 TDI	09/95		T720	874.680D		TRANSPORTER Mk IV Bus 1.9 D	09/90	04/03	T720	874.680D	
SHARAN 1.9 TDI 4motion	04/00		T720	874.680D		TRANSPORTER Mk IV Bus 1.9 Hybrid	07/92	07/00	T720	874.680D	
SHARAN 2.0			T600	860.530D		TRANSPORTER Mk IV Bus 1.9 TD	10/92	04/03	T720	874.680D	
SHARAN 2.0 TDI	11/05		T720	874.680D		TRANSPORTER Mk IV Bus 2.0	09/90	04/03			860.600D
SHARAN 2.8 V6 24V	04/00		T720	874.680D		TRANSPORTER Mk IV Bus 2.4 D	09/90	04/03	T720	874.680D	
SHARAN 2.8 V6 24V 4motion	04/00		T720	874.680D		TRANSPORTER Mk IV Bus 2.4 D Syncro	10/92	09/98	T720	874.680D	
SHARAN 2.8 VR6	09/95	04/00	T720	874.680D							
SHARAN 2.8 VR6 Syncro	11/96	04/00	T720	874.680D							
TARO 2.4 D	09/91	03/97			875.D26S						
TARO 2.4 D 4x4	07/94	03/97			875.D26S						
TIGUAN 2.0 TDI 4motion	09/07		T720	874.680D							

MARCHIO E MODELLO	DA	A	Sigla identificativa			MARCHIO E MODELLO	DA	A	Sigla identificativa		
			Riferimento IRIIDIUM TOP	Riferimento IRIIDIUM	Senza Manutenzione				Riferimento IRIIDIUM TOP	Riferimento IRIIDIUM	Senza Manutenzione
VOLKSWAGEN cont.						VOLKSWAGEN cont.					
TRANSPORTER Mk IV Bus 2.5	11/90	04/03	T720	874.680D		TRANSPORTER Mk V Box 3.2 4motion			T720	874.680D	
TRANSPORTER Mk IV Bus 2.5 Syncro	11/92	04/03	T720	874.680D		TRANSPORTER Mk V Box 3.2 V6	04/03		T720	874.680D	
TRANSPORTER Mk IV Bus 2.5 TDI	09/95	04/03			882.LB4D	TRANSPORTER Mk V Bus 1.9 TDI	04/03				882.LB4D
TRANSPORTER Mk IV Bus 2.5 TDI Syncro	01/96	04/03			882.LB4D	TRANSPORTER Mk V Bus 2.0	11/03		T720	874.680D	
TRANSPORTER Mk IV Bus 2.8 Syncro	01/96	04/96	T720	874.680D		TRANSPORTER Mk V Bus 2.0 BITDI	09/09				882.LB4D
TRANSPORTER Mk IV Bus 2.8 V6	04/00	04/03	T720	874.680D		TRANSPORTER Mk V Bus 2.0 BITDI 4motion	09/09				882.LB4D
TRANSPORTER Mk IV Bus 2.8 VR 6	11/95	04/00	T720	874.680D		TRANSPORTER Mk V Bus 2.0 TDI 4motion	09/09				882.LB4D
TRANSPORTER Mk IV Flatbed / Chassis 1.8	12/90	07/92			860.600D	TRANSPORTER Mk V Bus 2.5 TDI	04/03		T850	892.760	
TRANSPORTER Mk IV Flatbed / Chassis 1.9 D	07/90	04/03	T720	874.680D		TRANSPORTER Mk V Bus 2.5 TDI 4motion	07/04		T850	892.760	
TRANSPORTER Mk IV Flatbed / Chassis 1.9 TD	10/92	04/03	T720	874.680D		TRANSPORTER Mk V Bus 3.2 4motion			T720	874.680D	
TRANSPORTER Mk IV Flatbed / Chassis 2.0	07/90	04/03			860.600D	TRANSPORTER Mk V Bus 3.2 V6			T720	874.680D	
TRANSPORTER Mk IV Flatbed / Chassis 2.4 D	09/90	04/03	T720	874.680D		TRANSPORTER Mk V Flatbed / Chassis 1.9 TDI	04/03				882.LB4D
TRANSPORTER Mk IV Flatbed / Chassis 2.4 D Syncro	10/92	09/98	T720	874.680D		TRANSPORTER Mk V Flatbed / Chassis 2.0	11/03		T720	874.680D	
TRANSPORTER Mk IV Flatbed / Chassis 2.5	11/90	04/03	T720	874.680D		TRANSPORTER Mk V Flatbed / Chassis 2.0 BITDI	09/09				882.LB4D
TRANSPORTER Mk IV Flatbed / Chassis 2.5 Syncro	10/92	04/03	T720	874.680D		TRANSPORTER Mk V Flatbed / Chassis 2.0 BITDI 4motion	09/09				882.LB4D
TRANSPORTER Mk IV Flatbed / Chassis 2.5 TDI	09/95	04/03			882.LB4D	TRANSPORTER Mk V Flatbed / Chassis 2.0 TDI	09/09				882.LB4D
TRANSPORTER Mk IV Flatbed / Chassis 2.5 TDI Syncro	05/98	04/03			882.LB4D	TRANSPORTER Mk V Flatbed / Chassis 2.0 TDI 4motion	09/09				882.LB4D
TRANSPORTER Mk IV Flatbed / Chassis 2.8	05/96	05/00	T720	874.680D		TRANSPORTER Mk V Flatbed / Chassis 2.5 TDI	04/03				882.LB4D
TRANSPORTER Mk IV Flatbed / Chassis 2.8 VR6	06/00	04/03	T720	874.680D		TRANSPORTER Mk V Flatbed / Chassis 2.5 TDI 4motion	05/03				882.LB4D
TRANSPORTER Mk V Box 1.9 TDI	04/03				882.LB4D	TRANSPORTER Mk V Flatbed / Chassis 3.2 4motion	11/03	06/06	T720	874.680D	
TRANSPORTER Mk V Box 2.0	11/03		T720	874.680D		TRANSPORTER Mk V Flatbed / Chassis 3.2 V6	08/03		T720	874.680D	
TRANSPORTER Mk V Box 2.0 BITDI	09/09				882.LB4D	VENTO 1.4	11/91	09/98			844.420D
TRANSPORTER Mk V Box 2.0 BITDI 4motion	09/09				882.LB4D	VENTO 1.6	09/92	09/98			844.420D
TRANSPORTER Mk V Box 2.0 TDI	09/09				882.LB4D	VENTO 1.8	11/91	09/98			860.600D
TRANSPORTER Mk V Box 2.0 TDI 4motion	09/09				882.LB4D	VENTO 1.9 D	11/91	09/98			871.680
TRANSPORTER Mk V Box 2.5 Tdi	04/03				882.LB4D	VENTO 1.9 SDI	04/97	09/98			871.680
TRANSPORTER Mk V Box 2.5 Tdi 4motion	07/04				882.LB4D	VENTO 1.9 TD	11/91	09/98			871.680
						VENTO 1.9 TDI	09/93	09/98			871.680
						VENTO 2.0	11/91	09/98			860.600D

MARCHIO E MODELLO	DA	A	Sigla identificativa			MARCHIO E MODELLO	DA	A	Sigla identificativa		
			Riferimento IRIIDIUM TOP	Riferimento IRIIDIUM	Senza Manutenzione				Riferimento IRIIDIUM TOP	Riferimento IRIIDIUM	Senza Manutenzione
VOLKSWAGEN cont.						VOLVO cont.					
VENTO 2.0 GL	11/91	07/98			860.600D	850 Estate 2.3 T5 R	04/96	10/96	T600	860.530D	
VENTO 2.8 VR6	01/92	09/98			860.600D	850 Estate 2.3 T5-R	08/95	12/96	T720	874.680D	
GOLF Mk III 1.8 Syncro	01/93	08/97			860.600D	850 Estate 2.3 Turbo R	06/95	10/97	T600	860.530D	
GOLF Mk III 1.9 TDI Syncro	08/95	08/97	T720	874.680D		850 Estate 2.4 GLE	09/93	10/97	T600	860.530D	
GOLF Mk III 2.0 Syncro	08/95	08/97			860.600D	850 Estate 2.5	08/92	12/96	T600	860.530D	
GOLF Mk III 2.9 VR6 Syncro	10/94	08/97			860.600D	850 Estate 2.5 AWD	04/96	12/96	T600	860.530D	
KAEFER 1600 i	10/92	07/03			844.420D	850 Estate 2.5 TDI	08/95	12/96	T720	874.680D	
NEW BEETLE RSI 3.2	04/00	05/01	T720	874.680D		940 2.0	09/90	07/94	T600	860.530D	
						940 2.0 GL	09/90	04/92	T600	860.530D	
						940 2.0 Turbo	08/90	12/94	T720	874.680D	
						940 2.3		12/94	T600	860.530D	
						940 2.3 Turbo	08/90	12/98	T600	860.530D	
						940 2.4 D	08/90	12/94	T720	874.680D	
240 Kombi 2.3 CAT	08/91	07/92	T600	860.530D		940 2.4 TD Intercooler	08/90	12/94	T720	874.680D	
440 K 1.6	09/91	08/93	T600	860.530D		940 2.4 Turbo Diesel	08/90	12/94	T720	874.680D	
440 K 1.7 Turbo	01/91	12/96	T600	860.530D		940 Kombi 2.0	09/90	07/94	T600	860.530D	
440 K 1.8	08/91	12/96	T600	860.530D		940 Kombi 2.0 GL	09/90	04/92	T600	860.530D	
440 K 1.9 Turbo-Diesel	07/94	12/96	T850	892.760		940 Kombi 2.0 Turbo	01/91	07/95	T720	874.680D	
440 K 2.0	08/92	07/96	T600	860.530D		940 Kombi 2.3		12/94	T600	860.530D	
460 L 1.6	07/92	07/96	T600	860.530D		940 Kombi 2.3 Turbo	08/90	07/94	T600	860.530D	
460 L 1.7	09/90	07/96	T600	860.530D		940 Kombi 2.4 D	08/90	07/95	T720	874.680D	
460 L 1.7 Turbo	01/91	07/96	T600	860.530D		940 Kombi 2.4 TD Intercooler	08/90	08/94	T850	892.760	
460 L 1.8	08/91	07/96	T600	860.530D		940 Kombi 2.4 Turbo Diesel	08/90	07/94	T720	874.680D	
460 L 1.9 Turbo-Diesel	07/94	07/96	T720	874.680D		940 Mk II 2.0	10/94	05/97	T600	860.530D	
460 L 2.0	08/92	07/96	T600	860.530D		940 Mk II 2.0 GLT	10/94	05/97	T600	860.530D	
480 E 1.7 Turbo	01/91	07/96	T600	860.530D		940 Mk II 2.0 Turbo	04/96	10/98	T720	874.680D	
480 E 2.0	08/92	09/95	T600	860.530D		940 Mk II 2.3		10/98	T600	860.530D	
740 2.0	09/90	08/92	T600	860.530D		940 Mk II 2.3 ti	01/95	10/98	T720	874.680D	
740 2.0 Turbo	09/90	08/91	T600	860.530D		940 Mk II 2.3 Turbo	08/94	10/98	T720	874.680D	
740 Kombi 2.0	09/90	08/92	T600	860.530D		940 Mk II 2.4 TD Interc.	08/94	10/98	T720	874.680D	
740 Kombi 2.0 Turbo	09/90	08/91	T600	860.530D		940 Mk II Estate 2.0	10/94	05/97	T600	860.530D	
850 2.0	06/91	12/96	T600	860.530D		940 Mk II Estate 2.0 GLT	10/94	05/97	T600	860.530D	
850 2.0 Turbo	08/93	12/96	T600	860.530D		940 Mk II Estate 2.0 Turbo	04/96	10/98	T720	874.680D	
850 2.3	01/96	10/96	T600	860.530D		940 Mk II Estate 2.3		10/98	T600	860.530D	
850 2.3 T5	08/93	07/96	T600	860.530D		940 Mk II Estate 2.3 ti	01/95	10/98	T720	874.680D	
850 2.3 T5 R	04/96	10/96	T600	860.530D		940 Mk II Estate 2.3 Turbo	08/94	10/98	T600	860.530D	
850 2.3 T5-R	08/95	12/96	T720	874.680D		940 Mk II Estate 2.4 TD Interc.	08/94	10/98	T720	874.680D	
850 2.3 Turbo R	06/95	10/96	T600	860.530D		960 2.0		09/93	T600	860.530D	
850 2.4 GLE	09/93	10/97	T600	860.530D		960 2.3 Turbo	09/90	08/93	T600	860.530D	
850 2.5	06/91	12/96	T600	860.530D		960 2.4 TD Interc.	09/91	07/94	T720	874.680D	
850 2.5 TDi	08/95	12/96	T720	874.680D		960 2.8 GL	09/90	05/92	T600	860.530D	
850 Estate 2.0	02/93	12/96	T600	860.530D		960 2.9	08/90	07/94	T720	874.680D	
850 Estate 2.0 Turbo	02/93	10/97	T600	860.530D		960 Kombi 2.0	08/90	09/93	T600	860.530D	
850 Estate 2.3	01/96	10/96	T600	860.530D		960 Kombi 2.3 Turbo	09/90	08/93	T600	860.530D	
850 Estate 2.3 T5	02/93	12/96	T600	860.530D		960 Kombi 2.4 TD Interc.	09/91	07/94	T850	892.760	

MARCHIO E MODELLO	DA	A	Sigla identificativa			MARCHIO E MODELLO	DA	A	Sigla identificativa		
			Riferimento IRIDIUM TOP	Riferimento IRIDIUM	Senza Manutenzione				Riferimento IRIDIUM TOP	Riferimento IRIDIUM	Senza Manutenzione
VOLVO cont.						VOLVO cont.					
960 Kombi 2.4 Tdi	09/90	08/93	T600	860.530D		S40 II 1.8	04/04		T600		
960 Kombi 2.8	09/90	05/92	T600	860.530D		S40 II 1.8 FlexFuel	01/06		T600		
960 Kombi 2.9	08/90	07/94	T720	874.680D		S40 II 2.0	10/06		T720	874.680D	
960 Mk II 2.5	07/94	12/96	T720	874.680D		S40 II 2.0 D	01/04				882.LB4D
960 Mk II 2.9	07/94	12/96	T720	874.680D		S40 II 2.0 D4	07/05				882.LB4D
960 Mk II Estate 2.5	08/94	12/96	T720	874.680D		S40 II 2.4	01/04		T720	874.680D	
960 Mk II Estate 2.9	09/94	12/96	T720	874.680D		S40 II 2.4 AWD	08/06		T720	874.680D	
C30 1.6	10/06		T600			S40 II 2.4 D5	03/06				882.LB4D
C30 1.6 D	10/06				882.LB4D	S40 II T5	01/04		T720	874.680D	
C30 1.8	10/06		T600			S40 II T5 AWD	04/04		T720	874.680D	
C30 1.8 FlexFuel	01/07		T720	874.680D		S60 2.0 T	09/01		T720	874.680D	
C30 2.0	10/06		T720	874.680D		S60 2.3 T5	07/00	09/02	T720	874.680D	
C30 2.0 d	10/06				882.LB4D	S60 2.4	11/00		T720	874.680D	
C30 2.4 D5	10/06				882.LB4D	S60 2.4 AWD	02/04		T720	874.680D	
C30 2.4 i	10/06		T720	874.680D		S60 2.4 Bifuel	06/02		T720	874.680D	
C30 D5	10/06				882.LB4D	S60 2.4 D	12/01		T850	892.760	
C30 T5	10/06		T720	874.680D		S60 2.4 D5	07/01		T850	892.760	
C70 I Convertible 2.0	03/98	10/05	T600	860.530D		S60 2.4 T	11/00		T720	874.680D	
C70 I Convertible 2.0 T	03/98	10/05	T600	860.530D		S60 2.4 T AWD	11/01		T720	874.680D	
C70 I Convertible 2.3 T5	07/02	10/05	T720	874.680D		S60 2.4 T5	04/04		T720	874.680D	
C70 I Convertible 2.3 T-5	03/98	10/05	T600	860.530D		S60 2.5 T	02/04		T720	874.680D	
C70 I Convertible 2.4 T	07/02	10/05	T720	874.680D		S60 2.5 T AWD	04/04		T720	874.680D	
C70 I Convertible 2.5	06/98	10/05	T720	874.680D		S60 II 2.0 T	04/10		T720		
C70 I Convertible 2.5 T	03/98	10/05	T720	874.680D		S60 II D3	04/10		T720		
C70 I Coupe 2.0	03/97	09/02	T720	874.680D		S60 II D5	04/10		T850		
C70 I Coupe 2.0 T	03/97	09/02	T720	874.680D		S60 II D5 AWD	04/10		T850		
C70 I Coupe 2.3 T-5	03/97	09/02	T720	874.680D		S60 II T3	04/10		T720		
C70 I Coupe 2.5	03/99	09/02	T720	874.680D		S60 II T4	04/10		T720		
C70 I Coupe 2.5 T	03/97	09/02	T720	874.680D		S60 II T5	04/10		T720		
C70 II Convertible 2.0 D	01/08				882.LB4D	S60 II T6 AWD	04/10		T720		
C70 II Convertible 2.4	03/06		T720	874.680D		S60 R 2,5 T	03/03		T720	874.680D	
C70 II Convertible 2.4 i	03/06		T720	874.680D		S60 T5	11/00		T720	874.680D	
C70 II Convertible D5	03/06				882.LB4D	S70 2.0	01/97	11/00	T600	860.530D	
C70 II Convertible T5	03/06		T720	874.680D		S70 2.0 Turbo	01/97	11/00	T600	860.530D	
S40 I 1.6	09/95	12/03	T600	860.530D		S70 2.3	04/99	09/00	T720	874.680D	
S40 I 1.8	07/95	12/03	T600	860.530D		S70 2.3 AWD	04/99	09/00	T720	874.680D	
S40 I 1.8 i	03/98	12/03	T600	860.530D		S70 2.3 T-5	01/97	11/00	T720	874.680D	
S40 I 1.9 DI	03/99	12/03	T720	874.680D		S70 2.3 T5 AWD	11/96	09/00	T720	874.680D	
S40 I 1.9 T4	05/97	07/00	T720	874.680D		S70 2.3 T5 R AWD	11/96	09/98	T720	874.680D	
S40 I 1.9 TD	07/95	08/99	T720	874.680D		S70 2.3 Turbo	01/97	11/00	T720	874.680D	
S40 I 2.0		12/03	T600	860.530D		S70 2.4	01/97	11/00	T720	874.680D	
S40 I 2.0 T	10/97	12/03	T600			S70 2.4 AWD	11/96	09/00	T720	874.680D	
S40 I 2.0 T4	07/00	12/03	T720	874.680D		S70 2.4 Blu-Fuel	07/97	09/00	T720	874.680D	
S40 II 1.6	01/05		T600			S70 2.4 T5 AWD	11/96	04/99	T720	874.680D	
S40 II 1.6 D	01/05				882.LB4D	S70 2.4 Turbo	01/97	11/00	T850	892.760	

MARCHIO E MODELLO	DA	A	Sigla identificativa			MARCHIO E MODELLO	DA	A	Sigla identificativa		
			Riferimento IRIDIUM TOP	Riferimento IRIDIUM	Senza Manutenzione				Riferimento IRIDIUM TOP	Riferimento IRIDIUM	Senza Manutenzione
VOLVO <small>cont.</small>						VOLVO <small>cont.</small>					
S70 2.5	01/97	11/00	T720	874.680D		V40 Estate 2.0 D	12/02	06/04	T720	874.680D	
S70 2.5 Bifuel	10/98	11/00	T600	860.530D		V40 Estate 2.0 T	10/97	06/04	T600		
S70 2.5 TDi	01/97	11/00	T720	874.680D		V40 Estate 2.0 T4	07/00	06/04	T720	874.680D	
S70 2.5 TDi AWD	10/99	09/00	T720	874.680D		V50 1.6	01/05				860.600D
S80 2.0	06/98	07/06	T720	874.680D		V50 1.6 D	01/05				882.LB4D
S80 2.0 T	06/98	07/06	T720	874.680D		V50 1.8	04/04				860.600D
S80 2.3 R	04/00	08/05	T720	874.680D		V50 2.0 d	04/04				882.LB4D
S80 2.4	01/99	07/06	T720	874.680D		V50 2.4	04/04		T720	874.680D	
S80 2.4 Bifuel	09/01	07/06	T720	874.680D		V50 2.4 AWD	08/06		T850	892.760	
S80 2.4 D	10/01	07/06	T850	892.760		V50 2.4 D5	03/06				882.LB4D
S80 2.4 D5	08/01	07/06	T850	892.760		V50 2.4 Tdi	05/07				882.LB4D
S80 2.4 LTP	06/04	07/06	T720	874.680D		V50 T5	04/04		T720	874.680D	
S80 2.4 T	06/00	07/06	T720	874.680D		V50 T5 AWD	04/04		T720	874.680D	
S80 2.4 T5 AWD	04/00	09/03	T720	874.680D		V70 2.0	01/97	03/00	T600	860.530D	
S80 2.5 T	03/03	07/06	T720	874.680D		V70 2.0 Turbo	01/97	03/00	T600	860.530D	
S80 2.5 T AWD	07/03	07/06	T720	874.680D		V70 2.0 Turbo AWD	01/97	03/00	T720	874.680D	
S80 2.5 TDi	01/99	07/06	T850	892.760		V70 2.3 AWD	04/97	02/00	T720	874.680D	
S80 2.8 T6	05/98	07/06	T720	874.680D		V70 2.3 T AWD	04/97	03/00	T720	874.680D	
S80 2.9	05/98	07/06	T720	874.680D		V70 2.3 T-5	01/97	03/00	T720	874.680D	
S80 3.0	06/01	07/06	T720	874.680D		V70 2.3 T-5 AWD	01/97	03/00	T720	874.680D	
S80 3.0 T6	06/01	07/06	T720	874.680D		V70 2.3 Turbo	01/97	03/00	T600	860.530D	
S80 II 1.6 D DRIVe	01/10		T720			V70 2.4	01/97	05/00	T720	874.680D	
S80 II 2.0 TDi	02/08		T850			V70 2.4 AWD	10/98	02/00	T720	874.680D	
S80 II 2.4 D	03/06		T850	892.760		V70 2.4 Bifuel	08/99	03/00	T720	874.680D	
S80 II 2.4 D5	03/06		T850	892.760		V70 2.4 Turbo	01/97	03/00	T720	874.680D	
S80 II 2.4 D5 AWD	01/07		T850			V70 2.5	01/97	03/00	T720	874.680D	
S80 II 2.5 T	03/06		T720	874.680D		V70 2.5 AWD	03/99	03/00	T720	874.680D	
S80 II 2.5 T AWD	10/06		T720	874.680D		V70 2.5 Bifuel	10/98	08/99	T600	860.530D	
S80 II 2.5 T FlexFuel	05/08		T720			V70 2.5 TDi	01/97	05/00	T850	892.760	
S80 II 3.0 T6 AWD	01/07		T720	874.680D		V70 2.5 TDi AWD	11/96	02/00	T850	892.760	
S80 II 3.2	03/06		T720	874.680D		V70 2.5 Turbo AWD	01/97	05/00	T720	874.680D	
S80 II 3.2 AWD	01/07		T720	874.680D		V70 III Estate 1.6 D	01/10				882.LB4D
S80 II 4.4	08/06		T720	874.680D		V70 III Estate 2.0	10/07				882.LB4D
S80 II 4.4 V8 AWD	03/06		T720	874.680D		V70 III Estate 2.0 D	10/07				882.LB4D
S90 2.5		10/98	T720	874.680D		V70 III Estate 2.0 FlexiFuel	01/08		T720		
S90 2.9	01/97	05/98	T720	874.680D		V70 III Estate 2.4 D	08/07				882.LB4D
V40 Estate 1.6	12/95	06/04	T600	860.530D		V70 III Estate 2.4 D5	08/07				882.LB4D
V40 Estate 1.8	07/95	06/04	T600	860.530D		V70 III Estate 2.4 D5 AWD	10/07				882.LB4D
V40 Estate 1.8 Bi-Fuel	11/99	08/03	T600	860.530D		V70 III Estate 2.5 T	08/07				882.LB4D
V40 Estate 1.8 Blu-Fuel	06/01	08/03	T600			V70 III Estate 2.5 T FlexiFuel	05/08				882.LB4D
V40 Estate 1.8 i	03/98	06/04	T600	860.530D		V70 III Estate 3.0 T6 AWD	08/07				882.LB4D
V40 Estate 1.9 DI	03/99	06/04	T720	874.680D		V70 III Estate 3.2	08/07				882.LB4D
V40 Estate 1.9 T4	05/97	07/00	T600	860.530D		V70 III Estate 3.2 AWD	08/07				882.LB4D
V40 Estate 1.9 TD	07/95	08/99	T720	874.680D		V70 Mk II 2.3	10/00	09/04	T850	892.760	
V40 Estate 2.0		06/04	T600	860.530D		V70 Mk II 2.3 AWD	10/00	09/04	T850	892.760	

MARCHIO E MODELLO	DA	A	Sigla identificativa			MARCHIO E MODELLO	DA	A	Sigla identificativa		
			Riferimento IRIDIUM TOP	Riferimento IRIDIUM	Senza Manutenzione				Riferimento IRIDIUM TOP	Riferimento IRIDIUM	Senza Manutenzione
VOLVO cont.						VOLVO cont.					
V70 Mk II 2.3 T5	03/00		T720			XC 90 V8	01/05		T720		
V70 Mk II 2.4			T850	892.760		XC60 2.0 T	03/10				882.LB4D
V70 Mk II 2.4 AWD	03/00	09/03	T850	892.760		XC60 2.4 D	07/09				882.LB4D
V70 Mk II 2.4 Bifuel	09/01		T850	892.760		XC60 2.4 D AWD	05/08				882.LB4D
V70 Mk II 2.4 D	12/01		T850	892.760		XC60 3.2 AWD	07/09				882.LB4D
V70 Mk II 2.4 D5	08/01		T850	892.760		XC60 D5 AWD	05/08				882.LB4D
V70 Mk II 2.4 D5 AWD	03/03		T850	892.760		XC60 DRIVe	03/10				882.LB4D
V70 Mk II 2.4 T AWD	09/01		T850	892.760		XC60 T6 AWD	05/08		T720		
V70 Mk II 2.4 T5	04/04		T720			XC70 CROSS COUNTRY 2.4 AWD	03/00	09/03	T720	874.680D	
V70 Mk II 2.5 R Sport	12/02		T850	892.760		XC70 CROSS COUNTRY 2.4 D5 AWD	12/05		T850	892.760	
V70 Mk II 2.5 T	04/04		T850	892.760		XC70 CROSS COUNTRY 2.4 D5 XC AWD	09/02		T850	892.760	
V70 Mk II 2.5 T AWD	09/02		T850	892.760							
V70 Mk II 2.5 TDI	03/00		T850	892.760		XC70 CROSS COUNTRY 2.4 T XC AWD	11/97	09/02	T720	874.680D	
V70 Mk II 3.0 T AWD	08/07		T850								
V70 Mk II 3.2	08/07		T850			XC70 CROSS COUNTRY 2.5 T XC AWD	09/02		T720		
V70 Mk II R 2,5 T	03/03		T850	892.760							
V90 Estate 2.5		10/98	T720	874.680D		XC70 CROSS COUNTRY 3.2	02/07				882.LB4D
V90 Estate 2.9	01/97	12/98	T720	874.680D		XC70 II 2.4 D AWD	08/07				882.LB4D
XC 90 2.5 T	10/02		T720			XC70 II 2.4 D5 AWD	08/07				882.LB4D
XC 90 3.2	05/06		T720			XC70 II 3.0 T6 AWD	01/08				882.LB4D
XC 90 D5	10/02		T850	892.760		XC70 II 3.2 AWD	08/07				882.LB4D
XC 90 T6	10/02		T720			940	09/90	09/93	T600	860.530D	

MARCHIO E MODELLO	Sigla identificativa SENZA MANUTENZIONE/ IRIDIUM	Sigla identificativa HEAVY DUTY	N° BTR	MARCHIO E MODELLO	Sigla identificativa SENZA MANUTENZIONE/ IRIDIUM	Sigla identificativa HEAVY DUTY	N° BTR
ASTRA				DAF			
				cont.			
VEICOLI INDUSTRIALI PESANTI							
				CF 85.410 6x2 (FAR 6x2) (FAC 8x2)		980.1100S	2
HD7 64.34, 64.38, 64.45, 66.34		960.1050D	2	CF85.430 (6x2) (6x4) (8x4)		980.1100S	2
HD7 66.45, 84.38, 84.45, 86.45		985.1200D	2	CF 85.380 FAR (6x2)		980.1100S	2
HD7/C 42.32		960.1050S	1	CF 85.380S (84.43S) (4x2)		980.1100S	2
HD7/C 42.36 (42.40) (42.45) (T)		960.1050S	1	CF 85.430 (4x2) (6x2)		980.1100S	2
HD7/C 44.32 4x4		960.1050S	1	CF 85.430 (85.480) FAC (8x2)		980.1100S	2
HD7/C 44.36 (44.40) (44.45) (T) 4x4		960.1050S	1	CF 85.430 (85.480) FAR (6x2)		980.1100S	2
HD7/C 64.36 (64.40) (64.45) (64.50) (T) 6x4		960.1050S	1	CF 85.460 6x2		980.1100S	2
HD7/C 66.36 (66.40) (66.45) (66.50) (T) 6x6		960.1050S	1	CF 85.480 (4x2), (6x2)		980.1100S	2
HD7/C 84.36 (84.40) (84.45) (84.50) 8x4		960.1050S	1	CF 85.510 8x2 (FAR 6x2)		980.1100S	2
HD7/C 86.40 (86.45) 8x6		960.1050S	1	FA 65.240		920.850S	2
HD7/C 88.45 (88.50) 8x8		960.1050S	1	FA 75.270 RS (75.300 RS) (6x2)		920.850S	2
SV 44.30		960.1050D	2	FA 85.330 (85.360) (85.400)		960.1050S	2
				FA 95.430 (95.500)		960.1050S	2
BEDFORD				FA 95.350 (95.360) (95.380) (95.400)		960.1050S	2
				FA 1100 DT (1300 DT)		920.850S	2
				FA 2105 DT (2505 DHS)		920.850S	2
				FA 2305 (2805) (2826) (3605 DKZ)		960.1050S	2
TRASPORTO LEGGERO				FAS 3605 DKZ (FAT 3626 DKZ)		960.1050S	2
CF 230, 250, 280, 350	610.850D		1	FT 3605 DKZ (FTT 3626 DKZ)		960.1050S	2
CF Series D	610.850D		1	LF 45.130, E06 (45.150, E08)	625.760		2
TJ - series	610.850D		2	LF 45.140 (45.160)	625.760		2
VEICOLI INDUSTRIALI PESANTI				LF 45.170, E10, E12 (45.180, E08, E10) (45.220, E12)	625.760		2
TL 1000, 1260, 1500, 1600	625.760		2	LF 45.2500 E12 (45.280 E15, E18)	625.760		2
TL 2400, 2440, 2800, 3200	625.760		2	LF 55.180 (55.250, E15, E18)	625.760		2
TM 3650, 3800, 4400	625.760		2	LF 55.220, E12, E13	625.760		2
BREMACH				XF95.430 (4x2) (6x2) (8x2)		700.1150S	2
				XF95.480 (4x2) (6x2) (8x2)		700.1150S	2
				XF95.530 (4x2) (6x2)		700.1150S	2
				XF95.430 (95.480) (95.530) FAN 6x2		700.1150S	2
TRASPORTO LEGGERO				XF 105.410 (105.460) (105.510) FAR 6x2		700.1150S	2
BRICK 35 (50) 2.8 TD (4X4)	600.720D		1				
EXTREME 35 (50) 2.8 TD 4X4	600.720D		1	FIAT			
JOB 35 (50) 2.8 TD	600.720D		1				
MOTOCARRI all models	600.720D		1				
DAF				VEICOLI INDUSTRIALI PESANTI			
				50 NC, 55 NC	844.330S		2
				80 NC, 90 NC	600.720D		2
				170, 180, 190		932.950D	2
VEICOLI INDUSTRIALI PESANTI				616 N3, N4	844.330S		2
CF 65.180 (220) (250) (290) 4x2	625.760		2	619		932.950D	2
CF 85.340 (85.360)		980.1100S	2	619 A, B, C, N1		960.1050D	2
CF85.380, 380 6x2		980.1100S	2	645 N2, 650, 655		920.850D	2

MARCHIO E MODELLO	Sigla identificativa SENZA MANUTENZIONE/ IRIDIUM	Sigla identificativa HEAVY DUTY	N° BTR	MARCHIO E MODELLO	Sigla identificativa SENZA MANUTENZIONE/ IRIDIUM	Sigla identificativa HEAVY DUTY	N° BTR
FIAT				IVECO			
cont.							
662 A, B, C, D		920.850D	2	VEICOLI INDUSTRIALI PESANTI			
680 N2, N3, N4		960.1050D	2	175.24		920.850S	2
682, T2, T3, T4		960.1050D	2	180 E30 R, E34 R		960.1050S	2
683		960.1050D	2	180.26 ('87->), 190.26 ('87->)		920.850S	2
684 N		960.1050D	2	180.26 (->'86)		960.1050D	2
684, 691, 697		932.950D	2	190 E27, E30, E31, E35, E34/FP		960.1050S	2
690 N1, N4, T1, T2		960.1050D	2	190 E38, E38/P, E39/P, E42/P,		960.1050S	2
693 N, N1, T1		960.1050D	2	190 E42, E52		980.1100S	2
697 NA, NB, NPA		960.1050D	2	190 E43/P, E47/P, E52/P		960.1050S	2
				190.20, 190.25, 190.26 (->'86)		960.1050D	2
FORD				190.30, 190.32, 190.33 (->'86)		960.1050D	2
				190.33 TURBOSTAR		960.1050S	2
				190.35, 190.36, 190.38 (->'86)		960.1050D	2
				190.36, 190.38 ('87->)		960.1050S	2
VEICOLI INDUSTRIALI PESANTI				190.42 TURBOSTAR		980.1100S	2
1315, 2417, 2624, 3424, 4028	625.760		2	190.48 ('87->)		980.1100S	2
A0509	625.760		1	220.35, 220.38		960.1050D	2
CARGO - series (->'80) 1924, 2117	625.760		2	220.36 ('87->)		960.1050S	2
CARGO 1517	625.760		2	240 E38, E42, E47, E52 (6x2)		960.1050S	2
TRANSCONTINENTAL - series 4427, 4432, 4435	625.760		4	240 E38/PS, E39/PS, E42/PS, E43/PS 6x2		960.1050S	2
				240.26, 240.36, 240.48 ('87->)		960.1050S	2
INBUS				260 E27, E31, E35, E43 6x2		960.1050S	2
				260 E42		980.1100S	2
				300 PC		960.1050D	2
				330.25, 330.26, 330.32, 330.35, 330.36 (->'86)		960.1050D	2
BUS				330.26, 330.30, 330.35 ('87->)		960.1050S	2
S150		700.1150S	2	400 E38TX/P 6x2, E39T/P, E43T/P		960.1050S	2
U150, U210 FT		700.1150S	2	440 E35T/P, E38T/P		920.850S	2
Y210		700.1150S	2	440 E42, E47, E52		980.1100S	2
ALL MODELS		700.1150S	2	440 E42T/P 6x4		960.1050S	2
				DAILY 2000 (->'06)	610.850D		1
ISUZU				DAILY II 35C, 40C, 50C, 65C (->'06)	892.760		1
				DAILY III 35C, 35S, 60C, 65C ('07->)	610.850DB01		1
				EUROCARGO 60 E10 (E12) (E13) (E14) (E15) 4x2	874.680D		2
				EUROCARGO 65 E12 (E13) (E14) (E15) 4X2	874.680D		2
TRASPORTO LEGGERO				EUROCARGO 65 E16 '07->	610.850DB01		2
NKR 77 AE - KS 35.04 E	880.600S		1	EUROCARGO 75 E13 (E14) (E15) (E17) 4X2	874.680D		2
NKR 77 - K 35.04 E, G, L	880.600S		1	EUROCARGO 75 E16(E18) 4X2 '07->	610.850DB01		2
NPR 77 - P 35.04 G, L, Crew	880.600S		1	EUROCARGO 80 E15 (E17) (E18) (E21) 4X2		920.850S	2
NKR 77LL - K 50.04 E, G, L	880.600S		1	EUROCARGO 80 EL15 (EL17) 4X2		920.850S	2
NPR70 - P60.04 G, L, P	880.600S		2	EUROCARGO 80 E22 4x2 '07->	610.850DB01		2
NQR70 - Q75.04 G, L, Q, Crew	880.600S		2	EUROCARGO 90 E17 (E18) (E21) 4X2		920.850S	2
				EUROCARGO 90 E22 4X2 '07->	610.850DB01		2
				EUROCARGO 100 E18 '07->	610.850DB01		2
				EUROCARGO 100 E17 (E18) (E21) 4X2		920.850S	2

MARCHIO E MODELLO	Sigla identificativa SENZA MANUTENZIONE/ IRIDIUM	Sigla identificativa HEAVY DUTY	N° BTR	MARCHIO E MODELLO	Sigla identificativa SENZA MANUTENZIONE/ IRIDIUM	Sigla identificativa HEAVY DUTY	N° BTR
IVECO				IVECO			
EUROCARGO 100 E22 4X2 '07-->		960.1050S	2	EUROTRAKKER 190 E35W 4X4		980.1100S	2
EUROCARGO 110 EL15, 18, 21		920.850S	2	EUROTRAKKER 340 E35H (E38) (E44) 8X4		980.1100S	2
EUROCARGO 110 EL17 (EL21) 4X2		920.850S	2	EUROTRAKKER 380 E35H (E38H) 6X4		980.1100S	2
EUROCARGO 120 E18 4X2		920.850S	2	EUROTRAKKER 380 E38W 6X6		980.1100S	2
EUROCARGO 120 E18, E21, E23		920.850S	2	EUROTRAKKER 380 E44H 6X4		980.1100S	2
EUROCARGO 120 E24 (E28) 4X2		920.850S	2	EUROTRAKKER 380 E44W 6X6		980.1100S	2
EUROCARGO 120 E22 (E25) (E28) 4X2 '07-->		960.1050S	2	EUROTRAKKER 380 E48H 6X4		980.1100S	2
EUROCARGO 130 E18 (E24) (E28) 4X2		920.850S	2	EUROTRAKKER 410 E38H (E44H) (E48H) 8X4		980.1100S	2
EUROCARGO 130 E18, E23		920.850S	2	EUROTRAKKER 720 E44HT (E48HT) 6X4		980.1100S	2
EUROCARGO 130 E25 '07-->		960.1050S	2	STRALIS 190 S27 (S31) (S35) 4X2		980.1100S	2
EUROCARGO 140 E18 (E21) (E22) (E24) (E25) (E28) 4X2 '07-->		960.1050S	2	STRALIS 190 S31 (S33) (S36) (S42) (S45) (S50) 4X2 Euro5		700.1150S	2
EUROCARGO 150 E18, E23		920.850S	2	STRALIS 190 S40 (S43) 4X2		980.1100S	2
EUROCARGO 150 E21 (E24) (E28) 4X2		920.850S	2	STRALIS 190 S48		980.1100S	2
EUROCARGO 150 E22 (E25) (E30) '07-->		960.1050S	2	STRALIS 260 S31 (S33) (S36) (S42) (S45) 6X2 Euro5		980.1100S	2
EUROCARGO 150 E27 R		920.850S	2	STRALIS 260 S27 (S30) (S31) (S35) 6X2		980.1100S	2
EUROCARGO 160 E21 (E22) (E24) (E25) (E28) (E30) 4X2 '07-->		960.1050S	2	STRALIS 260 S40 (S43) (S48) 4X2		980.1100S	2
EUROCARGO 170 E23		920.850S	2	STRALIS 260 S40 (S43) (S48) (S54) 6X2		980.1100S	2
EUROCARGO 170 E27		960.1050S	2	STRALIS 260 (S50) (S56) 6X2 Euro5		700.1150S	2
EUROCARGO 180 E24 (E25) (E28) (E30) 4X2		960.1050S	2	STRALIS 320 S42 (S45) (S50) 8X2 Euro5		980.1100S	2
EUROCARGO 280E23T		960.1050S	2	STRALIS 440 S35 4X2		980.1100S	2
EUROCARGO 320E27 (E28)		960.1050S	2	STRALIS 440 S36 (S42) 4X2 Euro5		700.1150S	2
EUROCARGO TECTOR 60 E13 (E15)	610.850D		2	STRALIS 440 S40 (S43) (S48) (S54) 6X2		980.1100S	2
EUROCARGO TECTOR 65 E13 (E15)	610.850D		2	STRALIS 440 S48 (S54) 6X4		980.1100S	2
EUROCARGO TECTOR 75 E13 (E15) (E17)	610.850D		2	STRALIS 440 S45 (S50) (S56) 6X2 (6x4) Euro5		700.1150S	2
EUROCARGO TECTOR 80 EL 15 (E17) (EL17) (E18) (E21)	610.850D		2				
EUROCARGO TECTOR 90 E17 (E18) (E21)	610.850D		2	LEYLAND			
EUROCARGO TECTOR 100 E17 (E18) (E21)	610.850D		2				
EUROCARGO TECTOR 120 EL17 (E18) (E21) (EL21) (E24) (E28)	610.850D		2	TRASPORTO LEGGERO			
EUROCARGO TECTOR 130 E18 (E21)(E24) (E28)	610.850D		2	CHIEFTAIN, CLYDESDALE	625.760		1
EUROCARGO TECTOR 180 E24 (E28)	610.850D		2	CONSTRUCTOR T45, T100	625.760		2
EUROCARGO TECTOR 150 E21 (E24) (E28)	610.850D		2	CRUISER	625.760		2
EUROSTAR 190 E40 (E43) 4X2		960.1050S	2	EV Van (Diesel)	610.850D		1
EUROSTAR 240 E47		980.1100S	2	FG, FM (2.2, 2.5L)	610.850D		1
EUROSTAR 440 E43 CURSOR		980.1100S	2	FG, FM (3.8, 4.8, 5.1L))	625.760		1
EUROSTAR 440 E52		980.1100S	2	FREIGHTER 12V (1984 ->)	610.850D		1
EUROTECH 190 E27 (E31) (E35) 4X2		960.1050S	2	FREIGHTER 24V	625.760		2
EUROTECH 190 E40 (E43) 4X2		980.1100S	2	MARATHON	625.760		1
EUROTECH 260 E27 (E31) (E35) 6X2		980.1100S	2	MASTIF, SUPER MASTIF	625.760		1
EUROTECH 260 E40 (E43) 6X2		980.1100S	2				
EUROTECH 440 E35		980.1100S	2				
EUROTECH 440 E40 (E43)		980.1100S	2				

MARCHIO E MODELLO	Sigla identificativa SENZA MANUTENZIONE/ IRIDIUM	Sigla identificativa HEAVY DUTY	N° BTR	MARCHIO E MODELLO	Sigla identificativa SENZA MANUTENZIONE/ IRIDIUM	Sigla identificativa HEAVY DUTY	N° BTR
MAGIRUS DEUTZ				MAGIRUS DEUTZ			
				cont.			
VEICOLI INDUSTRIALI PESANTI				M90 18.264, 19.240 F, FA, FP		920.850S	2
90 M 5.3	600.720D		2	M90 19.262, 19.321 F, 19.321 FT, 19.322		920.850S	2
130 M9, M11		960.1050S	2	M90 22.361 FNL, LL		960.1050S	2
232 D		960.1050S	2	M90 24.362		960.1050S	2
310 D		960.1050S	2	M90 26.232, 26.422, 26.502		960.1050S	2
M 120 R80	892.760		2	M90 26.403, 26.463		960.1050S	2
				M90 27.372, 28.422, 32.342		960.1050S	2
MAN				M2000 11.163 (11.224) LC	892.760		2
				M2000 12.185 (12.225) LC 4x2	892.760		2
				M2000 13.225 (13.255) LC 4x2	892.760		2
				M2000 13.224 LC, 13.264 MC	892.760		2
VEICOLI INDUSTRIALI PESANTI				M2000 13.284 MC	892.760		2
F90 19.342		960.1050S	2	M2000 13.285 L	892.760		2
F90 19.343, 19.360 F, 19.360 FT		960.1050S	2	M2000 14.225 (255) (285) LLC, MLC 4x2	892.760		2
F90 19.362, 19.372, 19.390 F		960.1050S	2	TG-A 15.530 BLS 4x2		980.1100S	2
F90 19.402		960.1050S	2	TG-A 18.310 FLC 4x2		980.1100S	2
F90 19.422, 19.462, 19.502		960.1050S	2	TG-A 18.320		980.1100S	2
F90 33.240 DF, DHA		960.1050S	2	TG-A 18.313 (333) (363) FLC, FLS		980.1100S	2
F90 33.281 DF, 33.292 DF		960.1050S	2	TG-A 18.350		980.1100S	2
F90 33.320 DFA		960.1050S	2	TG-A 18.360 FLC (FLT) (4x2)		980.1100S	2
F90 33.322, 33.331 DF		960.1050S	2	TG-A 18.360 K		980.1100S	2
F90 33.365 DF, DFT		980.1100S	2	TG-A 18.390		980.1100S	2
F90 33.372, 33.422		960.1050S	2	TG-A 18.400		980.1100S	2
F90 40.400 DFA, 41.502		980.1100S	2	TG-A 18.410 FLC (FLT) (4x2)		980.1100S	2
F2000 19.293 FLC, 19.314 FC, FLC		960.1050S	2	TG-A 18.410 FLT, 18.460 FLT		980.1100S	2
F2000 19.364 FC, FLC, FLT		960.1050S	2	TG-A 18.430 BLS (BLS-TS) (LLS-U)		980.1100S	2
F2000 19.403, 19.463		960.1050S	2	TG-A 18.440		980.1100S	2
F2000 19.414 FAT 4x4		960.1050S	2	TG-A 18.460 FLC (FLT) (4x2)		980.1100S	2
F2000 19.414 (19.464) FC, FLC, FLT		960.1050S	2	TG-A 18.480 4x4		980.1100S	2
F2000 19.464 FAT 4x4		960.1050S	2	TG-A 18.510 FLC (FLT) (4x2)		980.1100S	2
F2000 19.603 FLT, 19.604 FLT		960.1050S	2	TG-A 18.513 (533) FLC, FLS		980.1100S	2
F2000 26.314 (26.364) (26.414) (26.464) FNLC 6x2		960.1050S	2	TG-A 18.530		980.1100S	2
				TG-A 18.545 FLC, FLS		980.1100S	2
F2000 28.364 (28.414) (28.464) FNALC 6x6-4		960.1050S	2	TG-A 19.360 (19.410) (19.460) (19.480)		980.1100S	2
F2000 28.364 (28.414) (28.464) FNLC 6x4-4		960.1050S	2	TG-A 24.350 --> 24.540		980.1100S	2
F2000 35.364 (35.414) (35.464) VFNLC 8x2-6		960.1050S	2	TG-A 26.310 (360) (410) FNLC 6x2		980.1100S	2
F2000 41.364 (41.414) (41.464) VFK 8x4		980.1100S	2	TG-A 26.333 (353) (363) (393) (433) FNLC 6x2		980.1100S	2
F2000 41.463		980.1100S	2	TG-A 26.360 (410) (460) (510) (530) 6x4 (6x6)		980.1100S	2
L2000 6.113 (6.163) LC 4x2	892.760		2	TG-A 26.390 LL-0 6x2		980.1100S	2
L2000 8.143 (8.163) LC 4x2	892.760		2	TG-A 26.480 BLS 6x2/4		980.1100S	2
L2000 8.145 (8.185) (8.225) LC 4x2	892.760		2	TG-A 26.460 (510) FNLC 6x2		980.1100S	2
L2000 10.185 (10.225) LC 4x2	892.760		2	TG-A 26.413 (463) (483) FNLC 6x2		980.1100S	2
M90 14.192 F	892.760		2	TG-A 26.513 (533)) FNLC 6x2		980.1100S	2
M90 14.232, 14.272, 15.168, 15.224		920.850S	2	TG-A 28.310 (28.360) (410) (460) (480) (510) (530) 6x2		980.1100S	2
M90 17.232, 18.222, 18.232		920.850S	2				

MARCHIO E MODELLO	Sigla identificativa SENZA MANUTENZIONE/ IRIDIUM	Sigla identificativa HEAVY DUTY	N° BTR	MARCHIO E MODELLO	Sigla identificativa SENZA MANUTENZIONE/ IRIDIUM	Sigla identificativa HEAVY DUTY	N° BTR
MAGIRUS DEUTZ cont.				MENARINI cont.			
TG-A 32.310 (350)		980.1100S	2	316.8, 316.13		932.950D	2
TG-A 32.360 (32.390) (410) (460) 8x4		980.1100S	2	370.10.27, 370.12.25		960.1050D	2
TG-A 32.430 (32.440) (32.480)		980.1100S	2	370.12.35		985.1200D	2
TG-A 33.360 FDK (FDS) 6x4		980.1100S	2	418 AC, 419 AL		700.1150S	2
TG-A 33.350 (33.390) (33.400)		980.1100S	2				
TG-A 33.410 FDK (FDS) 6x4		980.1100S	2	MERCEDES BENZ			
TG-A 33.410 (480) (530) 6x6		980.1100S	2				
TG-A 33.430 (33.440)		980.1100S	2				
TG-A 33.460 FDK (FDS) 6x4		980.1100S	2				
TG-A 33.480 BLS 6x4		980.1100S	2	BUS			
TG-A 33.510 FDK (FDS) 6x4		980.1100S	2	301		980.1100S	2
TG-A 35.310 --> 35.530		980.1100S	2	0302 (160CV - 180CV)		920.850S	2
TG-A 37.310 --> 37.480		980.1100S	2	0303 (160CV)		700.1150S	2
TG-A 40.390 --> 40.480		980.1100S	2	0303 (192CV - 256CV)		700.1150S	2
TG-A 41.350 --> 41.400		980.1100S	2	0305, 0307 (190CV - 250CV)		700.1150S	2
TG-A 41.410 (460) 8x4		980.1100S	2	309	892.760		2
TG-A 41.430 (41.440)		980.1100S	2	317		980.1100S	2
TG-A 41.480 BL 8x4		980.1100S	2	350		700.1150S	2
TGL 7.154 (7.184) FC, FRC, FLC, FLRC	892.760		2	0404, 0405, 0409		700.1150S	2
TGL 8.154 (8.184) FC, FRC, FLC, FLRC	892.760		2	INTEGRO		700.1150S	2
TGL 8.214 (8.244) FC, FRC, FLC, FLRC	892.760		2	VEICOLI INDUSTRIALI PESANTI			
TGL 10.184 (10.214) (10.244) FC, FRC, FLC, FLRC	892.760		2	709 RL		920.850S	1
TGL 12.184 (12.214) (12.244) FC, FRC, FLRC	892.760		2	710		960.1050S	1
TGM 12.244 FLC, FLRC	892.760		2	813 LP		960.1050S	1
TGM 13.240 FALC, FALRC	892.760		2	913 LP		960.1050S	1
TGM 18.244 FC, FRC, FLC, FLRC	892.760		2	1117	600.720D		2
TGS 18.320 (18.360) (18.400) (18.440) (18.480) (18.545 Euro5) (4X2)		980.1100S	2	1213, 1217, 1219	892.760		2
				1314, 1317, 1320	600.720D		2
TGS 26.320 (268.360) (26.400) (26.440) (26.480) (26.545 Euro5) (6X2)		980.1100S	2	1324	892.760		2
				1413, 1419	892.760		2
TGS 35.360 (35.400) (35.440) (35.480) (35.545 Euro5) (8X2)		980.1100S	2	1425		960.1050S	1
				1517, 1520, 1524	600.720D		2
TGX 18.360 (18.400) (18.440) (18.480) (18.545 Euro5) (18.685 Euro5) (4X2)		980.1100S	2	1619	892.760		2
				1625		960.1050S	1
TGX 26.360 (26.400) (26.440) (26.480) (26.545 Euro5) (6X2)		980.1100S	2	1626, 1826, 1827, 1831, 1834		960.1050S	2
				1838, 1844, 1850		960.1050S	1
TGX 35.360 (35.400) (35.440) (35.480) (35.545 Euro5) (8X2)		980.1100S	2	1919		920.850S	2
				1922, 1928, 1932, 1933, 1935		920.850S	2
				1944, 1948		920.850S	2
MENARINI				2038, 2044, 2050		960.1050S	2
				2638, 2644, 2650, 3538, 3544		960.1050S	2
				ACTROS 1831 L 4X2		960.1050S	2
				ACTROS 1832 L (LL) (LS) (K)		960.1050S	2
BUS				ACTROS 1835 L (LS) (4X2)		960.1050S	2
110 L		985.1200D	2	ACTROS 1836 L (LL) (LS) (K)		960.1050S	2

MARCHIO E MODELLO	Sigla identificativa SENZA MANUTENZIONE/ IRIDIUM	Sigla identificativa HEAVY DUTY	N° BTR	MARCHIO E MODELLO	Sigla identificativa SENZA MANUTENZIONE/ IRIDIUM	Sigla identificativa HEAVY DUTY	N° BTR
MERCEDES BENZ cont.				MERCEDES BENZ cont.			
ACTROS 1840 L (LS) (OffRoad) (4x2)		960.1050S	2	ATEGO 915 (916) (916 L, K) (918) (918 L,K)		920.850S	2
ACTROS 1841 L (LS) (K)		960.1050S	2	ATEGO 922 (922 L, K) (923) (923 L) (924) (924 L,K)		920.850S	2
ACTROS 1843 L (LS) (OffRoad) (4x2)		960.1050S	2	ATEGO 1016 (L,K)		920.850S	2
ACTROS 1844 L (LS) (K) 4X2		960.1050S	2	ATEGO 1022 (1022 L,K) (1023) (1023 A,L) (1024) (1024 A,L,K)		920.850S	2
ACTROS 1846 L (LL) (LS) (K)		960.1050S	2	ATEGO 1017, 1217, 1223, 1228	892.760		2
ACTROS 1848 L (LS) (OffRoad) (4x2)		960.1050S	2	ATEGO 1018 (1218) (1223) (1228) (1228 L) 4X2		920.850S	2
ACTROS 1850 L (LS)		960.1050S	2	ATEGO 1215 (1215 L) (1216) (1216 L,K)		920.850S	2
ACTROS 1851 L (LS) (K) (AK)		960.1050S	2	ATEGO 1222 (1222 L,K) (1223 L) (1224) (1224 L,K)		920.850S	2
ACTROS 1853 L (LS) (4X2)		960.1050S	2	ATEGO 1226 (1226 L) (1229) (1229 L)		920.850S	2
ACTROS 1854 L (LS)		960.1050S	2	ATEGO 1318 (1318 L,A,AK,K) (1322) (1322 L,K,LS)		920.850S	2
ACTROS 1857 L (LS) (4X2)		960.1050S	2	ATEGO 1323 (1323 L,LS,A) (1324) (1324 L,LS,A,AK,K)		920.850S	2
ACTROS 1858 L, LS		960.1050S	2	ATEGO 1326 (1326 L,LS) (1328) (1328 L,LS) (1329) (1329 L,LS)		920.850S	2
ACTROS 1860 L (LS)		960.1050S	2	ATEGO 1517, L		920.850S	2
ACTROS 2031, 2035, 2036, 2040, 2043		960.1050S	2	ATEGO 1518 L 4X2		920.850S	2
ACTROS 2032 K, 2041K, 2044 K 4X4		960.1050S	2	ATEGO 1523(1528) L 4X2		920.850S	2
ACTROS 2040 AS 4X4		960.1050S	2	ATEGO 1524 (1524 L,A,AK,K) (1526) (1526 L,AK,K)		920.850S	2
ACTROS 2046 (2050) K 4X4		960.1050S	2	ATEGO 1529 (1529 L,AK,K)		920.850S	2
ACTROS 2048 (2051) AS		960.1050S	2	ATEGO 1828 L 4X2		960.1050S	2
ACTROS 2532, 2536, 2541, 2544, 2546 6X2 (L 6X2)		960.1050S	2	ATEGO 1833 L (K)		920.850S	2
ACTROS 2543 L 6X2, 2548 L 6X2		960.1050S	2	AXOR 1824 ,1826 (L,AK,K,LS)		980.1100S	2
ACTROS 2554, 2558 6X2		960.1050S	2	AXOR 1828, 1829 (L,A,AK,K,LS)		980.1100S	2
ACTROS 2555 L 6X2, 2560 L 6X2		960.1050S	2	AXOR 1833 (L,A,AK,K,LS)		980.1100S	2
ACTROS 2636 K, 2641 K, 2644 K, 2646 K 6X4		960.1050S	2	AXOR 1836 LS		980.1100S	2
ACTROS 2650 K 6X2		960.1050S	2	AXOR 1840 (1843) LS (Off road)		980.1100S	2
ACTROS 2654 K (L) (LS) (S)		960.1050S	2	AXOR 2528 L (2533 L) (2536 L) (2540 L) (2543 L) 6X2		980.1100S	2
ACTROS 2658 K (L) (LS)		960.1050S	2	AXOR 2628 (2329) B (K)		980.1100S	2
ACTROS 3243 8X4		960.1050S	2	AXOR 2633 (2636) (2640) (2643) B (K)		980.1100S	2
ACTROS 3241 (3244) (3246 L) (3248 L) (3250) 8X2		960.1050S	2	AXOR 3236 (3240) (3243) B (K)		980.1100S	2
ACTROS 3331, 3332, 3335, 3342, 3348		960.1050S	2				
ACTROS 3335 K 6X4		960.1050S	2				
ACTROS 3336 (3336 A, S, K) (3341) (3341 S) (3344) (3344 A,S) (3346,S)		960.1050S	2				
ACTROS 3340 AK (S) 6X6		960.1050S	2				
ACTROS 3340 K 6X4		960.1050S	2				
ACTROS 3343 K (S) 6X4		960.1050S	2				
ACTROS 3348 K (S) 6X4		960.1050S	2				
ACTROS 3350 (3351) (3351 S) (3354) (3355)		960.1050S	2				
ACTROS 4140 (4143) (4148) K 8X4		960.1050S	2				
ACTROS 4140, 4143, 4144 K, 4148		960.1050S	2				
ATEGO 715 (815) (818) 4X2		920.850S	2				
ATEGO 716 (716 L) (816) (816 L,K)		920.850S	2	BUS			
ATEGO 822 (822 L,K) (823) (823 L) (824) (824 L,k)		920.850S	2	ALL MODELS		700.1150S	2

MARCHIO E MODELLO	Sigla identificativa SENZA MANUTENZIONE/ IRIDIUM	Sigla identificativa HEAVY DUTY	N° BTR	MARCHIO E MODELLO	Sigla identificativa SENZA MANUTENZIONE/ IRIDIUM	Sigla identificativa HEAVY DUTY	N° BTR
NISSAN				PEGASO			
				cont.			
VEICOLI INDUSTRIALI PESANTI				KERAX 370.18 T DCI		980.1100S	2
ATLEON 120.35 (.50) (.56)	892.760		1	KERAX 370.26 6X4 L (M) DCI		980.1100S	2
ATLEON 140.60 (.65) (.70) (.75) (.80)	874.680D		2	KERAX 370.26 6X4 (6X6) H DCI		980.1100S	2
ATLEON 165.75 (.95) (.115)	874.680D		2	KERAX 370.33 6X4 (6X6) H DCI		980.1100S	2
ATLEON 210.115 (.150)	874.680D		2	KERAX 370.33 8X4 L (M) DCI		980.1100S	2
CABSTAR 28.11 (32.11) (35.11) (35.13) (35.15) '07-->	610.850D		1	KERAX 370.40 8X4 H DCI		980.1100S	2
CABSTAR 45.13 (45.15) '07-->	610.850D		1	KERAX 420.18 4X2 (4X4) DCI		980.1100S	2
CABSTAR 95.28 (.32)	892.760		1	KERAX 420.18 T DCI		980.1100S	2
CABSTAR 110.45	892.760		1	KERAX 420.26 6X4 L (M) DCI		980.1100S	2
CABSTAR 120.35 (.45)	892.760		1	KERAX 420.26 6X4 (6X6) H DCI		980.1100S	2
				KERAX 420.33 6X4 (6X6) H DCI		980.1100S	2
				KERAX 420.33 8X4 L (M) DCI		980.1100S	2
PEGASO				KERAX 420.40 8X4 H DCI		980.1100S	2
				AE 380, 385, 420, 500, 520 ('91 --> '96)		980.1100S	2
				AEMAGNUM390,420,430,470,560('97-->'00)		980.1100S	2
				MAGNUM E-TECH 400 (T) 4X2 (6X2)		980.1100S	2
VEICOLI INDUSTRIALI PESANTI				MAGNUM E-TECH 440 4X2 (6X2)		980.1100S	2
ALL MODELS ('90->)		980.1100S	2	MAGNUM E-TECH 480 (T) 4X2 (6X2)		980.1100S	2
				MAGNUM 400.18 (.18T) (.19) 4X2 (6X2)		980.1100S	2
RENAULT TRUCKS				MAGNUM 440.18 (.18T) (.19) 4X2 (6X2) (6X4)		980.1100S	2
				MAGNUM 440.24 (440.26) (440.26T)		980.1100S	2
				MAGNUM 460.18 (460.18T) (460.24) (460.25) (460.26) (460.26T)		980.1100S	2
TRASPORTO LEGGERO				MAGNUM 480.18 (.18T) (.19) 4X2 (6X2) (6X4)		980.1100S	2
MASCOTT 110.35 (.50) (.55) (.60)TD	600.720D		1	MAGNUM 480.24 (480.26) (480.26T)		980.1100S	2
MASCOTT 110.35 (.50) (.55) (60) 2.8 DCI ('04-->)	610.850D		1	MAGNUM 500.18 (500.18T) (500.24) (500.25) (500.26) (500.26T)		980.1100S	2
MASCOT 120.35 3.0 DXI	610.850D		1	MIDLUM 160 Extra Light (09-'08->)		960.1050S	2
MASCOT 130.35 3.0 DXI	610.850D		1	MIDLUM 190 Extra Light, Light, Medium Light (09-'08->)		960.1050S	2
MASCOT 120.50 (120.55) (120.60) (120.65) 3.0 ('07-->)	610.850D		1	MIDLUM 220 Extra Light, Light, Medium Light (09-'08->)		960.1050S	2
MASCOTT 130.35 (.55) (.65) TD	600.720D		1	MIDLUM 240 Light, Medium Light, Heavy (09-'08->)		960.1050S	2
MASCOTT 130.35(.55)(.60)(.65)2.8DCI('04-->)	610.850D		1	MIDLUM 280 Light, Medium Light, Heavy (09-'08->)		960.1050S	2
MASCOTT 150.35(.55)(.60)(.65)2.8DCI('04-->)	610.850D		1	PREMIUM D 240.16 (240.18) '07-->		980.1100S	2
MASCOT 150.35 3.0 DXI	610.850D		1	PREMIUM D 280.16 (280.18) (280.26) '07-->		980.1100S	2
MASCOT 160.35 3.0 DXI	610.850D		1	PREMIUM D 320.16 (320.18) (320.18T) (320.26) '07-->		980.1100S	2
MASCOT 160.55 (160.60) (160.65) 3.0 ('07-->)	610.850D		1	PREMIUM D 370.18T (370.26) '06-->		980.1100S	2
Maxity 110.28 (110.32) (110.35)	T720		1	PREMIUM D 410.18 (410.18T) (410.26) '06-->		980.1100S	2
Maxity 130.35 (130.45)	T720		1	PREMIUM D 450.18 '06-->		980.1100S	2
Maxity 150.35 (150.45)	610.850D		1	PREMIUM R 320.18 (19) DCI 11 (4X2)		980.1100S	2
VEICOLI INDUSTRIALI PESANTI				PREMIUM R 330.18 4X2 '06-->		980.1100S	2
KERAX 270.18 4X2 (4X4) DCI		980.1100S	2				
KERAX 320.18 4X2 DCI		980.1100S	2				
KERAX 320.26 6X4 L (M) DCI		980.1100S	2				
KERAX 370.18 4X2 (4X4) DCI		980.1100S	2				

MARCHIO E MODELLO	Sigla identificativa SENZA MANUTENZIONE/ IRIDIUM	Sigla identificativa HEAVY DUTY	N° BTR	MARCHIO E MODELLO	Sigla identificativa SENZA MANUTENZIONE/ IRIDIUM	Sigla identificativa HEAVY DUTY	N° BTR
PEGASO				SCANIA			
cont.				cont.			
PREMIUM R 330.26 6x2*4 '06-->		980.1100S	2	R 124 C/ 470 6X4 (8x4)		980.1100S	2
PREMIUM R 370.18 '06-->		980.1100S	2	R 124 CB/ 360 (400) 6X4 (8x4)		980.1100S	2
PREMIUM R 370.18 (19) DCI 11 (4X2) (6X2)		980.1100S	2	R 124 GA/420 (440) (470)		980.1100S	2
PREMIUM R 370.26 DCI 6X2		980.1100S	2	R 124 GB/ 360 (400) 8x2		980.1100S	2
PREMIUM R 380.18 4X2 '06-->		980.1100S	2	R 124 GB/420 (440) (470) HPI 8x2*6		980.1100S	2
PREMIUM R 380.26 6x2*4 '06-->		980.1100S	2	R 124 GB/420 6x2 (6x4) (8x2) (8x2*6) (8x4)		980.1100S	2
PREMIUM R 410.18 (410.18T) (410.24) (410.25) (410.26) '06-->		980.1100S	2	R 124 GB/440 6x2 (6x4) (8x2) (8x2*6) (8x4)		980.1100S	2
PREMIUM R 420.18 (.19) DCI 11 (4X2) (6X2)		980.1100S	2	R 124 GB/470 6x2 (6x4) (8x2) (8x2*6) (8x4)		980.1100S	2
PREMIUM R 420.18 T (18T LANDER)		980.1100S	2	R 124 L 420 (470)		980.1100S	2
PREMIUM R 420.26 DCI 6X2		980.1100S	2	R 124 LA 360 4x2		980.1100S	2
PREMIUM R 420.26 6X2*4 '06-->		980.1100S	2	R 124 LA 400 (460) (530) 6x2		980.1100S	2
PREMIUM R 440.18 4X2 '06-->		980.1100S	2	R 124 LA/420 (440) (470) 4x2 (HPI)		980.1100S	2
PREMIUM R 450.18 (450.18T) (450.24) (450.25) (450.26) '06-->		980.1100S	2	R 124 LA/420 (440) (470) 6x2 (HPI)		980.1100S	2
R 310 T, 340, 357, 360, 365, 385		960.1050S	2	R 124 LB/360 (400) 4x2 (6x2)		980.1100S	2
R 390, 420		960.1050S	2	R 124 LB/420(440)(470) 4x2 (HPI)		980.1100S	2
				R 124 LB/420(440)(470) 6x2*4 (HPI)		980.1100S	2
				R 144 GB/460 (530) 8x2 (8x2*4) (8x2*6)		980.1100S	2
				R 144 LA/460 (530) 4x2 (6x2)		980.1100S	2
				R 144 LB/ 460 (530) 4x2 (6x2) (6x2*4)		980.1100S	2
				R 164 C/480 (580) 8x4		980.1100S	2
SCANIA				R 164 CA/480 (580) 6x4		980.1100S	2
				R 164 GA/480 (580)		980.1100S	2
BUS				R 164 GB/480 6x2 (6x4) (8x2) (8x2*6) (8x4)		980.1100S	2
ALL MODELS		700.1150S	2	R 164 GB/580 6x2 (6x4) (8x2) (8x2*6) (8x4)		980.1100S	2
VEICOLI INDUSTRIALI PESANTI				R 164 LA/480 4x2		980.1100S	2
P 114 CA/340 4x4		980.1100S	2	R 164 LB/480 (580) 4x2 (6x2) (6x2*4)		980.1100S	2
P 114 CA/380 4x4 (6x4)		980.1100S	2	R 380, 420, 500, 580		980.1100S	2
P 114 CB/340 4x4 (6x4) (6x6) (8x4)		980.1100S	2	T 114 LA/380		980.1100S	2
P 114 CB/380 4x4 (6x4) (6x6) (8x4)		980.1100S	2	T 124 LA/420 (440) (470) (HPI)		980.1100S	2
P 114 D / 340 (6x2)		980.1100S	2	T 164 LA/480 (580)		980.1100S	2
P 114 G / 340		980.1100S	2	124 CB / 470 8x4 HZ		980.1100S	2
P 114 L / 340 18 4x2		980.1100S	2				
P 114 LA/340		980.1100S	2				
P 114 LB/340 4x2 (6x2*4)		980.1100S	2	SETRA (Kässbohrer)			
P 124 CA/420 4x4 (6x4)		980.1100S	2				
P 124 CA/440 6x4		980.1100S	2				
P 124 CA/470 6x4		980.1100S	2	BUS			
P 124 CB/420 6x4 (6x6) (8x4)		980.1100S	2	S 9, S 10, S 11		920.850S	2
R 114 C/ 340 (380) 4x4 (6x6) (8x4)		980.1100S	2	S 12, S 14		960.1050S	2
R 114 GA/380		980.1100S	2	S 100, 110, 120, 130, 150, 200, 208		920.850S	2
R 114 GB/340 6x2 (6x4) (8x2) (8x2*6) (8x4)		980.1100S	2	S 140, 209, 211, 212, 213, 215, 216		960.1050S	2
R 114 GB/380 6x2 (6x4) (8x2) (8x2*6) (8x4)		980.1100S	2	S 300 - series		980.1100S	2
R 114 LA/ 340 (380) 6x2		980.1100S	2	ALL OTHER MODELS		700.1150S	2
R 114 LB/ 340 (380) 4x2 (6x2) (6x2*4)		980.1100S	2				
R 124 C/ 420 6X4 (6x6) (8x4) (8x8)		980.1100S	2				

MARCHIO E MODELLO	Sigla identificativa SENZA MANUTENZIONE/ IRIDIUM	Sigla identificativa HEAVY DUTY	N° BTR	MARCHIO E MODELLO	Sigla identificativa SENZA MANUTENZIONE/ IRIDIUM	Sigla identificativa HEAVY DUTY	N° BTR
TATRA				VOLVO			
				cont.			
VEICOLI INDUSTRIALI PESANTI				FL 250-15 (FL 250-18)	610.850D		2
				FL 280-12 '06-->		980.1100S	2
UNIMOG - MERCEDES				FL 280-15 (FLL 280-15) '06-->		980.1100S	2
				FL 280-18 (FLH 280-18) '06-->		980.1100S	2
				FLL 280-11,5 (280-14) '06-->		980.1100S	2
				FL 611 - 180	610.850D		2
VEICOLI INDUSTRIALI PESANTI				FL 612 - 180 (FL 612-210) (FL 612-230)	610.850D		2
U 90, 140, 600	892.760		1	FL 615-230	610.850D		2
U 300 8,2		920.850S	1	FL 618-230	610.850D		2
U 300 , 400, 500		920.850S	1	FLC	610.850D		2
U 300 L, 400L, 500 L		920.850S	1	FM 7-250 4x2 (6x2)		960.1050S	2
U 800, 900		920.850S	1	FM 7-290 4x2 (6x2)		960.1050S	2
U 1000, 1200, 1250, 1300, 1400, 1500		920.850S	1	FM 9-260 4x2 (6x2)		960.1050S	2
U 1550, 1600, 1700, 2550		920.850S	1	FM 9-300 4x2 (6x2)		960.1050S	2
				FM 9-340 4x2 (6x2)		980.1100S	2
VOLVO				FM 9-380 4x2 (6x2)		980.1100S	2
				FM 10-360 (6x2)		980.1100S	2
				FM 12-340 6x2		980.1100S	2
				FM 12-380 4x2 (6x2) (8x2)		980.1100S	2
VEICOLI INDUSTRIALI PESANTI				FM 12-380 6x4 (6x6) (8x4)		980.1100S	2
FE (FEE) (FES) 280-18		980.1100S	2	FM 12-420 (4x2HD) (6x2) (6x4) (6x6) (8x4)		980.1100S	2
FE 280-22		980.1100S	2	FM 12 460 (6x4) (8x4)		980.1100S	2
FE 280-26 (FEE 280-26 6x4) (FES 280-26 6x2)		980.1100S	2	FM-260 (300) 4x2 (6x2) '06-->		980.1100S	2
FE (FEE) (FES) 320-18		980.1100S	2	FM-340 (380) 4x2 (6x2) '06-->		980.1100S	2
FE 320-26 (FEE 320-26 6x4) (FES 320-26 6x2)		980.1100S	2	FM-400 (440) (480) 4x2 (6x2) (6x4) (8x2)		980.1100S	2
FEE (FES) 280 (320)		980.1100S	2	'06-->			
FH 12-340 (6x2)		980.1100S	2	FS 7		960.1050S	2
FH 12-380 (6x2) (8x2)		980.1100S	2	NH 12-460		980.1100S	2
FH 12-400 (6x2) (6x4) (8x2)		980.1100S	2	N 7		960.1050S	2
FH 12-420 (6x2) (8x2)		980.1100S	2	N 10, 12,33		960.1050S	2
FH 12-460 (6x2) (6x4) (8x2)		980.1100S	2	340, 380 (FH / FH12 old series)		960.1050S	2
FH 12-500 (6x2) (8x2)		980.1100S	2	420 (FH12 old series)		960.1050S	2
F 16		980.1100S	2	470, 520 (FH / FH16 old series)		960.1050S	2
F 16 FL		980.1100S	2				
F 6 (6.12)	610.850D		2				
FL 6	610.850D		2				
FL 6 L 180 (220, 220-12)	610.850D		2				
FL 6 E250-17 (E258-18) (H250-15)	610.850D		2				
FL 7-285, 7-285 6x2		960.1050S	2				
FL 10 T34, 10-320, 10-320 6x2		960.1050S	2				
FL 12-420		960.1050S	2				
FL 180-7.5 (FL 180-10) (FL 180-12) 4x2	610.850D		2				
FL 220-12 4x2	610.850D		2				
FL 250-12 4x2	610.850D		2				
FL 250-12 (FL 250-15) (FL 250-18) 4x2	610.850D		2				

MARCHIO E MODELLO	Sigla identificativa SENZA MANUTENZIONE/ IRIDIUM	Sigla identificativa HEAVY DUTY	N° BTR	MARCHIO E MODELLO	Sigla identificativa SENZA MANUTENZIONE/ IRIDIUM	Sigla identificativa HEAVY DUTY	N° BTR
ADRIATICA				AGRIFULL TOSELLI			
				cont.			
MAJORMEC	880.600S		1	345 C, DT, VIGNETO	600.720D		1
MASTER	880.600S		1	350.9 DT	892.760		1
MASTERMEC	880.600S		1	355 C, 376	600.720D		1
				475, 485		960.1050D	1
				1000 DT		632.950D	1
				C80.66 L, N		632.950D	1
				DERBY 60	600.720D		1
				GRISO	892.760		1
TP 25, 27, 35, 45 S, 47, 50	892.760		1	JOLLY 345	600.720D		1
TP 65, 67, 80, 1000	892.760		1	PINTO 6115		960.1050D	1
TT 33 TERRA TRAC	880.600S		1	PONY 230, 235	880.600S		1
TT 77	892.760		1	RODEO 90, 95		920.850D	1
TT 88, TT 90	892.760		1	RODEO 95 TURBO		960.1050D	1
TTH 77	892.760		1	SPRINT 345	880.600S		1
TL 2400, 2440, 2800, 3200	625.760		2	SPRINT 350	600.720D		1
TM 3650, 3800, 4400	625.760		2				
				ALLIS CHARMERS			
				745 H		700.1150D	2
4700, 4800, 4900, 5900, 6700	844.360D		1	5000	625.760		1
6900, 7200.11, 7900, 8300	844.360D		1	BTL 10, 12, 14, 16	610.850D		1
8500, 8900	860.530D		1	ED 40	610.850D		1
9300	844.360D		1	HD 16 DP		700.1150D	2
9300 E	860.530D		1	TL 12, 16, 645	625.760		1
AGRIFULL TOSELLI				AMOG TOMISANI			
35	860.530D		1	GIAGUARO		960.1050D	1
50, 55, 60, 65	892.760		1	LINCE		960.1050D	1
68 SC, SUPER	844.330S		1	HARVESTING TRACTORS PANTERA		960.1050D	1
70		632.950D	1	T 40 C, DT	892.760		1
70 C	892.760		1	TIGRE	892.760		1
75	892.760		1	TR 25 R, 30, 32	892.760		1
80		632.950D	1	WHITE		960.1050D	1
80 C	892.760		1				
80 TORNADO		920.850D	1				
80.9, DT	892.760		1	ATLAS COPCO			
90 DT, 90 S, 100, 110 DT		632.950D	1				
110 S, 140		632.950D	1				
230 C	600.720D		1	PNS 1200		700.1150D	4
235 C, DT, LL, VIGNETO	600.720D		1	XA 60, 80	625.760		1

MARCHIO E MODELLO	Sigla identificativa SENZA MANUTENZIONE/ IRIDIUM	Sigla identificativa HEAVY DUTY	N° BTR	MARCHIO E MODELLO	Sigla identificativa SENZA MANUTENZIONE/ IRIDIUM	Sigla identificativa HEAVY DUTY	N° BTR
ATLAS COPCO				BELARUS			
XA 120, 160	610.850D		2	410, 411, 415, 416, 425, 430, 447, 450, 451,			
XAS 60, 80	625.760		1	MTZ 1022	874.680D		2
XAS 120, 160	610.850D		2	MTZ 920 Over	874.680D		2
XASS 60, 80	625.760		1	MTZ 923 Over	874.680D		2
XASS 120, 160	610.850D		2	MTZ 952 Over	874.680D		2
				MTZ 1020 Over	874.680D		2
				MTZ 1221 Over	874.680D		2
				T 150, 250	880.600S		1
AXECO				BELOTTI			
ROAD BUILDING MACHINES	600.720D		1				
BARBIERI							
				B52 AC		960.1050D	2
				B69		960.1050D	2
				B75		700.1150S	2
DELFINO	844.330S		1	B79, 81		960.1050D	2
FURIA 2RM, 4RM	880.600S		1				
IDROTRAC 2/4 HD	845.380D		1				
				BENATI			
BAUTZ							
				BEN 125B, 165B, 195B		920.850D	2
				BEN 225B, 255B, 355B, 405B		960.1050D	2
D 12, 14	892.760		1	EXCAVATORS MAX 70 PONY (PERKINS)	600.720D		2
D 415, 420	600.720D		1	LOADER BEN18 GM (OM)	600.720D		2
T 600	892.760		1				
TITAN 1300, 2000	892.760		1				
				BENFRA			
BCS							
				7.08, 9.07, 9.08, 9.09, 9.10, 9.11	600.720D		1
				415B	600.720D		1
MOTOR MOVERS 268, 622	844.330S		1	EXCAVATORS 2RM, 4RM	860.510S		2
TRACTORS 8443, 8444	600.720D		1	EXCAVATOR 360	860.510S		2
VALIANT 400 AR, RS (Mono) (Rev)	880.600S		1	EXCAVATOR 4511S		920.850D	2
VALIANT 500 AR, RS (Mono) (Rev)	880.600S		1				
VANGUARD 550 AR, RS (Mono) (Rev)	600.720D		1	BERTOLINI			
VANGUARD 750 AR, FR, MT, RS (Mono) (Rev)	600.720D		1				
VANGUARD 800 AR, FR, MT, RS (Mono) (Rev)	600.720D		1				
VICTOR 300 AR, RS (Mono)	845.380D		1				
VICTOR 400 AR, RS (Mono)	845.380D		1	20, 420 N, 431, 432, 450, 510, 530	844.330S		1
VITHAR 800 (900) AR Mono	600.720D		1	450 3/C, 2036, 2040	600.720D		1
VITHAR 9800 AR Mono	600.720D		1	WALKING TRACTORS BM, BM12	880.600S		1
VIVID 300 (400) DT	845.380D		1	T/412	880.600S		1

MARCHIO E MODELLO	Sigla identificativa SENZA MANUTENZIONE/ IRIDIUM	Sigla identificativa HEAVY DUTY	N° BTR	MARCHIO E MODELLO	Sigla identificativa SENZA MANUTENZIONE/ IRIDIUM	Sigla identificativa HEAVY DUTY	N° BTR
BUSATTO				CARRARO ANTONIO cont.			
520, 540	880.600S		1	TIGRE 4RM	845.380D		1
B225, 325, 330	892.760		1	TIGRE 5000, 5500, 7500, 7700	600.720D		1
LAMBDA	600.720D		1	TIGRECAR serie18 3100, 3700	874.680D		1
MC20, RS	880.600S		1	TIGRECAR 3100, 3200, 3700	874.680D		1
MC40	880.600S		1	TIGRECAR 3100 GST, 4300 GST	874.680D		1
LAWN & GARDEN TRACTORS TRANSPORTER	880.600S		1	TIGRECAR 5000, 5500	600.720D		1
520, 540	880.600S		1	TIGRECAR CC (PC) (PL) 5500, 6500, 8400	600.720D		1
B225, 325, 330	892.760		1	TIGRE COUNTRY 3700, 4300, 4400	874.680D		1
LAMBDA	600.720D		1	TIGRE TRANS	874.680D		1
MC20, RS	880.600S		1	TIGRONE 635, 636, 740, 742	600.720D		1
MC40	880.600S		1	TIGRONE 765 TROPICAL		960.1050D	1
LAWN & GARDEN TRACTORS TRANSPORTER	880.600S		1	TIGRONE 835 R, 836	600.720D		1
				TIGRONE 3200, 3700, 4200, 4500	874.680D		1
CARRARO ANTONIO				TIGRONE 5000, 5400(T), 5500 (S) (TCF) (TNE), 6500 SN (TN), 7500, 7700, 8000, 8400 SX (TCF)(TN)	600.720D		1
				TIGRONE ATLAS 746 RS, 750, 750 RS, 765, 766		920.850D	1
				TIGROTTO TRANS	874.680D		1
BITRAC HS	874.680D		1	TRACTORS 2800, 4000, 4800	880.600S		1
CARRARINO SERIES 43	844.330S		1	TRACTORS 7000 series	600.720D		1
CARRARINO SUPER	844.330S		1	TTR 4400 HST (Agn)	874.680D		1
ERGIT 7400, 9400	600.720D		1	TTR 4400 HST	874.680D		1
ERGIT SRX 6400, 8400, 9400, 10400	600.720D		1	UNICAR	880.600S		1
ERGIT TC 5400, 6400	600.720D		1				
ERGIT TF 6400, 7400, 8400, 9400	600.720D		1				
ERGIT TGF 7400, 9400, 10400	600.720D		1				
ERGIT TN 5400, 6400	600.720D		1				
ERGIT TRF 7400, 8400, 9400	600.720D		1				
ERGIT TRG 9400, 10400	600.720D		1	AGRI PLUS 65, 75, 85 (F) (V)	600.720D		1
ERGIT TRH 9400	600.720D		1	4N	892.760		1
ERGIT TRX 6400, 7400, 8400, 9400, 10400	600.720D		1	5.1000, 6.1000, 8.1000	892.760		1
ERGIT TTR 6400, 8400, 9400, 10400	600.720D		1	48.2, 48.4, 58.2, 58.4	600.720D		1
MAKI 535, 536 R	600.720D		1	68.2, 68.4, 78.2, 78.4		960.1050D	1
MINI CARRARINO	844.330S		1	88.2, 88.4, 98.2, 98.4		960.1050D	1
WALKING TRACTORS PLANEMATIC	880.600S		1	118.4, 138.4		960.1050D	1
WALKINGTRACTORS CARRARINO 390, 500, 510	844.330S		1	420.5	880.600S		1
RONDO' K327, K333	844.360D		1	502 FS, V	600.720D		1
SP 4400, 4400 HST	874.680D		1	502, 504, 505, 505 CL, 520.5, 534	600.720D		1
SUPERCAR 3200, 3700	874.680D		1	602, 604	600.720D		1
SUPERCAR 5000, 5500	600.720D		1	605 C, CL, CM	600.720D		1
SUPERTIGRE 5000	874.680D		1	652, 654		960.1050D	1
SUPERTIGRE 5500, 5500 VIGNETO	600.720D		1	655 CL, CS	600.720D		1
SUPERTIGRE 625, 842	600.720D		1	720.5	600.720D		1
SUPERTIGRE 7500	600.720D		1	732, 734		960.1050D	1
SUPERTRAC HTM	600.720D		1	735, 740, 746, 750, 765, 766	600.720D		1
TIGRE 2000, 2700, 3100, 3200, 3700, 4200	874.680D		1	820.5		632.950D	1

MARCHIO E MODELLO	Sigla identificativa SENZA MANUTENZIONE/ IRIDIUM	Sigla identificativa HEAVY DUTY	N° BTR	MARCHIO E MODELLO	Sigla identificativa SENZA MANUTENZIONE/ IRIDIUM	Sigla identificativa HEAVY DUTY	N° BTR
CARRARO SPA				CATERPILLAR			
cont.				cont.			
844		960.1050D	1	5130B,B ME		985.1200D	
920.5 TURBO		632.950D	1	Wheeled Excavators			
984		960.1050D	1	Excavators special versions			
2700	874.680D		1	Skid Stir			
3400, 3600	880.600S		1	Wheeled & Track Loaders			
3500 CL	600.720D		1	938F (950F) WHA		960.1050D	
3700	874.680D		1	970F		960.1050D	
4000	600.720D		1	Backhoe Loaders			
4200	874.680D		1	Telehandlers			
4400, 4500	880.600S		1	Tractors			
4500 CL, 4800, 5000, 5000 CL, 5500	600.720D		1	D4C		960.1050D	
7700, 8000	600.720D		1	D7G		960.1050D	
TRACTORS 1020		960.1050D	1	D7R series II, WHA		960.1050D	
				D9R, D10R, D11R		985.1200D	2
CASE IH				D9R (D10R) WHA		985.1200D	
				Wheeled Tractors			
				814F		960.1050D	
				Motorscraper			
CS 58, 63, 68, 75, 78, 86, 94, 110, 120, 130, 150	892.760		1	651E, 657E		700.1150D	
CVX 120, 130, 150, 170		980.1100S	1	Dumper			
CVX 140, 150, 160, 175 (195) '08-->		985.1200D	1	777D		985.1200D	
CVX 1135, 1145, 1155, 1170, 1190		980.1100S	1	Compactors			
JX 70 (80) (90) (95) '08-->		632.950D	1	Wheeled Compactors			
JX 75 (85) (95) C MAXXIMA	610.850D		1	Motorgrader			
JX 1070 C (1075 C) (1085 C) (1095 C)	600.720D		1	135H		960.1050D	
JX Quantum 85 C (95 C) '08-->	600.720D		1	160H		960.1050D	
JXU 70 (80) (90) (100) MAXXIMA	610.850D		1				
JXU 85 (95) (105) '08-->		632.950D	1	CIMAS			
JXU 1080 (1090) (1100) --> '07		632.950D	1				
MAXXUM 100 X (110 X) (115 X) (125 X)							
(140 X) '08-->		632.950D	1	COMPACT 25	892.760		1
MXU100, 110, 115, 125, 135	610.850D		1	CONSUL M	892.760		1
MXM 120 (130) (140) (155) (170) (190) MAXXUM		980.1100S	1	D. 38, 48, 66 M, 68	600.720D		1
PUMA 165 (180) (210) '08-->		980.1100S	1	D. 76 I, 4AL, M		920.850D	1
				D. 85 I, 4AL, M		920.850D	1
				D. 86 I, M		920.850D	1
CATERPILLAR				D. 96, 96 I		920.850D	1
				D.105, I		960.1050D	1
				D.106, I, M		960.1050D	1
				MATADOR GIGANT		960.1050D	1
Excavators				MATADOR STANDARD		920.850D	1
350		960.1050D	2	PROTECTOR	892.760		1
375		700.1150D	2	SF55		920.850D	1
5130		960.1050D	4	BACKHOE LOADERS 9.30, 9.50, 9.70, 9.70 LS		960.1050D	1

MARCHIO E MODELLO	Sigla identificativa SENZA MANUTENZIONE/ IRIDIUM	Sigla identificativa HEAVY DUTY	N° BTR	MARCHIO E MODELLO	Sigla identificativa SENZA MANUTENZIONE/ IRIDIUM	Sigla identificativa HEAVY DUTY	N° BTR
CLAAS				DAVID BROWN			
				cont.			
ARES 546 (556) (566)	610.850D		1	1690 CS, 4 RM CS, HYSCS		960.1050D	1
ARES 547 (557) (567) (577) (597)	610.850D		1				
ARES 617 (657)	610.850D		1				
ARES 616 (656) (696) RX		980.1100S	1	DE NARDI			
ARES 816 (826) (836) RZ		980.1100S	1				
ARION 510 (520) (530) (540)		980.1100S	1				
ARION 610 (620) (630) (640)		980.1100S	1	TRACTOR DN3800 4 RM	600.720D		1
ATLES 926 (936) (946)		980.1100S	1				
AXION 810 (820) (830) (840) (850)		980.1100S	1	DEUTZ-FAHR			
CELTIS 426 (436) (446) (456)	610.850D		1				
CLASSIC 78, 88, 98, 108		920.850S	1				
COMMANDOR 112, 114, 115, 116, 228		920.850S	1				
COMPACT 25, 30	892.760		2	3.30F, 3.50F, 3.70F		920.850S	1
CONSUL		920.850S	1	3.50S, 3.90S, 3.90F		920.850S	1
CORSAIR		920.850S	1	600, 660, 750, 770, 922, 980 (MD)	892.760		1
COSMOS		920.850S	1	1300, 1320, 1322, 1600		920.850S	1
DOMINATOR 38, 48, 58	892.760		1	1620, 1630 (MD)		920.850S	1
DOMINATOR 66, 68, 76, 78, 80		920.850S	1	2385, 2480 (MD)	892.760		1
DOMINATOR 85, 86, 88, 96, 98		920.850S	1	2580, 2680, 2685, 2780 (MD)		920.850S	1
DOMINATOR 100, 105, 106, 108		960.1050S	1	3330, 3360, 3480, 3570, 3580		920.850S	1
DOMINATOR 112, 114, 115, 116, 218 (Mega)		920.850S	1	3610, 3630, 3640 (MD), 4005		920.850S	1
EUROPA D		920.850S	1	4056, 4060, 4065, 4070, 4075		920.850S	1
JAGUAR 60, 70, 80, 675, 680, 682, 685		920.850S	1	4080, 4090 (MD), 4505		920.850S	1
JAGUAR 690, 695		920.850S	2	5005		960.1050S	1
MATADOR, MATADOR GIGANT		920.850S	1	5506, 6005		920.850S	1
MAXI		920.850S	1	6206, 6207, 6507, 6806, 6807		920.850S	1
MERCATOR 50	892.760		1	7007, 7206, 7207		920.850S	1
MERCATOR 60, 70, 75		920.850S	1	7506		960.1050S	1
MERCUR		920.850S	1	7807		920.850S	1
NECTIS 227 (237) (247) (257) (267)	600.720D		1	8005, 9005		960.1050S	1
PROTECTOR		920.850S	1	16006		960.1050S	1
SENATOR		920.850S	1	AGROCOMPACT F60, F70, F80, F90, F100	892.760		1
XERION 3300 (SADDL TRAC)	T850		2	AGROKID 3.25 HYDRO	874.680D		1
				AGROKID 4.35, 4.45	874.680D		1
DAVID BROWN				AGROKID 210 (220) (230)	874.680D		1
				AGROLUX 60 DT, 70 DT	600.720D		1
				AGROLUX 57 (67)	600.720D		1
				AGROLUX F 57 (67)	600.720D		1
770, 880D, 885	610.850D		1	AGROFARM 85 (100)	T850		1
990D, 995, 1190	610.850D		1	AGROPLUS 60	600.720D		1
1210, 1212		920.850D	1	AGROPLUS 75 (85) (95)		920.850D	1
1270 AK		960.1050D	1	AGROPLUS 100		960.1050D	1
1290, 1390	610.850D		1	AGROPLUS F 70 (75) (90) (100)	T850		1
1410.1		960.1050D	1	AGROPLUS S 70 (75) (90) (100)	T850		1
1490 CS, 4 RM CS, HYSCS		960.1050D	1	AGROPRIMA 4.31, 4.51, 4.56, 6.06, 6.16		920.850S	1

MARCHIO E MODELLO	Sigla identificativa SENZA MANUTENZIONE/ IRIDIUM	Sigla identificativa HEAVY DUTY	N° BTR	MARCHIO E MODELLO	Sigla identificativa SENZA MANUTENZIONE/ IRIDIUM	Sigla identificativa HEAVY DUTY	N° BTR
MERCEDES BENZ cont.				F.LLI DIECI			
AGROSTAR 3.57, 4.07, 4.17, 4.61, 4.68, 4.71, 4.78		920.850S	1	CONCRETE MIXERS	600.720D		1
AGROSTAR 6.08, 6.11, 6.21, 6.28, 6.31, 6.38		920.850S	1	FAI			
AGROSTAR 6.61, 6.71, 6.81, 8.31		920.850S	1				
AGROSUN		920.850D	1				
AGROTRON 200 (215) (265)		980.1100S	1				
AGROTRON K90 (K100) (K110) (K120)		960.1050D	1	750, 900, 1000, 1100, 1300, 1600		960.1050D	1
AGROTRON TTV 1130 (1145) (1160) '07-->		980.1100S	1	EXCAVATORS 900 CH, GTH		960.1050D	1
AGROTRON X 710 (X 720)		980.1100S	1	EXCAVATORS 1000 CH, 1000 GTH	600.720D		1
AGROXTRA 4.57		920.850S	1	EXCAVATORS 1100 GTV, 1300 CH, 1600 C	600.720D		1
AGROXTRA 6.07, 6.17		960.1050S	1	MINIEXCAVATORS FAI 212, 222, 235, 240	880.600S		1
D 25, 30, 270		920.850S	1	LOADER 555, 556		920.850D	1
D 40S		700.1150S	1	LOADER 575, 585, 590, 595		960.1050D	1
D 400, 540		700.1150S	1	PANDA 320B, 330B	880.600S		1
D 400S/6		920.850S	1	PANDA 335, 338, 340	600.720D		1
D 5006		920.850S	1	PANDA 380 SC		920.850D	1
D 7006, 8006		920.850S	1	BACKHOE LOADERS 67C, 87D, 87DT, 90B, 90E		960.1050D	1
DX 3.10 , 3.50, 3.90	892.760		1	BACKHOE LOADERS 96D, 96DT, 96E 266D		960.1050D	1
DX 3.70		920.850S	1	BACKHOE LOADERS 100D, 100DT, 264D		960.1050D	1
DX 4.30, 4.31, 4.50, 4.51, 4.61, 4.70		920.850S	1				
DX 4.71, 6.05, 6.10, 6.11, 6.30		920.850S	1	FENDT			
DX 6.31, 6.50, 6.61, 7.10		960.1050S	1				
DX 8.30		920.850S	1				
DX 36		920.850S	1				
DX 50, 80, 85, 86, 90, 92, 100, 110, 120, 140, 145		920.850S	1	200, 201, 203, 204, 205, 240	892.760		1
				250, 260, 270, 275, 280, 304	892.760		1
DX 250		920.850S	1	300 Ci	892.760		1
INTRAC 2002, A	892.760		1	307	892.760		1
INTRAC 2003, 2004		920.850S	1	307 Ci , 308 Ci ('07-->)	T850		1
M33.60, M34.80, M35.40, M35.78		920.850S	1	309 Vario, 310 Vario, 311 Vario, 312 Vario ('07-->)	T850		1
SFH.300, 410, 3008, 4000		920.850S	1	411 Vario, 412 Vario, 413 Vario, 414 Vario, 415 Vario ('07-->)	T850		1
EBRO				711 (712) (714) (716) VARIO		980.1100S	1
				712Vario,714Vario,716Vario,718Vario ('07-->)		980.1100S	1
				815 (817) (818) VARIO		980.1100S	1
	6070, 6075, 6080	625.760		818 Vario, 820 Vario ('07-->)		980.1100S	1
				922 Vario, 924 Vario, 927 Vario, 930 Vario, 933 Vario, 936 Vario ('07-->)		980.1100S	1
EICHER				F 108 LS, LSDT, SDT	892.760		1
				F 200 S, SDT, V, VDT	874.680D		1
				F 203 P, PDT, V, VDT	892.760		1
	3704.1, 3705, 3711.12, 3713	860.530D		F 204 PDT	892.760		1
PUMA	600.720D		F 231 G	874.680D		1	
				F 250 GF, 255 GT, 275 GT, 380 GT	892.760		1

MARCHIO E MODELLO	Sigla identificativa SENZA MANUTENZIONE/ IRIDIUM	Sigla identificativa HEAVY DUTY	N° BTR	MARCHIO E MODELLO	Sigla identificativa SENZA MANUTENZIONE/ IRIDIUM	Sigla identificativa HEAVY DUTY	N° BTR
FENDT				FIAT AGRI			
cont.							
F 370 GT	892.760		1	35.66	892.760		1
F 380 GTA	892.760		1	45.66	892.760		1
FARMER 1	860.530D		1	55.46, 55.65, 55.66, 55.76	892.760		1
FARMER 1D, 1E, 2N, 2S	874.680D		1	60.66	892.760		1
FARMER 2 D, DE, E	892.760		1	65.66, 65.88, 65.90, 65.94	892.760		1
FARMER 3S, 4S, 5S	892.760		1	70.65, 70.66, 70.86, 70.88, 70.90	892.760		1
FARMER 25, 102	860.530D		1	80 R		960.1050D	1
FARMER 102S, 103S, 104S, 105S, 106S	892.760		1	80.66		632.950D	1
FARMER 204	892.760		1	80.65, 80.76, 80.88, 80.90, 82.86	892.760		1
FARMER 200 S, 250 S, 260 S, 280 S	892.760		1	85.90, 88.94, 90.90	892.760		1
FARMER 250 V, 260 V, 270 V, 280 V	892.760		1	90.90 DT		632.950D	1
FARMER 280 P	892.760		1	96.30	892.760		2
FARMER 303, 304	892.760		1	100/90 DT, 115/80 DT		632.950D	1
FARMER 307 C, 308 C, 309 C	892.760		1	115.90	892.760		1
FARMER VARIO 409, 410, 411 , 412	892.760		1	125, 130		960.1050D	1
FAVORIT 3S, 4S	892.760		1	130.90		632.950D	1
FAVORIT 4, 10, 11, 12	874.680D		2	160.90 DT, 180.90		985.1200D	1
FAVORIT 816, 818, 822, 824	892.760		2	250, 300, 300 DT, 350, 350 DT, 355	600.720D		1
FAVORIT 916 (920) (924) (926) VARIO	892.760		2	420 DT	892.760		1
GT 115, 220, 230, 225, 231, 250	892.760		1	446		632.950D	1
GT 345, 360, 365, 380	892.760		1	450 various models		920.850D	1
XYLON 520, 522, 524	874.680D		2	455		920.850D	1
				455 C		632.950D	1
FERRARI SPA				460, 470	892.760		1
				480, DT		920.850D	1
				500, 500 DT, 505 C		632.950D	1
				505, 570	892.760		1
COBRAM 40 AR, RS (Mono) (Rev)	880.600S		1	540, DT		632.950D	1
COBRAM 50 AR, RS (Mono) (Rev)	880.600S		1	550, 555		960.1050D	1
LAWN & GARDEN TRACTORS 1.1, 1.2	874.680D		1	580		632.950D	1
WALKING TRACTORS 72, 72S, 74, 75, 75RS, 76, 92/2, 95/33, T72	844.330S		1	600, DT		960.1050D	1
				605 C		632.950D	1
RAPTOR 30 (40) DT	845.380D		1	605, 640	892.760		1
SYSTEM 55 AR, RS (Mono) (Rev)	600.720D		1	615, DT		960.1050D	1
SYSTEM 75 AR, RS (Mono) (Rev)	600.720D		1	640 DT		632.950D	1
SYSTEM 75 FR, MT (Rev)	600.720D		1	650, 655		960.1050D	1
SYSTEM 80 AR, RS (Mono) (Rev)	600.720D		1	670	892.760		1
SYSTEM 80 FR, MT (Rev)	600.720D		1	680, DT		632.950D	1
THOR 70 (90) AR Mono	600.720D		1	780	892.760		1
THOR 870 AR Mono	600.720D		1	800		960.1050D	1
TRACTOR 18.3, 22.3W, 30.4, 75, 75DVA, 75RD, 85, 86, 86RS, 94TR, 95RS, T93	844.330S		1	805	892.760		1
				850		960.1050D	1
LAWN & GARDEN TRACTORS 95, 95 RS, 96	874.680D		1	850 DT		632.950D	1
VIPAR 30 AR, RS (Mono)	845.380D		1	880	892.760		1
VIPAR 40 AR, RS (Mono)	845.380D		1	980 DT		632.950D	1

MARCHIO E MODELLO	Sigla identificativa SENZA MANUTENZIONE/ IRIDIUM	Sigla identificativa HEAVY DUTY	N° BTR	MARCHIO E MODELLO	Sigla identificativa SENZA MANUTENZIONE/ IRIDIUM	Sigla identificativa HEAVY DUTY	N° BTR
FIAT AGRI <small>cont.</small>				FIAT ALLIS <small>cont.</small>			
980, 1000, 1000 DT		960.1050D	1	FL 10 B, C		960.1050D	2
1180		632.950D	1	FL 14 B, C, D		960.1050D	2
1300 SUPER		700.1150S	1	FL 20		985.1200D	2
1300, DT		960.1050D	1	FR 7	880.600S		2
1380		632.950D	1	FR 10, 12	600.720D		2
1580 DT, 1880		985.1200D	1	FR 15		960.1050D	2
F 100		920.850S	1	FR 20	600.720D		2
F 110, 120, 130		632.950D	1	HD/6		960.1050D	2
L 521, 624		960.1050S	1	S 9	600.720D		2
MX 240, 300		960.1050S	1	S 11		920.850D	2
SUPER 500, 880		632.950D	1	S 15 B		960.1050D	2
LAWN & GARDEN TRACTORS 95, 96 RS	600.720D		1	S 60	600.720D		2
				S 90, 105		920.850D	2
FIAT ALLIS				SL 9	600.720D		2
				SL 11		920.850D	2
				SR 9	600.720D		2
				SR 70		920.850D	2
7 D	600.720D		2	T 44 C, D		632.950D	2
10 B, 14 B		960.1050D	2	T 360, 460		700.1150S	2
65 B	600.720D		2	TL 10, 12, 14, 16, 20		960.1050D	2
A4 D		920.850D	2	TL 30, 40, 160, 260		700.1150S	2
AD 5, 7		920.850D	2	TL 545, 546, 562, 645		700.1150S	2
AD 8	600.720D		2	TS 160, 260		700.1150S	2
AD 9		920.850D	2				
BD 7		920.850D	2	FIAT HITACHI			
BD 8	600.720D		2				
BD 9		920.850D	2				
BD 20		700.1150S	2				
FA 120	600.720D		2	FH 120, 150W	874.680D		2
FB 7	600.720D		2	FH 200	600.720D		2
FBL 4M	860.510S		2	FH 220		960.1050D	2
FD 5	880.600S		2	FH 400		985.1200D	2
FD 7, 9	600.720D		2				
FD 14		960.1050D	2	FIorentini			
FD 20		985.1200D	2				
FE 12, R	880.600S		2				
FE 14, 16, 18	600.720D		2				
FE 20		985.1200D	2	MOBILE CRANES F250, 450S	892.760		1
FE 28		960.1050D	2	MOBILE CRANES F490A		960.1050D	1
FL 4 L, M	880.600S		2				
FL 4, C, D		920.850D	2				
FL 5, 6, 7	600.720D		2				
FL 7 C		920.850D	2				
FL 8 C		632.950D	2				
FL 9	600.720D		2				

MARCHIO E MODELLO	Sigla identificativa SENZA MANUTENZIONE/ IRIDIUM	Sigla identificativa HEAVY DUTY	N° BTR	MARCHIO E MODELLO	Sigla identificativa SENZA MANUTENZIONE/ IRIDIUM	Sigla identificativa HEAVY DUTY	N° BTR
FIORI				GOLDONI			
				cont.			
AIRONE 2000, 3000		632.950D	1	3050 (S)	870.600S		1
CONCRETE MIXERS DB150	600.720D		1	3050, 3070 (STAR)	870.600S		1
CONCRETEMIXERSDB200.E,250.E,350.E,400.E		632.950D	1	3445	870.600S		1
DUMPER DIESEL ABX, 180, NPX, R.I.	860.510S		1	3450, 3460	600.720D		1
LOADERS AL300, AL400	860.510S		1	ASTER 35, 40	844.360D		1
LOADERS AL500, AL600	600.720D		1	ASTER 45	874.680D		1
BACKHOE LOADERS FA28, 30, 38	860.510S		1	BASE 20 (EVO)	844.360D		1
				C45, C60	880.600S		1
FORD				C 55, C 75	870.600S		1
				CLUSTER 65 (75) RS (SN)	874.680D		1
				COMPACT TRACTORS	600.720D		1
				EURO serie (->'97)	600.720S		1
1710	600.720S		1	EURO 26 (30) RS (EVO)	844.360D		1
2205, 2305	610.850D		1	EURO 30 (40) SN	T510		1
3230, 3430, 3910, 3930	610.850D		1	EURO 42 AW	844.360D		1
5030, 5640	610.850D		1	EURO 45 RS (SN EVO) ('07-->)	874.680D		1
6640, 7740	610.850D		1	EURO 50 A	844.360D		1
8260, 8360	860.530D		2	EURO W 40 RS	T510		1
DEXTA	600.720D		1	EURO W 45 RS	870.600S		1
FW - various models	600.720D		1	GM 4, 14, 18, 20	844.360D		1
SUPER DEXTA	600.720D		1	IDEA 26, 30, 30 HST, 40	844.360D		1
				MAXTER W60 RS(SN), 70 REV (RS)(SN)	870.600S		1
FOREDIL				STAR 50, 70	870.600S		1
				STAR 65, 75	600.720D		1
				STAR 75, 85, 100 QUADRIFOGLIO	600.720D		1
				STAR 3050 NRG	T510		1
5.13	880.600S		1	STAR 3050 (SL), 3060 LC, 3070 (V) ('07-->)	874.680D		1
10.13, 20.13 ('93->)	600.720S		1	STAR 3070 V (NRG)	870.600S		1
10.13, 20.13 (->'92)	892.760		1	STAR 4000 QUADRIFOGLIO	600.720D		1
23.08		960.1050D	1	TRANSCAR serie (->'97)	600.720S		1
30.13, 40.13 ('93->)	880.600S		2	TRANSCAR 22RS	844.360D		1
30.13, 40.13 (Perkins) (->'92)		960.1050D	1	TRANSCAR 25 - W60	870.600S		1
521, 526, 528, 532	880.600S		1	TRANSCAR 28 SN (RS)	870.600S		1
602, 604, 652, 654, 662, 664	600.720D		1	TRANSCAR W33, 40, 60, 70 SN (RS)	870.600S		1
719, 919, 921, 926, 928	880.600S		1	UNIVERSAL 233, 238, 245	600.720D		1
930, 932, 933 RS, 933 TD	880.600S		1	UNIVERSAL 236, 240	880.600S		1
936, 938, 1038, 1040, 1045	600.720D		1				
3000 K, 3050, 3070 (->'97)	600.720D		1				
				GRILLO SPA			
GOLDONI							
				WALKING TRACTORS			
				G131	845.380S		1
900 serie (->'97)	880.600S		1	LAWN MOVERS			
3000 (Vigneto) series (->'97)	600.720D		1	BEE FLY	850.450D		1

MARCHIO E MODELLO	Sigla identificativa SENZA MANUTENZIONE/ IRIDIUM	Sigla identificativa HEAVY DUTY	N° BTR	MARCHIO E MODELLO	Sigla identificativa SENZA MANUTENZIONE/ IRIDIUM	Sigla identificativa HEAVY DUTY	N° BTR
GRILLO SPA cont.				HURLIMANN cont.			
CLIMBER	845.380S		1	H 7600		920.850D	1
DRAGON	880.600D		1	H 7630		960.1050D	1
KING, ROLLY	T390		1	H 7650		985.1200D	1
CARRIERS				H 8610, 8613		960.1050D	1
DUMPER 507	T390		1	PRESTIGE H-478 B DT		920.850D	1
TRANSPORTER				Prince 35 (45) (55)	874.680D		1
24 M	880.600D		1	PRINCE 325, 325 XV, 335, 435, 435 HD, 445	874.680D		1
25 M	880.600D		1	SX 1200 DT, 1350 DT		960.1050D	1
131 TS	880.600D		1	SX 1500 DT, 1600 DT, 1800 DT, 2000 DT		960.1050D	1
				XA 56, 66, 76, 86	600.720D		1
HANOMAG				XA 656 Dt	600.720D		1
				XA 657 (658) DT	892.760		1
				XB Max 85 (100)	600.720D		1
				XB T/TB 75 (85) (95)	600.720D		1
14D		700.1150S	1	XE F Tradition 55 (70)	600.720D		1
18C		700.1150S	1	XE H-305 (306) (307) DT	T850		1
B 8, B18C		920.850S	2	XE H-355 (365) (375) F	600.720D		1
BRILLANT 600, 601, 700, 701		920.850S	1	XE Tradition 55 (70)	600.720D		1
GR8		920.850S	2	XF 70 (75) (90) (100)	T850		1
K 12C, 15, 16		700.1150S	1	XF H-361 DT	600.720D		1
K 18C		920.850S	2	XF H-476 R DT	600.720D		1
R 27, 440		920.850S	1	XF H-481 (491) DT	600.720D		1
ROBUSTUS 900.1		920.850S	1	XL 150.7 (165.7) (185.7)		980.1100S	1
				XM 100 (110) (130)		960.1050D	1
HURLIMANN				XN 706 (707) (708) (709) DT	T850		1
				XS 70 (75) (90) (100)	T850		1
				XT 85, 95		920.850D	1
				XT 105, 115, 130		960.1050D	1
CLUB -478.4	600.720D		1	XT 110		920.850D	1
H 345, 351, 352	600.720D		1	XT 908 DT, 909 DT		920.850D	1
H 356		920.850D	1	XT 909, 910.6		960.1050D	1
H 358, 361, 362, 366, 372	600.720D		1	XT 910.4 DT		920.850D	1
H 466		920.850D	1	XT 910.6 DT		960.1050D	1
H 468/4, 476 (XF), 478, 488	600.720D		1	XT 911 DT, 913 DT		960.1050D	1
H 488 T	T850		1				
H 496		920.850D	1	INT. CASE			
H 496T		960.1050D	1				
H 4105	892.760		1				
H 5110, 5116		920.850S	1				
H 5116T		960.1050D	1	533, 633, 733, 833	892.760		1
H 5650, 5660	600.720D		1	956 XL		920.850S	1
H 6115, 6135, 6136		960.1050D	1	1394, 1494, 1594, 1694	625.760		1
H 6165, 6170, 6190		960.1050D	1	533, 633, 733, 833	892.760		1
H 6170T		985.1200D	1	956 XL		920.850S	1
H 6670, 6680, 6690		985.1200D	1	1394, 1494, 1594, 1694	625.760		1

MARCHIO E MODELLO	Sigla identificativa SENZA MANUTENZIONE/ IRIDIUM	Sigla identificativa HEAVY DUTY	N° BTR	MARCHIO E MODELLO	Sigla identificativa SENZA MANUTENZIONE/ IRIDIUM	Sigla identificativa HEAVY DUTY	N° BTR
INT. HARVESTER				JCB			
				cont.			
323	600.720D		1	TELEFORCE 58	610.850D		1
323 V, 353 V	892.760		1	TIPO 5, C	625.760		1
383	600.720D		1				
383 V	892.760		1				
423	600.720D		1	JOHN DEERE			
423 V	892.760		1				
433	892.760		1				
453	600.720D		1	650, 750	880.600S		1
533	892.760		1	930, 940, 1040	844.360D		2
553, 623 V, 633	892.760		1	965, 975, 985		920.850S	1
724, 733, 734, 743	892.760		1	1068H, 1177/ YESI	892.760		2
745 S, 824, 833	892.760		1	1116, 1118, 1130, 1140, 1177	844.360D		2
946, 956, 1046, 1055	600.720D		1	1640, 1750, 2030, 2040, 2130, 2140	844.360D		2
1255, 1455 4WD	625.760		1	2155	860.530D		2
				2250, 2450, 2850	844.360D		2
ISEKI				2355, 2355 N	860.530D		2
				2555, 2755, 2855, 2855 N	860.530D		2
				2955	892.760		2
				3040, 3130, 3140, 3350, 3640, 3650	892.760		2
1910, 3015, 3020, 3025, 3030	880.600S		1	4055	600.720D		2
2140, 2160, 3210	845.380D		1	4100, 4300	860.530D		1
3510	610.850D		1	4240, 4350, 4450	892.760		2
4270, 4320, 4370	880.600S		1	4255, 4455, 4500, 4555	600.720D		2
5000, 6000	610.850D		1	4650, 4850	892.760		2
TS3110	600.720D		1	4755, 4955, 4960	600.720D		2
TX1300F, 1500F	845.380D		1	5200, 5300, 5400, 5500	600.720D		1
				5210, 5310, 5410, 5510	600.720D		1
ITMA				5215, 5315, 5415, 5515 (*07-->)	600.720D		1
				5310, 5410, 5510 NARROW	600.720D		1
				5615 F	600.720D		1
				6000	892.760		2
3.406	880.600S		1	6200	600.720D		1
3.65, 3.85	600.720D		1	6510 C 4WD		960.1050S	1
500 L, 600, 700 NL	600.720D		1	6520		960.1050S	1
A553NL	600.720D		1	6530, 6630, 6830, 6930 (Premium) (*07-->)		980.1100S	1
CRAWLER TRACTORS A500, A503, 500 SNL	600.720D		1	6610 C, 6810 C, 6910 C (4WD)		960.1050S	1
NIKE 350, L, LL, 401, L, LL	600.720D		1	6910 S 4WD		960.1050S	1
				6920 PLUS (Premium)		960.1050S	1
JCB				6920 S PLUS (S Premium)		960.1050S	1
				7405, 7600, 7700, 7710	600.720D		2
				7430, 7530 Premium (*07-->)		980.1100S	1
				7810, 8100, 8200, 8300, 8400	600.720D		2
110, 520, 702, 704	625.760		1	8560, 8570, 8770	600.720D		2
900, 902, 907, 1000, 1250, 1750	625.760		2	9300, 9400	600.720D		2
TELEAGRI PLUS	610.850D		1				

MARCHIO E MODELLO	Sigla identificativa SENZA MANUTENZIONE/ IRIDIUM	Sigla identificativa HEAVY DUTY	N° BTR	MARCHIO E MODELLO	Sigla identificativa SENZA MANUTENZIONE/ IRIDIUM	Sigla identificativa HEAVY DUTY	N° BTR
KOMAT'SU				KUBOTA			
BC 200 LC, 210 LC		920.850S	2	B 1410 D	845.360		1
D 53, 85 A		700.1150S	2	B 1550	845.380D		1
HA 205, 250		920.850S	2	B 1610 D	845.360		1
HD 320		700.1150S	2	B 1750, 2150, 2550	845.380D		1
MINI EXCAVATORS				Bx 2200 D	860.540D		1
PC MISTRAL	845.380S		1	G 18	845.360		1
PC12 R8, HS	845.380S		1	G 2160	845.360		1
PC15 R8, HS	845.380S		1	GZD 15, 16	845.26DPP		1
PC20 R8	880.600S		1	L 175, 185, 225, 235, 245, 260, 275	880.600S		1
PC27 R8	880.600S		1	L 2500, 3110	880.600D		1
PC30 MR	T600		1	L 3010, 3710, 4310	880.600S		1
PC35 R8	880.600S		1	M 4000, 4050, 4500	600.720S		1
PC35 MR	T600		1	M 4700, 5400, 6800, 8030, 8200,9000	600.720D		1
PC45 R8	880.600S		1	TG 1860	845.360		1
PC50 MR	T720		1	EXCAVATORS			
MIDI EXCAVATORS				KX 91-3	870.600S		1
PC75 R-2		920.850D	1	KX 101-3	870.600S		1
PW75 R-2		920.850D	1	U 20/25-3	844.330S		1
PC95 R-2		920.850D	1	U 35	870.600S		1
PW95 R-2		920.850D	1				
PC110 R-1		960.1050D	1				
PW110 R-1		960.1050D	1	LALTESI			
SKID STIR LOADERS							
SK04J-2	845.380S		1				
SK05J-2	880.600S		1	EXCAVATOR 111		960.1050D	1
SK09J-2		920.850D	1	EXCAVATOR 221, 222G	600.720D		2
SK510	T600		1	EXCAVATOR 341, 441HD, 541, 541 S		960.1050D	2
SK714-5, 815-5, 818	T720		1				
BACKHOE LOADERS				LAMBORGHINI			
WB70 A-1		920.850D	1				
WB98 A-2		960.1050D	1				
WB91 R-2		960.1050D	1				
WB93 R-2		960.1050D	1	4R	892.760		1
WB97 R-2		960.1050D	1	105	600.720D		1
WB97 S		960.1050D	1	115, 135, 165		960.1050D	1
TELEHANDLERS				1506T		985.1200D	1
				340	600.720D		1
				564.60	600.720D		1
				574.70 N, 574.N	892.760		1
				600, 660 F, 660 V	600.720D		1
				674, 674.70, 674.70 N, 674.80 N	892.760		1
KB 22, 180, 250, 400	880.600S		1	700	600.720D		1
				704		960.1050D	1
				775 F, V	600.720D		1
				804, 850		960.1050D	1

MARCHIO E MODELLO	Sigla identificativa SENZA MANUTENZIONE/ IRIDIUM	Sigla identificativa HEAVY DUTY	N° BTR	MARCHIO E MODELLO	Sigla identificativa SENZA MANUTENZIONE/ IRIDIUM	Sigla identificativa HEAVY DUTY	N° BTR
LAMBORGHINI cont.				LAMBORGHINI cont.			
950, 1050, 1060, 1106, 1306		960.1050D	1	R 653 DT, DTF, F	600.720D		1
AGILE 660 (770) (880) (990) S	T850		1	R 684 DT, DTF, F	600.720D		1
C 352	874.680D		1	R 754 DT, 784 DT, 804 DTS	600.720D		1
C 353 L, 362 S, 453 N, 503 S, 553 L, 553 S, 554	600.720D		1	R 850, 904 DT, 904 DTS		920.850D	1
C 603 L, 653 L, 684 L, 754 L, 784 L	600.720D		1	R 950, 955 DT, 956, 1050		920.850D	1
C 664	600.720D		1	R 1056 DT		960.1050D	1
C 674-40, 674-70, C 774-80 (Erg.), C874-90 (Erg)	600.720D		1	R 1060		920.850D	1
CF 90 (100)	600.720D		1	R 1156 DT, 1256 DT, 1356 DT		960.1050D	1
CV 70 (80)	600.720D		1	RACING 150, 165, 190, HI.PER.		985.1200D	1
CHAMPION 120 DT, 135 DT, 150 DT		960.1050D	1	RUNNER 250 (JET), 350 (HD) (A), 450	874.680D		1
CHAMPION 160, 180 (DT) (I.CAB)		960.1050D	1	SPRINT 664-65	600.720D		1
CHAMPION 200 I.CAB		960.1050D	1				
CRONO 55 F, 65 F, 75 F	600.720D		1	LANDINI			
CRONO Target 2.56 (2.58) (2.66) (2.76) (2.86)	600.720D		1				
CRONO Target 55 (60)	600.720D		1				
CRONO Target F 55 (F 60)	600.720D		1	50, 55, 60, 65, 75, 85, 95	892.760		1
CROSS 674 70 N	600.720D		1	65.30	880.600S		1
CROSS 774 80 N	600.720D		1	68.30, 68.40	600.720D		1
DL30, CTL, SUPER	892.760		1	85.30, 85.50, 88.30	600.720D		1
GRAND PRIX 674-70 (774-80) (874-90) LS	892.760		1	4500	892.760		1
GRIMPER 555, 560, 560 G, 570	600.720D		1	5000, 5005, 5030, 5500, 5560	600.720D		1
PLUS 660 F, 775 F REV, 880 F, 990 F	600.720D		1	5860, 6000	600.720D		1
PREMIUM 850, 950, 1050, 1060		920.850D	1	6030, 6040	880.600S		1
PREMIUM 1100, 1300		960.1050D	1	6060, 6070, 6500, 6505, 6560, 6830	600.720D		1
R 1.35 (R 1.45) (R 1.55)	874.680D		1	6880	892.760		1
R3 Evo 85 (100)	T850		1	7000, 7500, 7505, 7530	600.720D		1
R3 T 75 (85) (95)	600.720D		1	7550	892.760		1
R3 TB 75 (85) (95)	600.720D		1	7830, 7860	600.720D		1
R 4.85 (4.95)		920.850D	1	7880		960.1050S	1
R 4.105 (4.110) (4.120)		960.1050D	1	8000, 8550	600.720D		1
R 5.115 (5.130)		960.1050D	1	8500	892.760		1
R 6.100		920.850D	1	8830, 8860	600.720D		1
R 6.110		960.1050D	1	8880, 9080		960.1050S	1
R 6.VRT 150.7 (160.7)		980.1100S	1	9500	892.760		1
R 7.175 S (7.190 S)		960.1050D	1	9880		960.1050S	1
R 7.200 --> '06		960.1050D	1	10.000, 13.000MKII, 14.500MKII	625.760		1
R 7.200 '07-->		980.1100S	1	10000		960.1050D	1
R 8.230 (8.270)		980.1100S	1	10500	892.760		1
R F 75 (90) (100)	T850		1	12500		632.950D	1
R S 75 (90) (100)	T850		1	13000, 13500		960.1050D	1
R 235	874.680D		1	14500		632.950D	1
R 483 DT, 503, 503 DT	600.720D		1	16500/4RM	625.760		1
R 564 DT, 603 DF	600.720D		1	ALPINE 60 (70) (80) (GT)	600.720D		1

MARCHIO E MODELLO	Sigla identificativa SENZA MANUTENZIONE/ IRIDIUM	Sigla identificativa HEAVY DUTY	N° BTR	MARCHIO E MODELLO	Sigla identificativa SENZA MANUTENZIONE/ IRIDIUM	Sigla identificativa HEAVY DUTY	N° BTR
LANDINI				LAVERDA			
				cont.			
ALPINE 65 (75) (85) STD, GT	600.720D		1	M 92 AL		920.850D	1
ATLANTIS DT 70, 80, 90, 100	600.720D		1	M 112, 120, 132		632.950D	1
ATLAS DT 70, 80, 90, 100	600.720D		1	M 152, M, OM, TA		960.1050D	1
C 25 DIESEL	892.760		1	M 152 MP		632.950D	1
C 4500, 5000, 6500	600.720D		1				
CL 3200	600.720D		1	LINDNER			
DISCOVERY 65 (85) C, M	600.720D		1				
DT 5000	600.720D		1				
DT 9500		920.850D	1				
GHIBLI DT 80, 90, 100	600.720D		1	GEOTRAC 50	892.760		1
GLOBUS 55 (60) (65) (70) (75) (80)	600.720D		1	GEOTRAC 65	892.760		1
L 25	892.760		1				
LANDPOWER 125 (135) (145) (165) (180) (185)		920.850D	1	LOMBARDINI			
LEGEND 105, 115, 130, 145, 165, 180		632.950D	1				
LEGEND 120 (140) (160)		920.850D	1				
MISTRAL 40, 45, 50, 55	860.530D		1				
MYTHOS DT 90, 100	600.720D		1	TL 30, 40	892.760		1
MYTHOS DT 110		632.950D	1				
POWERFARM 60 (75) (80) (85) (90) (95) (100) (105)	600.720D		1	MANITOU			
R 25	892.760		1				
R 4500, 5000 N, 5000 S	600.720D		1				
R 7000 DT, 8000, 8500, 9500		920.850D	1	202 B, 252 B, 302 B		960.1050S	1
REX 60, 70, 80, 90, 100 (F) (GE)	600.720D		1	2050 DF 33	892.760		1
REX 75, 85, 95, 105 (GT)	600.720D		1	244H, 344H	610.850D		1
REX 1000 GT	600.720D		1	4 RE 20C, 20CL, 25C, 25CL	610.850D		1
REX F (GE) 65, 75, 85, 95, 105	600.720D		1	4 RE 30H		960.1050S	1
REX V 60, 65, 70, 80	874.680D		1	4 RM 20 C (FA) (G) (H) (P)	610.850D		1
RV 25	892.760		1	4 RM 25 C (FA) (G)	610.850D		1
TREKKER series	600.720D		1	4 RM 26 (N)	610.850D		1
VISION DT 80 (90) (100) TOP	600.720D		1	4 RM 35C, 40C		960.1050S	1
VISION 85 (95) Techno	600.720D		2	HC 20 E, 25 E	892.760		1
				IF 25.25 F, 25.30 F	610.850D		1
LAVERDA				MA 20, 25 various models	610.850D		1
				MB 16 S, 20, 21, 25, 26, 30 various models	610.850D		1
				MB 25 D, 25 TC, 30 TC, 40, 50, 60		960.1050S	1
				MC 10, 15, 18, 20, 25, 30 various models	610.850D		1
150		960.1050D	1	MC 40 TC, 50, 80		960.1050S	1
3300 AL		920.850D	1	MCE 20, 25, 30 various models	610.850D		1
3350 AL		960.1050D	1	MCL 30H	610.850D		1
3400		985.1200D	1				
3450		960.1050D	1				
3550		985.1200D	1				
3600, 3700, 3750, 3790, 3890, 3900		960.1050D	1				
AFC 16	880.600S		1				

MARCHIO E MODELLO	Sigla identificativa SENZA MANUTENZIONE/ IRIDIUM	Sigla identificativa HEAVY DUTY	N° BTR	MARCHIO E MODELLO	Sigla identificativa SENZA MANUTENZIONE/ IRIDIUM	Sigla identificativa HEAVY DUTY	N° BTR
MASSEY FERGUSON				MASSEY FERGUSON cont.			
148, 187, 520, 625, 670, 760	610.850D		1	MF 675, 690, 698 (->'85)	625.760		1
244 CRAWLER	625.760		1	MF 675, 690, 698 ('85 -->)	870.600S		2
3315-4, 3325-4, 3330-4, 3340-4, 3350-4, 3355-4	T850		1	MF 699	870.600S		2
4225-4, 4235-4	610.850D		2	MF 750, 760	870.600S		1
4245-4, 4255-4	610.850D		2	MF 828, 830, 835, 845	625.760		1
4270-4	874.680D		2	MF 850,860	870.600S		1
6245-4, 6255-4, 6260-4, 6265-4	874.680D		2	MF 1020, 1030, 1040, 1080	610.850D		1
6270-4, 6280-4, 6290-4	874.680D		2	MF 1100, 1105, 1135, 1155, 1550	625.760		1
8210-4, 8220-4, 8240-4, 8250-4	874.680D		2	MF 1505, 2135, 2203, 2205	610.850D		1
8270-4, 8280-4	610.850D		2	MF 2135C, 2203C	625.760		1
FE 1L, 35, 175	625.760		1	MF 2210, 2225, 2235	600.720D		1
FE 65 3CYL, 4L	610.850D		1	MF 2430, 2435, 2440	600.720D		1
FE135	870.600S		1	MF 2620	610.850D		2
FE 135 COLD	625.760		1	MF 2625	870.600S		2
MF 133, 134C, 154C	625.760		1	MF 2645, 2685, 2725 8 (10/85 -->)	870.600S		2
MF134V, 154S,154V, 164V	880.600S		1	MF 2680, 2720	610.850D		2
MF 134V, 154V, 164V, 174V 184S (11/88-->)	874.680D		1	MF 3050, 3060, 3065, 3070, 3080, 3090, 3095	870.600S		2
MF174S, 184S, 194F (11/88 -->)	600.720D		1	MF 3115, 3120, 3125	870.600S		2
MF174V, 184S, 194A, 194F (11/88 -->)	625.760		1	MF 3315 F, 3325 F, 3330F,3340F, 3350F, 3355F	T850		1
MF154	870.600S		1	MF 3425, 3435, 3445, 3455	T850		1
MF 145C, 165C, 174C	625.760		1	MF 3610, 3630, 3635, 3645, 3650, 3655	870.600S		2
MF 135, 148, 152, 155, 158, 165, 168	610.850D		1	MF3670, 3680, 3690	870.600S		2
MF 175, 178, 185, 188, 252,	610.850D		1	MF 4200, 4215, 4225, 4230,	610.850D		1
MF 230, 240, 250 (->'85)	610.850D		1	MF 4233, 4235, 4240, 4243, 4245, 4255	610.850D		1
MF 230, 240, 250 ('85 -->)	870.600S		1	MF 4435, 4445, 4455	610.850D		1
MF 234C, 254C, 274C, 294C, 298, 362	625.760		1	MF 5425, 5435, 5445, 5455, 5460, 5465, 5470, 5475	T850		1
MF 234S, 254	880.600S		1	MF 6445, 6455, 6460, 6470	870.600S		2
MF 254S	892.760		1	MF 6465, 6475, 6480 DYNASHIFT PLUS	870.600S		2
MF 252	610.850D		1	MF 6485, 6490, 6495 DYNASHIFT PLUS	870.600S		2
MF 253, 275	870.600S		1	MF 6497, 6499	870.600S		2
MF 263, 265, 274S, 274SK, 290	610.850D		1	MF 7465, 7475, 7480 DYNA-VT	870.600S		2
MF 274S, 274SK, 284S, 294S	600.720D		1	MF 7485, 7490, 7495 DYNA-VT	870.600S		2
MF 340, 350, 355, 360	870.600S		1	MF 8140, 8150, 8160, 8170	610.850D		2
MF 353, 363	880.600S		1	MF 8210, 8220, 8230, 8240, 8250	870.600S		2
MF 353, 363 (--> 11/88)	892.760		1	MF 8240, 8250, 8260, 8270, 8280	610.850D		1
MF 354S, 354F, 364F	892.760		1	TA PERKINS	880.600S		1
MF 365, 375, 390T, 398, 399	870.600S		2	TE series	880.600S		1
MF 373, 374S, 383, 384S, 393 (11/88 -->)	600.720D		1	TEF (P3)	880.600S		1
MF 394S	600.720D		1				
MF 383, 393	625.760		1				
MF 410, 418, 487, 500, 507, 510	610.850D		1				
MF 515, 520, 525, 620, 625, 630	610.850D		1				
MF 550, 565, 575, 590, 670	610.850D		1				
MF 655, 665	625.760		1				

MARCHIO E MODELLO	Sigla identificativa SENZA MANUTENZIONE/ IRIDIUM	Sigla identificativa HEAVY DUTY	N° BTR	MARCHIO E MODELLO	Sigla identificativa SENZA MANUTENZIONE/ IRIDIUM	Sigla identificativa HEAVY DUTY	N° BTR
MC CORMICK				NEW HOLLAND			
				cont.			
C 50 (60) (70) (80)	600.720D		1	1900	600.720D		2
C-MAX 60 (75) (85) (95) (105)	600.720D		1	8030, 8040	892.760		1
CX 70, 80, 90, 100	600.720D		1	8050, 8060, 8060 I	874.680D		2
CX 75 (85) (95) (105) XTRA SHIFT	600.720D		1	8070, 8070 I, 8080, 8080 I	892.760		2
F 60-4, 70-4, 80-4, 90-4, 100-4	600.720D		1	8360, 8670, 8970	600.720D		1
F 75 (85) (95) (105) (GE) (XL)	600.720D		1	FX 58, 375	892.760		2
GM 40, 45, 50, 55	860.530D		1	G 190		920.850S	1
GX 40, 45, 50	860.540S		1	L 518, 627		960.1050D	1
MC 80, 90, 100	600.720D		1	M 160		920.850S	1
MTX 110, 125, 140, 155		632.950D	1	T 3010 (3020) (3030) (3040) '07-->	860.530D		1
T 70, 80, 90, 100 (F) (FL)		632.950D	1	T 4020 (4030) (4040) (4050) '08-->	600.720D		1
V 65-4	874.680D		1	T 4030 F (4040 F) (4050 F) '08-->	600.720D		1
XTX 150 (165) (185)	610.850D		1	T 5030 (5040) (5050) '08-->		632.950D	1
ZTX 230 (260) (280)	600.720D		2	T 6010 (6020) (6030) (6040) (6050) (6060) (6070) (6080) '08-->		632.950D	1
MERLO				T 7030 (7040) (7050) (7060) '08-->		980.1100S	1
				T 7520 (7530) (7540) (7550) '08-->		985.1200D	1
				TCE 40 (45) (50) (55) --> '06	860.530D		1
				TDD 75 (85) (95) DT	610.850D		1
MOBILE CONCRETE MIXERS 2000, 2500, 3000		960.1050D	1	TL 70, 80, 90, 100 (DT)		632.950D	1
MOBILE CONCRETE MIXERS DBM1200	892.760		1	TL-A 70 (80) (90) (100)		632.950D	1
				TM 115, 125, 135, 150, 165 (DT)	892.760		1
NAPOLIONE				TM 120 (130) (140)		980.1100S	1
				TM 155 (175) (190)		980.1100S	1
				TN 55, 65, 70, 75, 90 (DT)	892.760		1
				TN 65 D, 75 S, 90 F	892.760		1
TRACTORS & WALKING TRACTORS	600.720D		1	TNF-A 75 (85) (95)	600.720D		1
				TNN-A 70 (75) (95)	600.720D		1
NEW HOLLAND				TNV-A 60 (70) (75) (95)	600.720D		1
				TR 85		920.850S	1
				TS 100, 110, 115	610.850D		1
				TS-A 100		960.1050S	1
35-66 DT	860.530D		1	TS-A 110 (115) (125) (135) DT ACTIVE ELECTRO C.	610.850D		1
60-66 S (60-66 SDT)		632.950D	1	TV 140	625.760		2
65-66 SDT (70-66 S) (70-66 SDT)		632.950D	1	TX 30, 34, 56, 62, 64 PLUS,	892.760		2
70	610.850D		2	TX 65, 67, 68, 68 PLUS	892.760		2
80-66 S DT		632.950D	1				
82-86 LP DT		632.950D	1				
110-90 DT		632.950D	1	NIBBI			
818, 903, 907	880.600D		2				
1500 F, 1520 F, 1530 F, 1540 F, 1545 F	600.720D		2	G 219 S, 319 S	844.330S		1
1550, 1770	874.680D		2	G 419 S, 819, 824	844.330S		1
1580 AL	892.760		2				
1800	610.850D		2				
1880, 1890, 1895	880.600D		2				

MARCHIO E MODELLO	Sigla identificativa SENZA MANUTENZIONE/ IRIDIUM	Sigla identificativa HEAVY DUTY	N° BTR	MARCHIO E MODELLO	Sigla identificativa SENZA MANUTENZIONE/ IRIDIUM	Sigla identificativa HEAVY DUTY	N° BTR
OM				PASQUALI			
cont.				cont.			
35 R, 40 R, 45 R.C, 50 R.C	892.760		1	CRONOS 7.85	600.720D		1
512 R, 513 SUPER	600.720D		2	EOS 5,50 AR Mono	880.600S		1
605		960.1050D	1	EOS 6,50	874.680D		1
650, DT, SPECIAL		920.850D	1	ERA 9.30 (9.40) DT	845.380D		1
655 C, 715		960.1050D	1	ERGO 5.60, 5.80 (Mono)	600.720D		1
750 SPECIAL, 780, 850, 850 DT		960.1050D	1	ERGO 6.60, 6.80 (Mono)	600.720D		1
750, DT		920.850D	1	ERGO 8.80 S2 REV (Hm)	600.720D		1
880, 1000, 1000 FT		960.1050D	1	MARS 7.70 (7.80) (7.90) AR Mono	600.720D		1
				MARS 8.70 (8.80) (8.90) RS Mono	600.720D		1
ORSI				LAWN & GARDEN TRACTORS 95640, 95641	844.360D		1
				WALKING TRACTORS 941, 946	844.360D		1
				TRACTORS 956, 991	600.720D		1
				LAWN & GARDEN TRACTORS 945, 955, 985, 990, 992, 995	844.360D		1
CD 30	892.760		1	VANTH 5.30, 6.30 (Mono)	845.380D		1
CDA 363, 404, 454	892.760		1	VANTH 5.40, 6.40 (Mono)	845.380D		1
PASQUALI				PERLINI			
406	845.380S		1				
439, 440	600.720D		1	121.27, 131.33		960.1050D	2
446, 451	860.530D		1	DUMPERS 203, 205, 218, 225		960.1050D	2
453, 455	600.720D		1	DUMPERS 341, 361, 363, 366, 366 C		985.1200D	4
456	860.530D		1	DUMPERS 655, 655 C, 755		985.1200D	4
457	600.720D		1	SPECIAL VEHICLES 605D (*91->)		980.1100S	1
464, 467, 470, 485	600.720D		1	SPECIAL VEHICLES 605D (->90)		985.1200D	1
487, 488	860.530D		1	SPECIAL VEHICLES B505 (*91->)		980.1100S	1
492, 494, 497	600.720D		1	SPECIAL VEHICLES B505 (->90)		985.1200D	1
917.20, 917.21	845.380S		1				
941, 944, 945, 946	860.530D		1				
947, 951	600.720D		1	PGS			
955, 956	860.530D		1				
957	600.720D		1				
959	860.530D		1	ROMA 21, 23, 30, 36, 38, 42, 45	844.360D		1
965, 970	600.720D		1	ROMA 50, 55, 60	844.360D		1
971	860.530D		1	ROMA 60 RS, 80 RS	600.720D		1
976, 978, 979	600.720D		1	LAWN & GARDEN TRACTORS	844.360D		1
985, 986	860.530D		1				
987	600.720D		1				
988, 990	860.530D		1	POCLAIN			
991	600.720D		1				
992, 993, 995	860.530D		1				
996, 997	600.720D		1	GCK		920.850S	2
CRONOS 7.65	600.720D		1	MC		960.1050S	2

MARCHIO E MODELLO	Sigla identificativa SENZA MANUTENZIONE/ IRIDIUM	Sigla identificativa HEAVY DUTY	N° BTR	MARCHIO E MODELLO	Sigla identificativa SENZA MANUTENZIONE/ IRIDIUM	Sigla identificativa HEAVY DUTY	N° BTR
POCLAIN				RUGGERINI			
cont.							
MY		920.850S	2	R 25	844.360D		1
P 10, 20		920.850S	2	RD 15, 22	844.330S		1
SC		960.1050S	2				
RENAULT Agricolture				SAME			
				105 T FORMULA	892.760		1
32.50 SV, 34.60 V	892.760		1	265	880.600S		2
58.12 (58.14) LS	610.850D		1	ANTARES 100	892.760		1
65.12 (65.14) LS	610.850D		1	ANTARES 110, 130		920.850D	1
80.12, 80.14F	892.760		1	ANTARES 150		960.1050D	1
106.54, 110.14, 110.54		960.1050S	1	ARGON 50 (50 DT) (60) (60 DT) (70) (70 DT)	892.760		1
133.54		960.1050S	1	Argon Classic 55 (70)	600.720D		1
145.14, 145.54, 155.54		960.1050S	1	ARGON F 55 (65) (75)	600.720D		1
160.94, 175.74		960.1050S	1	Argon F Classic 55 (70)	600.720D		1
R 460, 461, 462, 480 , 482 S	892.760		1	ASTER 60, 70	600.720D		1
ARES 500	610.850D		1	AURORA 45	600.720D		1
ARES 540 (550) RX		980.1100S	1	BUFALO 120, 130 DT		960.1050D	1
ARES 546 (556) (566) RX, RZ		980.1100S	1	CENTURIUM 75 E, S, SDT	600.720D		1
ARES 610 (620) (630) RX, RZ		980.1100S	1	CONDOR 55	600.720D		1
ARES 616 (626) RX, RZ		980.1100S	1	DA 12	892.760		1
ARES 636 (640) RZ		980.1100S	1	DELFINO 35	600.720D		1
ARES 656 (696) RZ		980.1100S	1	DELFINO 35 CKD	874.680D		1
ARES 710 (720) RZ		980.1100S	1	DORADO DT 55 (75) (85)	T850		1
ARES 816 (826) (836)		980.1100S	1	DORADO 65 DT	600.720D		1
ATLES 926 (936) RZ		980.1100S	1	Dorado F 70 (75) (90) (100)	T850		1
CERES 320 (330)	610.850D		1	Dorado S 70 (75) (90) (100)	T850		1
CERES 325 (335) (345) (355)	610.850D		1	DRAGO		960.1050D	1
CERES 325 (335) X	610.850D		1	DRAGON	892.760		1
CERES 340 X	610.850D		1	EXPLORER 65, 65 C, 75	600.720D		1
CERES 345 (355) X	610.850D		1	EXPLORER 70, 80, 90 (C Erg.)	600.720D		1
CERGOS 335 (345)	610.850D		1	Explorer T 75 (85) (95)	600.720D		1
CERGOS 340 (350)	610.850D		1	Explorer TB 75 (85) (95)	600.720D		1
CERGOS 355	610.850D		1	Explorer-3 85 (100)	T850		1
DIONIS 110 (120) (130) (140)	600.720D		1	FOX 35, 45, 55	600.720D		1
ERGOS 85 (95) (105)	610.850D		1	FRUTTETO 60, 70, 75, 85	600.720D		1
FRUCTUS 120 (130) (140)	600.720D		1	FRUTTETO II 55 (70) (75) (90) (100)	600.720D		1
PALES 210 (230) (240)	600.720D		1	FRUTTETO II 60 DT (85 DT)	600.720D		1
TEMIS 550 X	610.850D		1	GALAXI 170		985.1200D	1
TEMIS 560	610.850D		1	GOLDEN 60 (65) (75) (85) DT	T850		1
TEMIS 610 (630) (650) X		980.1100S	1	HERCULES 160 DT		985.1200D	1
				IRON 175 S (190 S)		960.1050D	1
				Iron 100 (110) (120)		960.1050D	1
				Iron 130 (140) (160) (175) (185)		980.1100S	1

MARCHIO E MODELLO	Sigla identificativa SENZA MANUTENZIONE/ IRIDIUM	Sigla identificativa HEAVY DUTY	N° BTR	MARCHIO E MODELLO	Sigla identificativa SENZA MANUTENZIONE/ IRIDIUM	Sigla identificativa HEAVY DUTY	N° BTR
SAME <small>cont.</small>				STEYR <small>cont.</small>			
Iron Continuo 150.7 (165.7)		980.1100S	1	8045, 8055	892.760		1
JAGUAR 95 DT, EDT		920.850D	1	8060, 8065, 8070, 8075, 8080		920.850S	1
KRIPTON 80, 90, 100		920.850D	1	8085	892.760		1
Krypton F 90 (100)	600.720D		1	8090		920.850S	1
Krypton V 70 (80)	600.720D		1	8100, 8120, 8130		960.1050S	1
LASER 50, 110, 130		960.1050D	1	8110		920.850S	1
LASER 85, 90, 100		920.850D	1	8140 DT, 8150	892.760		2
LASER 150		985.1200D	1	8160, 8160 DT, 8165, 8170, 8180	892.760		2
LEOPARD 85, D, EDT, TE		920.850D	1	9115 Base		960.1050S	1
MINITAURUS 60		920.850D	1	9125, 9145 Comfort		960.1050S	1
PANTHER 90, 95 DT		920.850D	1	CVT 120, 130, 150		980.1100S	1
RANGER 45	874.680D		1	D 80, 84	860.530D		1
ROCK 55, 60 (C Wheeled)	600.720D		1	D 180	892.760		2
ROCK 70	600.720D		1	M 958 Comfort	892.760		1
ROW CROP 100.6		960.1050D	1	M 968 Base	892.760		1
RUBIN 120, 135 DT		960.1050D	1	M 975 Comfort	892.760		1
RUBIN 150, 160, 180, 200 (DT) (Galileo)		960.1050D	1	M 9086, 9094 Base	892.760		1
SILVER 80 (90) DT		920.850D	1				
SILVER 85 ,95		920.850D	1				
SILVER 100.4 DT		920.850D	1				
SILVER 100.6 DT		960.1050D	1				
SILVER 105 (110)		960.1050D	1				
SILVER 115, 130 (DT)		960.1050D	1	4RM 18	845.380S		1
SIRENETTA	600.720D		1	4RM 20/32	844.330S		1
SOLAR 50, C55, 60, C60, C70	600.720D		1	4RM 180, 260	880.600S		1
SOLAR C80, C90	600.720D		1	4RM 300R , 320RS	844.330S		1
SOLARIS 25 HYDRO	874.680D		1	4RM 350, 450, 545RS, 555RS	600.720D		1
SOLARIS 35 (35 HD) (35 WIND)	874.680D		1	4RML	892.760		1
SOLARIS 45, 45 II, WIND	874.680D		1	4RML 014	844.330S		1
Solaris 55	874.680D		1	4RMR	892.760		1
SUPERTITAN		985.1200D	1	440 RS, 1326	880.600S		1
TIGER		960.1050D	1	1220 HST STD (1225 HST STD) (1330 HST STD)	844.360D		1
TITAN II 150, 165, 190		985.1200D	1	1540, 1545, 1550, 1555	860.530D		1
TRIDENT 130		920.850D	1	2555, 2565, 2575, 2580		632.950D	1
VIGNERON 60, 75	600.720D		1	4040	844.330S		1
				4570, 4580, 4590, 4595	600.720D		1
				5570, 5580, 5590, 5595		632.950D	1
				6055, 7070	880.600S		1
				6550, 6560, 6575 (ISM) (ISR REV)	880.600S		1
				CLIMBER 9565 Rev (9585 Rev)	600.720D		1
540, 545, 548		920.850S	1	FRUTTETO 3560, 3570, 3580, 3590, 3595	600.720D		1
650, 658, 760, 768	880.600D		2	MTA 2030	880.600S		1
870		960.1050S	1	MULTITRAC 9565 Rev (9585 Rev)	600.720D		1
875	892.760		1	VCM 8, 12, 14	845.380S		1
980, 988		960.1050S	1	VIGNETO 3565, 3570, 3580	860.530D		1

MARCHIO E MODELLO	Sigla identificativa SENZA MANUTENZIONE/ IRIDIUM	Sigla identificativa HEAVY DUTY	N° BTR	MARCHIO E MODELLO	Sigla identificativa SENZA MANUTENZIONE/ IRIDIUM	Sigla identificativa HEAVY DUTY	N° BTR
VALTRA				ZETOR			
				cont.			
3100, 3300, 3400, 3500	600.720D		1	25 A, K		920.850S	2
6000, 6100, 6200, 6300, 6400, 6600, 6800, 6900 ('98->)		960.1050S	1	50 SUPER		980.1100S	1
6250HI-6850HI, 8050HI-8950HI (->10/'02)		960.1050S	1	2011, 2511, 3011, 3511, 3545, 4011	T850		1
8000, 8100, 8200, 8400, 8050, 8150, 8450, 8550, 8750 ('98->)		960.1050S	1	4511, 4712, 4718, 4911, 5011	T850		1
C90, C150		960.1050S	1	5211		980.1100S	1
M120, M130, M150		960.1050S	1	5213, 5243	T850		1
S230, S260 (->10/'02)		960.1050S	1	5245, 5320, 5340		980.1100S	1
T120, T130, T140, T160, T170, T180, T190		960.1050S	1	5511, 5545, 5711, 5718, 5745, 5748	T850		1
				5911, 6011, 6045, 6211, 6245		980.1100S	1
				6441		960.1050S	1
				6711, 6718		980.1100S	1
VENIERI				6745, 6748, 6911, 6945	T850		1
				7011, 7045, 7211, 7245		980.1100S	1
				7441		960.1050S	1
				8011, 8045, 8111, 8145	T850		1
2.63	600.720D		1	8250		980.1100S	1
4.23, 5.23, 6.23	860.510S		1	8441		960.1050S	1
8.63	600.720D		2	8540		980.1100S	1
C 300, 302S, 332	880.600S		1	9245	T850		1
C 350, 382S, 423, 500, 553, 604	600.720D		1	9520, 9540		980.1100S	1
R 423, 500	600.720D		1	10011, 10045	T850		1
VDC 35, 50	600.720D		1	10111, 10145, 10245	T850		1
VDR 35, 37, 50	600.720D		1	11245, 12011, 12045, 12111, 12145, 12245	T850		1
				14011		980.1100S	1
				14145		980.1100S	1
VOLVO				16045, 16145		980.1100S	1
				16245	T850		1
				16845		980.1100S	1
646	600.720D		1				
4200, 4300, 4400	600.720D		2				
4500, 4600	625.760		2				

CLAUSOLA DI NON RESPONSABILITÀ

Le tipologie di prodotto consigliate per i veicoli, pur essendo il risultato di esperienze consolidate, costituiscono solo un nostro suggerimento tecnico. URANIO non si assume alcuna responsabilità in merito ad eventuali applicazioni non corrette e/o aggiornate.

URANIO

batterie





Sede Centrale
FIAMM Spa
Viale Europa 63
36075 Montecchio Maggiore (VI)
ITALIA
Tel +39 0444 709311
Fax +39 0444 699237

www.accumulatoriuranio.it
www.fiamm.com
info.starter@fiamm.com



www.raccoltaamica.com

